



US00D895286S

(12) **United States Design Patent** (10) **Patent No.:** **US D895,286 S**
Lin (45) **Date of Patent:** **** Sep. 8, 2020**

(54) **CASE FOR STRAW**
(71) Applicant: **Zhushi Lin**, Guangdong Province (CN)
(72) Inventor: **Zhushi Lin**, Guangdong Province (CN)
(**) Term: **15 Years**
(21) Appl. No.: **29/717,729**
(22) Filed: **Dec. 19, 2019**
(51) **LOC (12) Cl.** **03-01**
(52) **U.S. Cl.**
USPC **D3/298**
(58) **Field of Classification Search**
USPC D3/200, 201, 203.1, 203.2, 204, 205,
D3/273-274, 276, 283, 284, 294-298,
D3/302, 315, 901, 903; D9/414, 418,
D9/420, 422-426, 428, 430, 432, 503,
D9/504; D7/300.2, 505, 641, 701, 703;
D27/172, 183, 184, 186, 187, 189, 190,
D27/191; D28/9, 73, 76, 78, 82, 91;
D6/659, 663, 667, 671.1; 206/6.1, 703,
206/705
CPC A45C 11/05; A45C 11/16; A45C 11/34;
A45C 11/36; A45C 13/005; A45D 33/00;
A45D 33/003; A45D 33/006; A45D
33/24; B65D 1/22; B65D 2585/08; B65D
85/07; B65D 85/08; B65D 85/20; B65D
85/22; B65D 85/28
See application file for complete search history.

D822,482 S * 7/2018 Dib D9/430
10,123,641 B1 * 11/2018 Pepper A47G 21/18
D847,568 S 5/2019 Hartnett
D853,193 S * 7/2019 Hartnett D7/505
D879,528 S * 3/2020 Pepper D7/300.2
2006/0283769 A1 * 12/2006 Roesler B25H 3/023
206/588
2007/0284272 A1 * 12/2007 Rosdal A45D 6/00
206/349
2008/0098709 A1 * 5/2008 Diamond A45C 11/16
59/80
2012/0067909 A1 * 3/2012 Mattheus A47G 21/18
220/705
2018/0279742 A1 * 10/2018 Chibas A45D 40/24

* cited by examiner

Primary Examiner — Lilyana Bekic
Assistant Examiner — Mary Shannon Malley
(74) *Attorney, Agent, or Firm* — ZANIP

(57) **CLAIM**

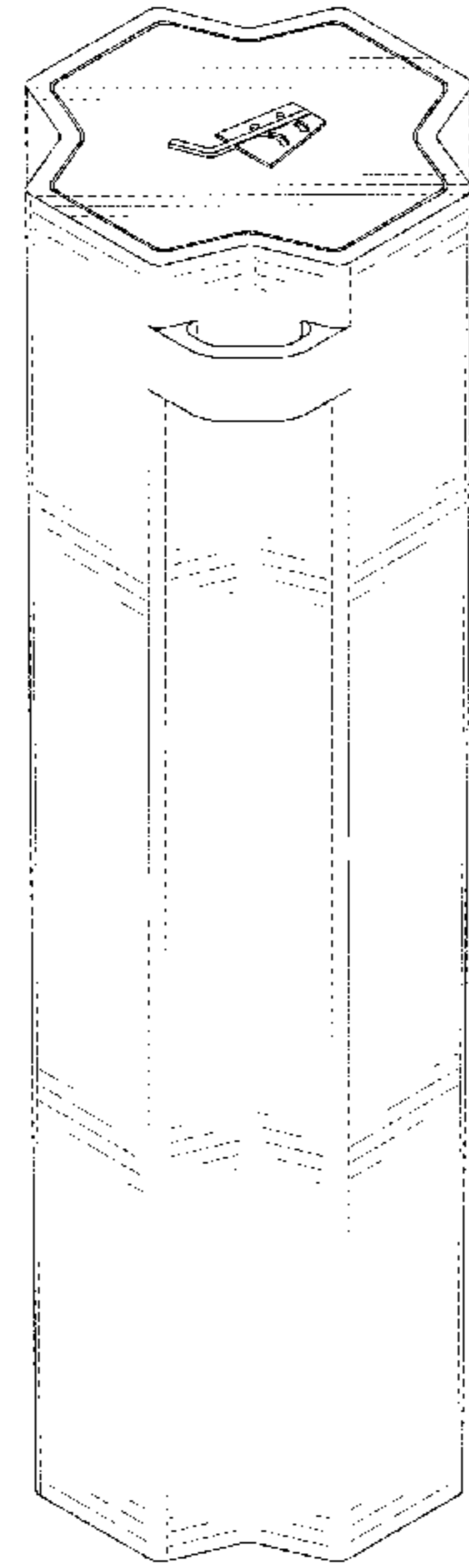
The ornamental design for a case for straw, as shown and described.

DESCRIPTION

FIG. 1 is a front and top perspective view of a case for straw, showing my new design;
FIG. 2 is a rear and bottom perspective view thereof;
FIG. 3 is a front elevational view thereof;
FIG. 4 is a rear elevational view thereof;
FIG. 5 is a left side elevational view thereof;
FIG. 6 is a right side elevational view thereof;
FIG. 7 is a top plan view thereof;
FIG. 8 is a bottom plan view thereof; and,
FIG. 9 is a perspective view thereof showing the case for straw in an open position.
The dot-dash broken lines define the bounds of the claimed design and form no part thereof.

1 Claim, 9 Drawing Sheets

(56) **References Cited**
U.S. PATENT DOCUMENTS
D163,495 S * 5/1951 Valliant D28/73
D398,150 S * 9/1998 Vonarburg D28/85
D531,043 S * 10/2006 Houtart D9/560
D672,545 S * 12/2012 Tamura D3/203.2
D757,433 S * 5/2016 Palsson D3/274



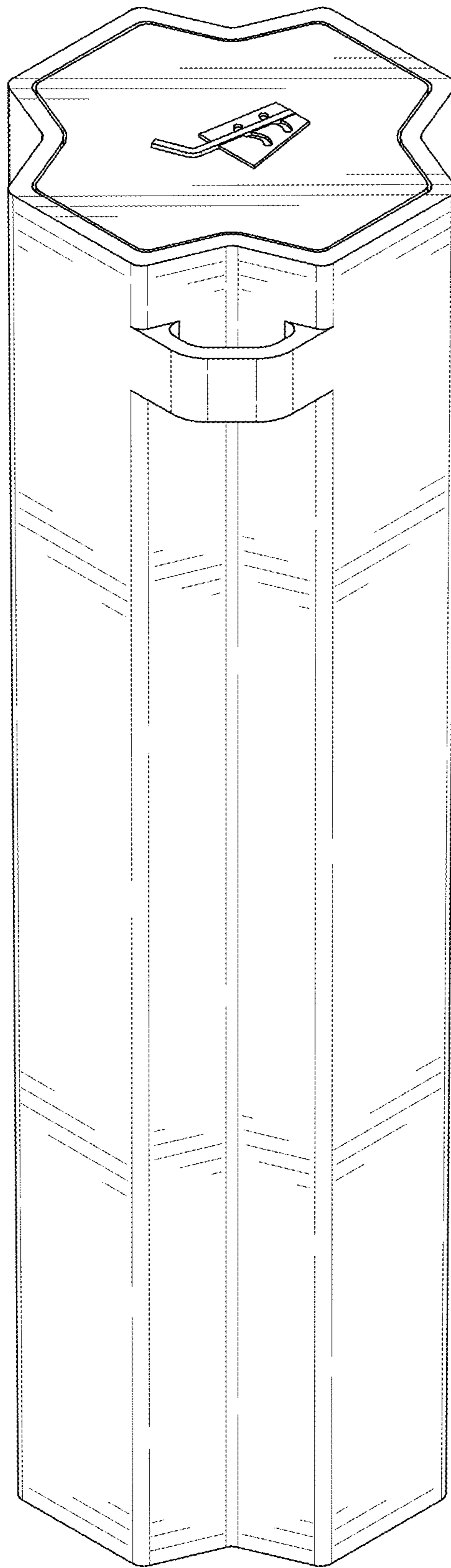


FIG. 1

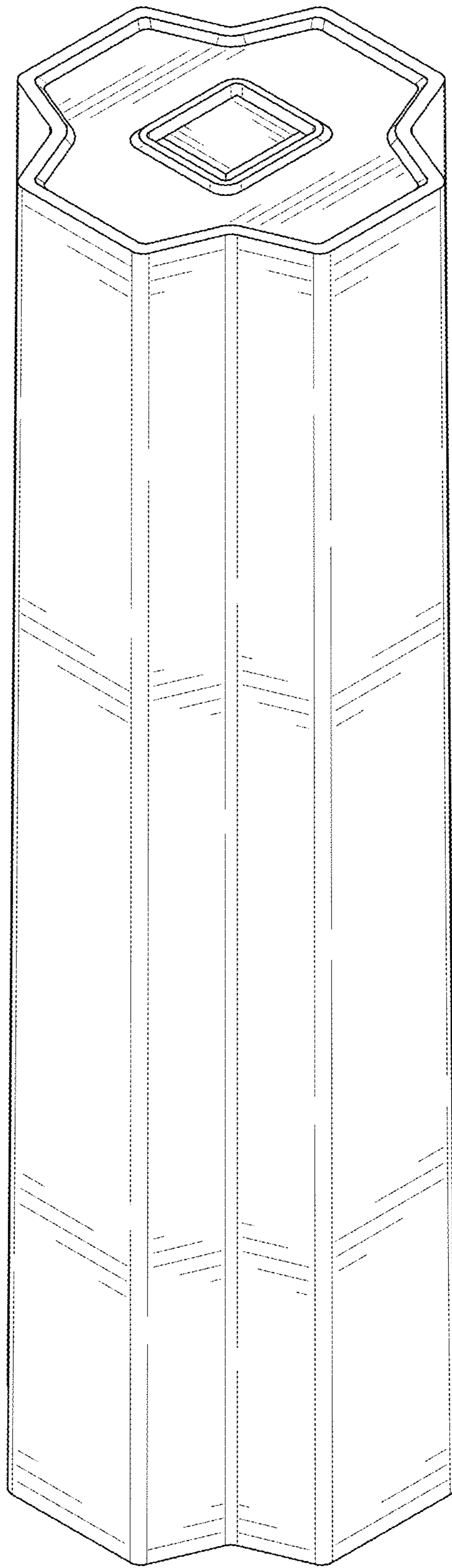


FIG. 2




FIG. 3




FIG. 4




FIG. 5




FIG. 6

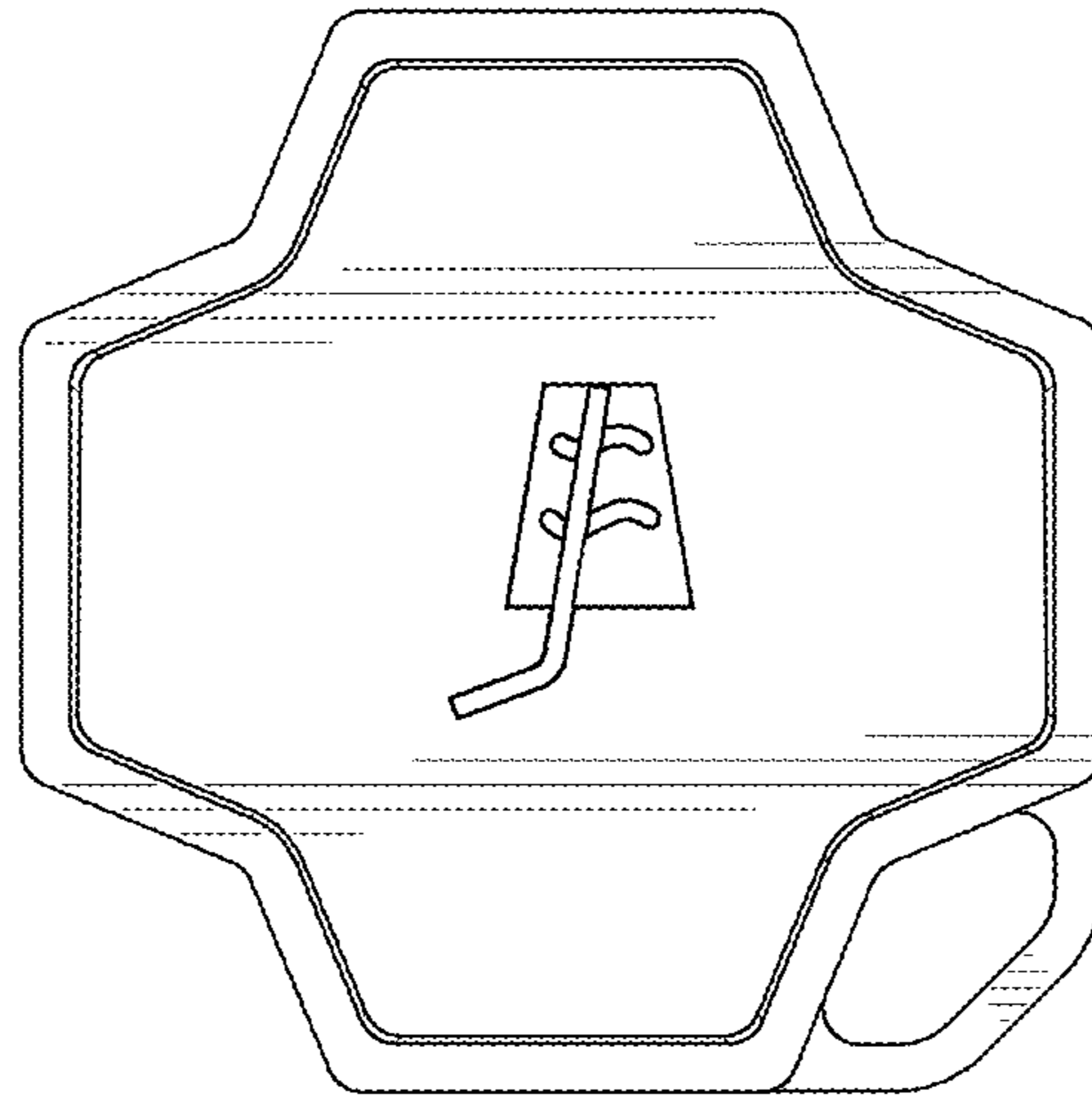


FIG. 7

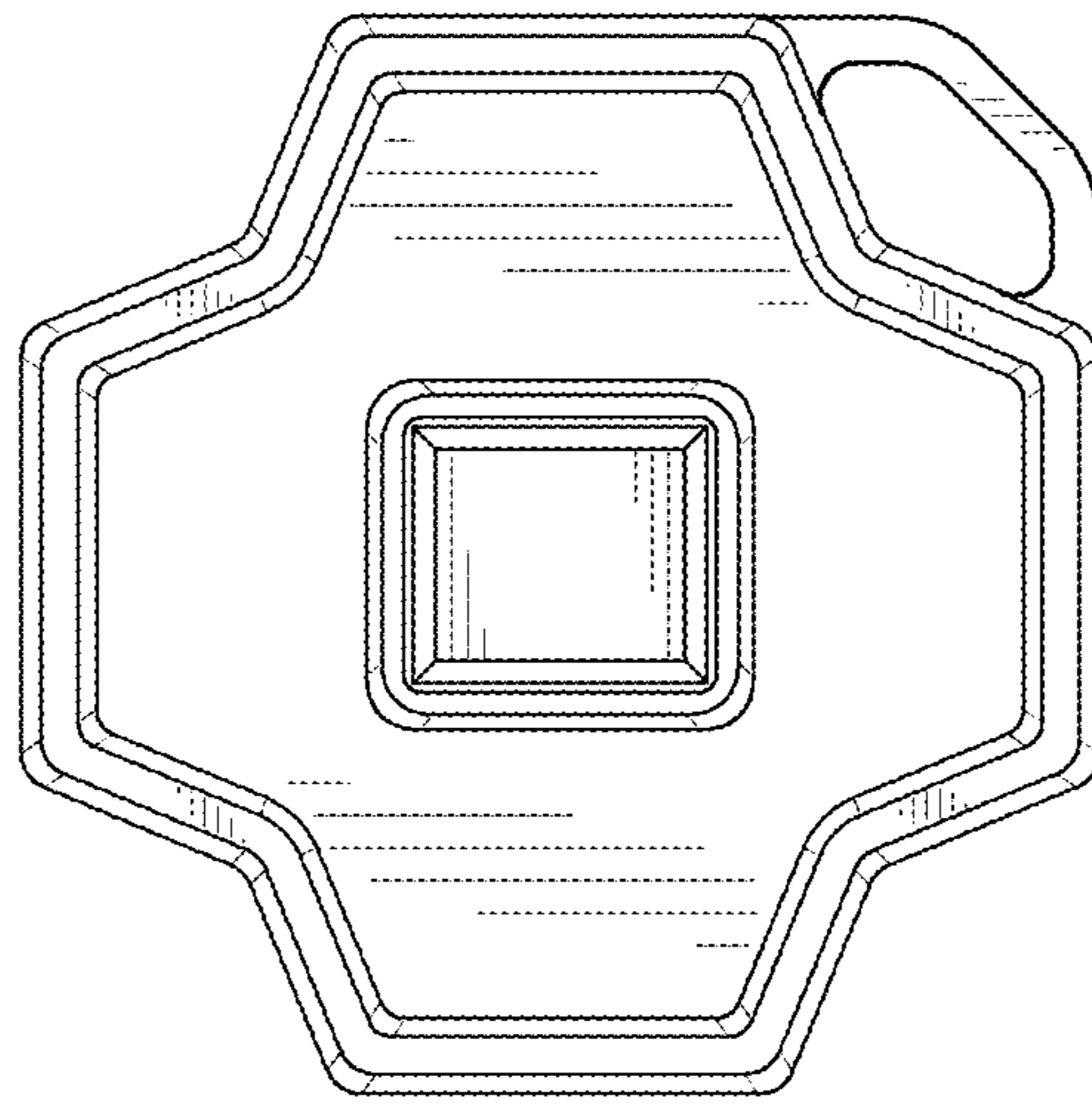


FIG. 8

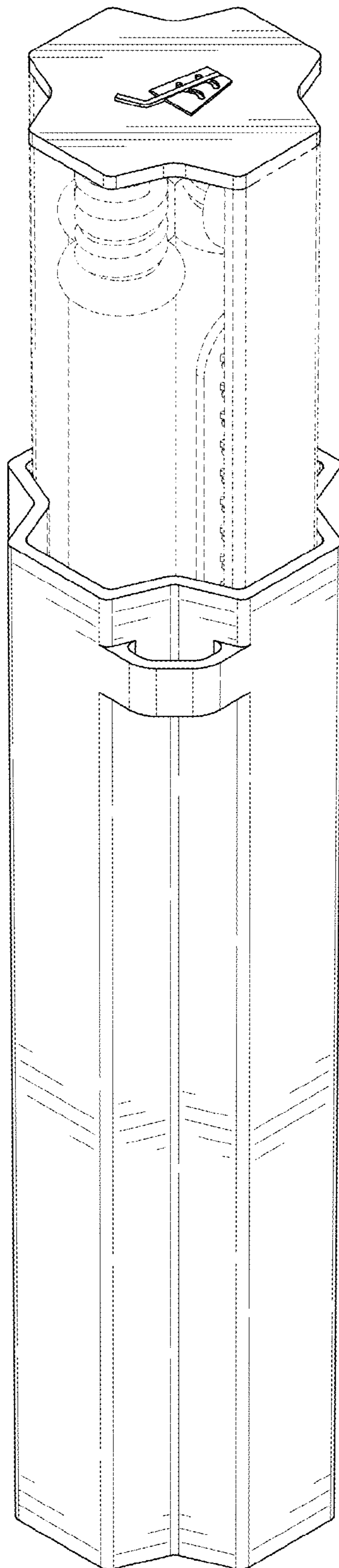


FIG. 9