

US00D895279S

(12) **United States Design Patent** (10) **Patent No.:** **US D895,279 S**
Burgess (45) **Date of Patent:** **** Sep. 8, 2020**

(54) **GOLF BAG SIDE POCKET** 5,860,521 A * 1/1999 Wu A63B 55/57
 206/315.7
 (71) Applicant: **Acushnet Company**, Fairhaven, MA D405,259 S * 2/1999 Sundara D3/255
 (US) D412,060 S 7/1999 Reimers
 5,988,379 A * 11/1999 Yearous A45C 5/06
 206/315.3
 (72) Inventor: **Ian Burgess**, Tiverton, RI (US) D419,295 S 1/2000 Reimers
 D422,137 S * 4/2000 Reimers D3/255
 (73) Assignee: **Acushnet Company**, Fairhaven, MA D429,416 S * 8/2000 Heidenreich D3/255
 (US) 6,296,116 B1 * 10/2001 Schmidt A63B 53/14
 206/315.7
 (**) Term: **15 Years** D453,875 S * 2/2002 Schmitt, Jr. D3/255
 D458,025 S 6/2002 Tuerschmann et al.

(Continued)

(21) Appl. No.: **29/669,118**

(22) Filed: **Nov. 6, 2018**

(51) **LOC (12) Cl.** **03-01**

(52) **U.S. Cl.**
USPC **D3/255**

(58) **Field of Classification Search**
USPC D3/201, 221, 254, 255, 308–320, 328,
D3/328.1
CPC ... A63B 55/00–55/57; A63B 2055/402; A63B
2055/403; A63B 60/00; A63B 60/46
See application file for complete search history.

(56) **References Cited**

U.S. PATENT DOCUMENTS

2,861,614 A * 11/1958 Kish, Jr. A63B 55/00
224/613
4,249,586 A * 2/1981 Setani A63B 55/406
206/315.4
D320,887 S * 10/1991 Jones D3/255
5,123,531 A * 6/1992 Beretta A63B 55/00
206/315.3
D331,660 S * 12/1992 Souhrada D3/255
5,340,063 A * 8/1994 Hsieh A63B 55/57
248/96
D353,264 S * 12/1994 Danezin D3/255
D382,397 S * 8/1997 Wu D3/255
D387,556 S * 12/1997 Beebe 224/645

Primary Examiner — Mitchell I. Siegel

(74) *Attorney, Agent, or Firm* — Daniel W. Sullivan

(57) **CLAIM**

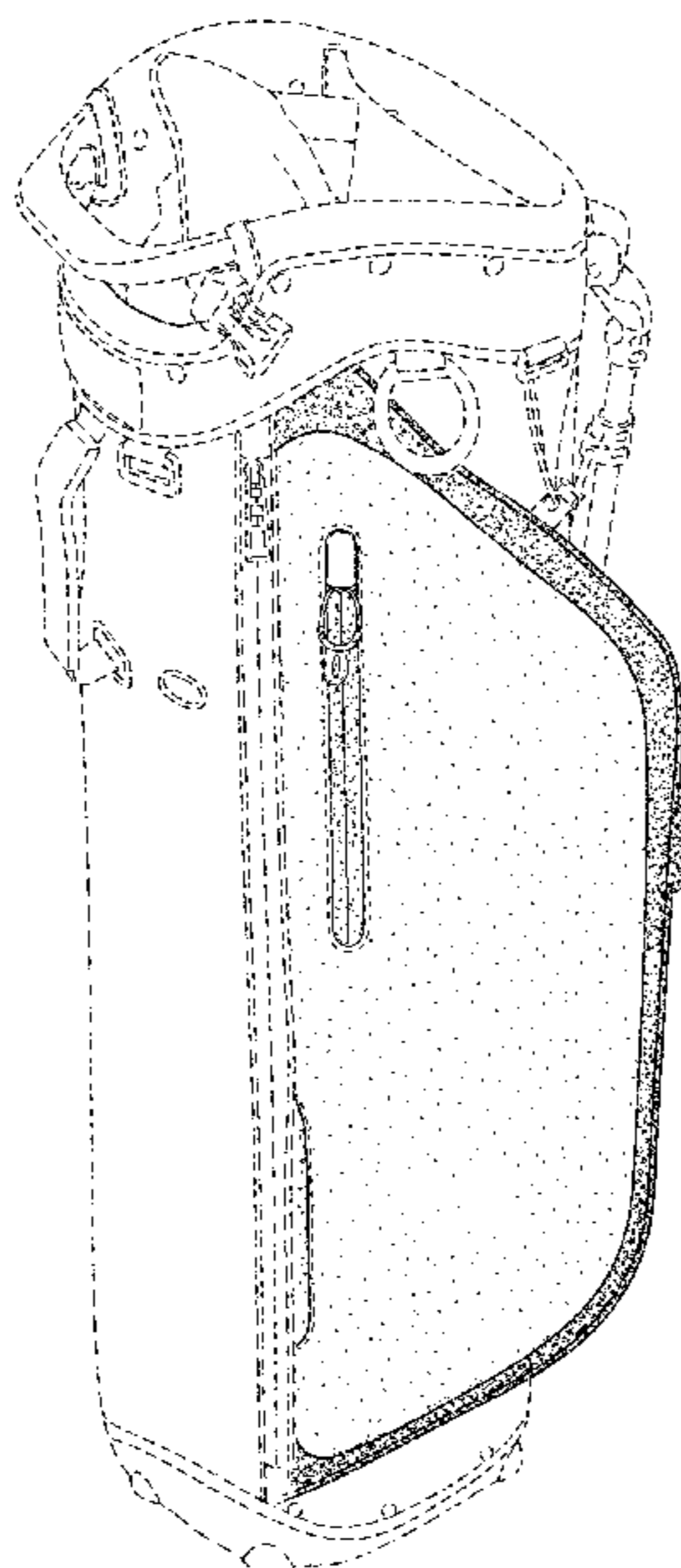
The ornamental design for a golf bag side pocket, as shown and described.

DESCRIPTION

FIG. 1 is a first perspective view of the golf bag side pocket of this invention;
 FIG. 2 is a rear view of the golf bag side pocket of this invention;
 FIG. 3 is a first side view of the golf bag side pocket of this invention;
 FIG. 4 is a front view of the golf bag side pocket of this invention;
 FIG. 5 is a second side view of the golf bag side pocket of this invention;
 FIG. 6 is a bottom plan view of the golf bag side pocket of this invention; and,
 FIG. 7 is a top plan view of the golf bag side pocket of this invention.

The broken lines shown in FIGS. 1-7 are included for the purpose of illustrating unclaimed subject matter and form no part of the claimed design.

1 Claim, 4 Drawing Sheets



(56)

References Cited

U.S. PATENT DOCUMENTS

6,557,702 B1 *	5/2003	Sanderson	A45C 5/02 206/315.4
D468,908 S	6/2003	Meissner	
D488,619 S	4/2004	Klock	
D489,532 S *	5/2004	Reimers	D3/255
D493,033 S	7/2004	Howe, Jr.	
D501,992 S	2/2005	Renahan et al.	
D501,993 S	2/2005	Renahan et al.	
D600,910 S *	9/2009	Saconay-Duhart	D3/255
D646,055 S	10/2011	Dylina et al.	
D666,813 S	9/2012	Brundl	
D801,690 S *	11/2017	Howard	D3/320
D824,167 S *	7/2018	Burgess	D3/255
D863,767 S *	10/2019	Burgess	D3/318

* cited by examiner

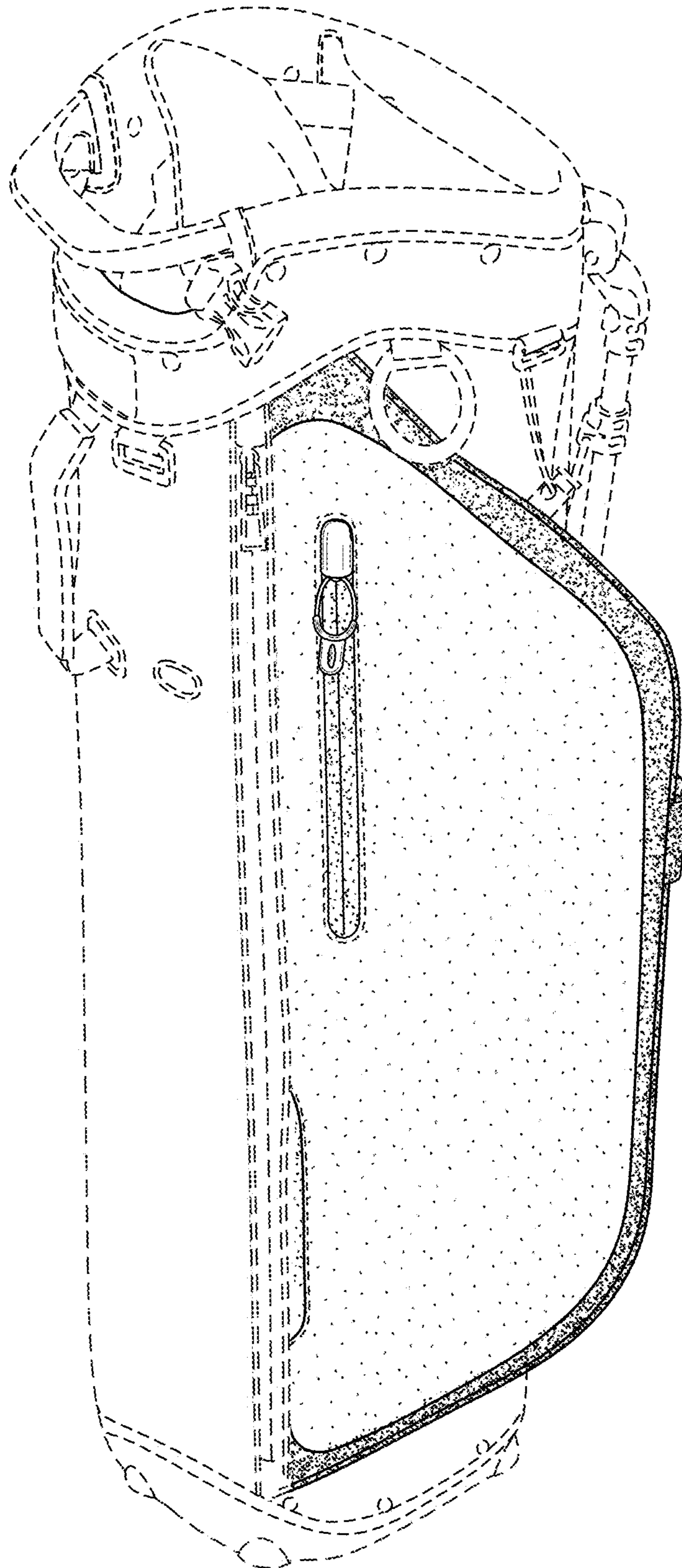


FIG. 1

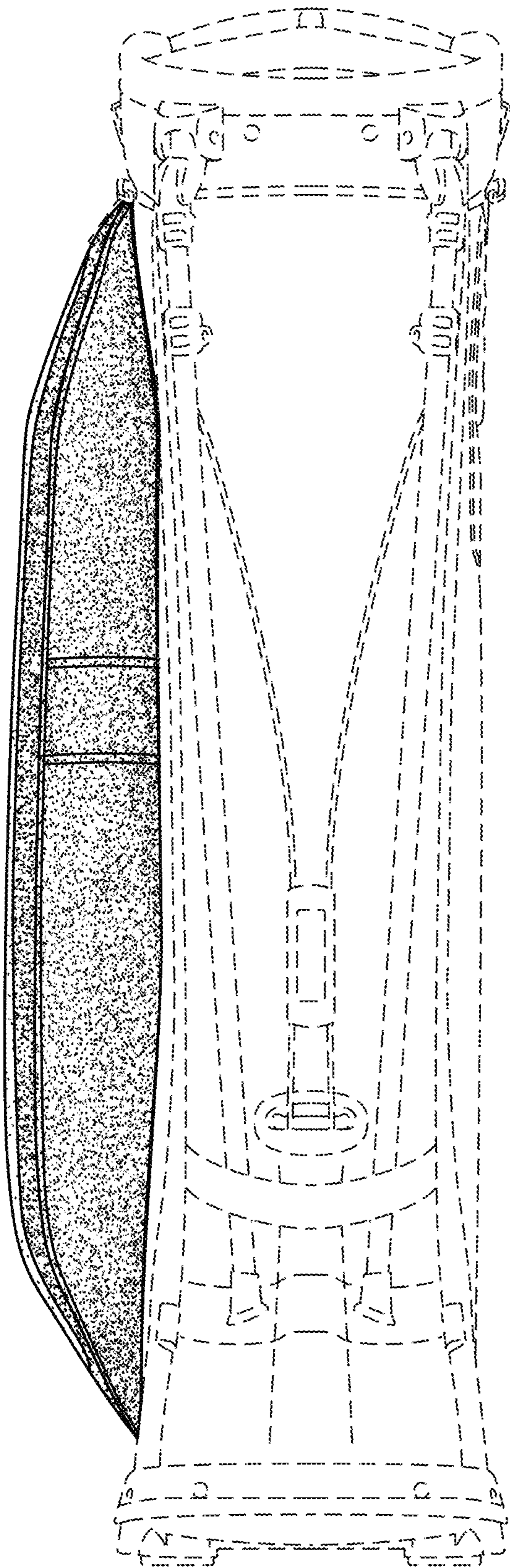


FIG. 2

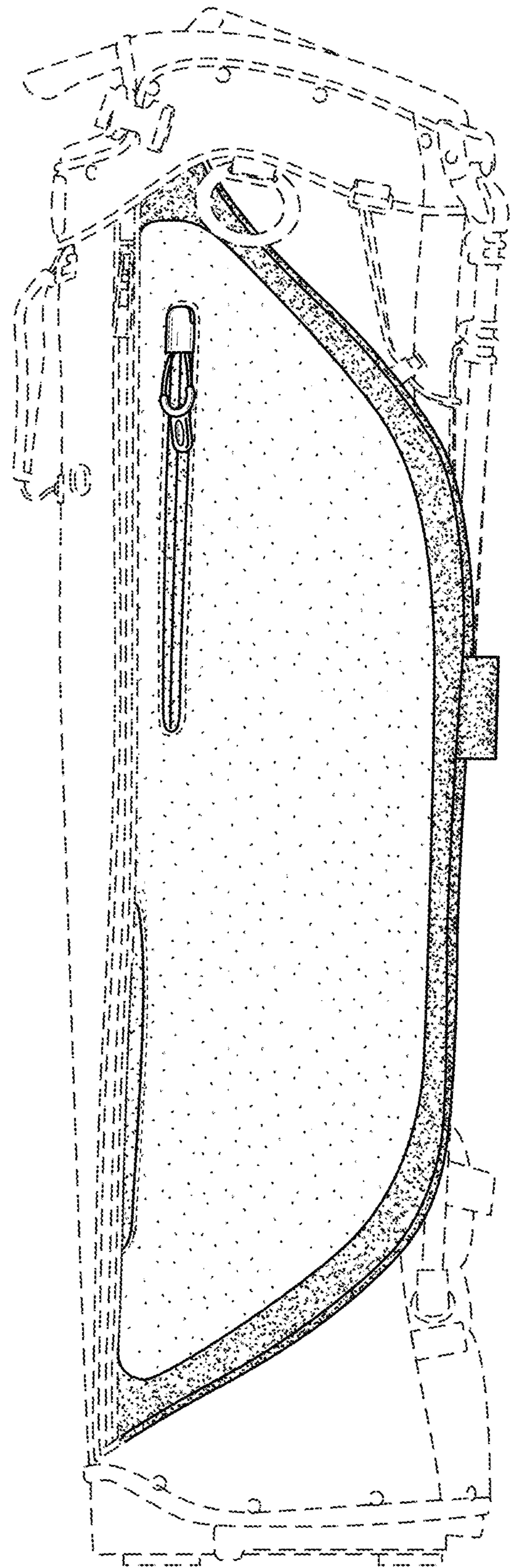


FIG. 3




FIG. 4

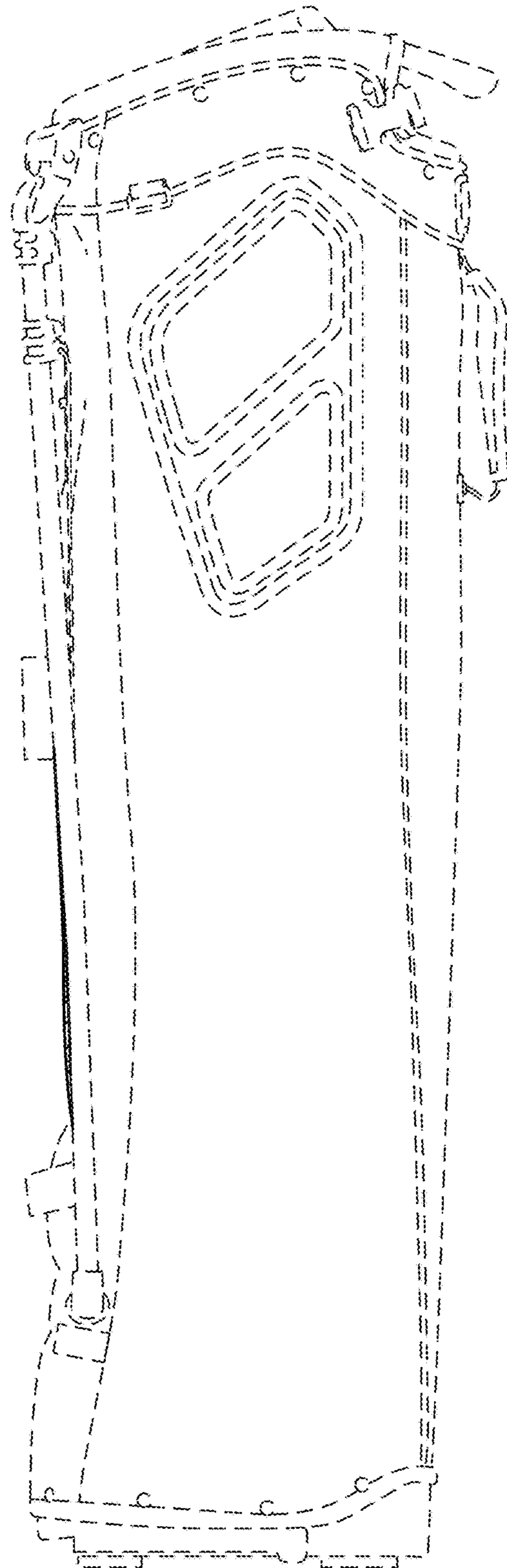


FIG. 5




FIG. 6

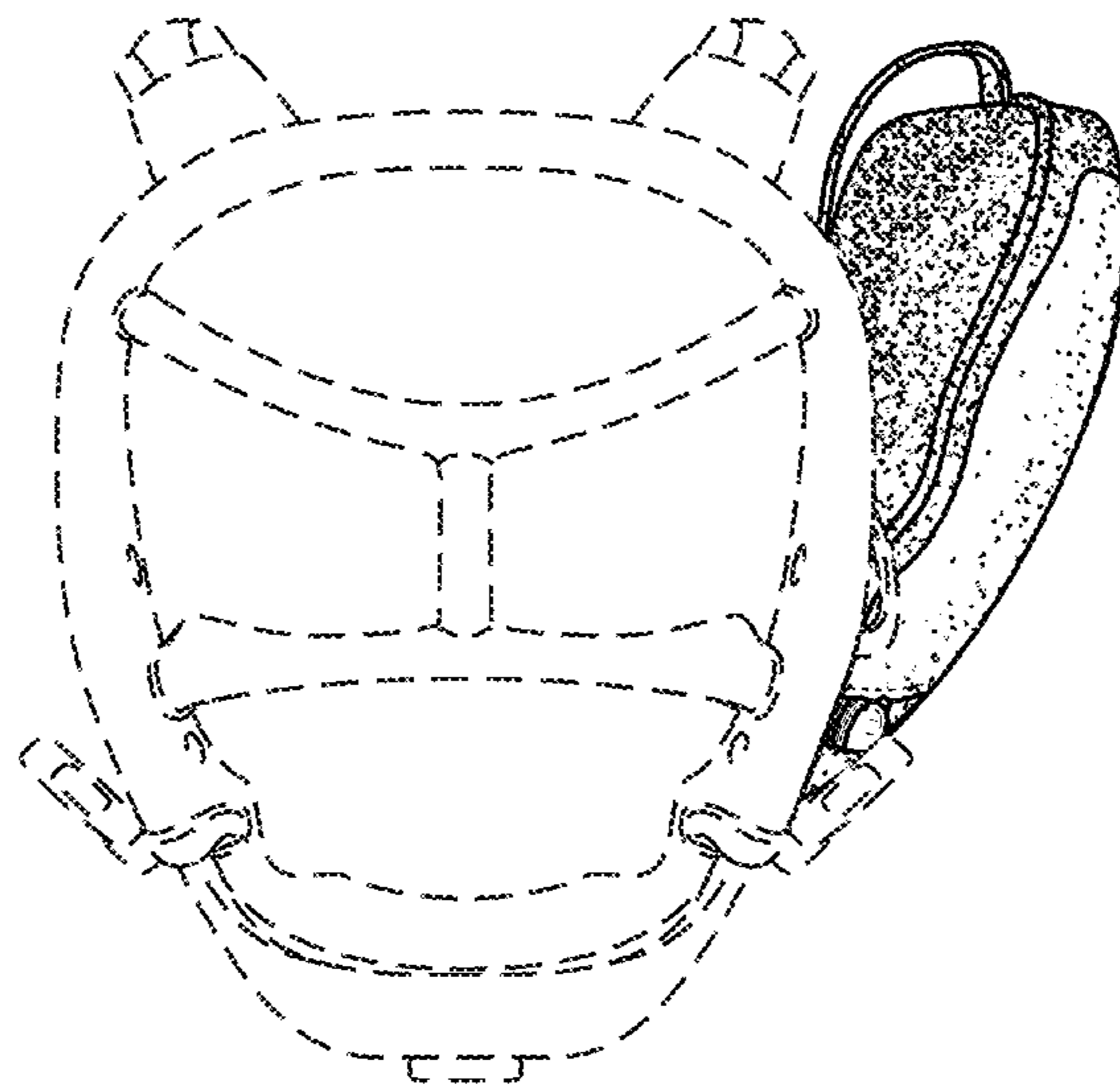


FIG. 7