



US00D895267S

(12) **United States Design Patent** (10) **Patent No.:** **US D895,267 S**  
**Leatham** (45) **Date of Patent:** **\*\* Sep. 8, 2020**

(54) **PICK HOLDER**

- (71) Applicant: **TANNER INNOVATION, LLC**,  
Ogden, UT (US)
- (72) Inventor: **Tanner Leatham**, Ogden, UT (US)
- (73) Assignee: **Tanner Innovation, LLC**, Ogden, UT  
(US)
- (\*\*) Term: **15 Years**
- (21) Appl. No.: **29/692,105**
- (22) Filed: **May 22, 2019**
- (51) **LOC (12) Cl.** ..... **03-01**
- (52) **U.S. Cl.**  
USPC ..... **D3/204; D17/20**
- (58) **Field of Classification Search**  
USPC ..... **D3/201, 204, 207, 220, 269, 328;**  
**D6/682; D17/20**  
See application file for complete search history.

OTHER PUBLICATIONS

Leather Keychain: Guitar Pick Keychain, [https://www.googleadservices.com/pagead/aclk?sa=L&ai=DChcSEwj-g\\_7U5IniAhU59MHHZ5mCIAYABABGgJ5bQ&ohost=www.google.com&cid=CAESEeD2GT3fjwHf71FdI5XIMEfa&sig=AOD64\\_0DPSUJ9yku8KjubdjKilsZiICXYQ&ctype=5&q=&ved=0ahUKEwiMwftU5IniAhUPbq0KHQWOAmUQ9aACCDc&adurl=](https://www.googleadservices.com/pagead/aclk?sa=L&ai=DChcSEwj-g_7U5IniAhU59MHHZ5mCIAYABABGgJ5bQ&ohost=www.google.com&cid=CAESEeD2GT3fjwHf71FdI5XIMEfa&sig=AOD64_0DPSUJ9yku8KjubdjKilsZiICXYQ&ctype=5&q=&ved=0ahUKEwiMwftU5IniAhUPbq0KHQWOAmUQ9aACCDc&adurl=), published at least as early as May 7, 2019.

Dunlop 5005 Pick Holder, [https://www.googleadservices.com/pagead/aclk?sa=L&ai=DChcSEwj-g\\_7U5IniAhU59MHHZ5mCIAYABAGGgJ5bQ&ohost=www.google.com&cid=CAESEeD2GT3fjwHf71FdI5XIMEfa&sig=AOD64\\_3P3IaRyWyq2hMLvASeHKAvoVx5jA&ctype=5&q=&ved=0ahUKEwiMwftU5IniAhUPbq0KHQWOAmUQ9aACCEQ&adurl=](https://www.googleadservices.com/pagead/aclk?sa=L&ai=DChcSEwj-g_7U5IniAhU59MHHZ5mCIAYABAGGgJ5bQ&ohost=www.google.com&cid=CAESEeD2GT3fjwHf71FdI5XIMEfa&sig=AOD64_3P3IaRyWyq2hMLvASeHKAvoVx5jA&ctype=5&q=&ved=0ahUKEwiMwftU5IniAhUPbq0KHQWOAmUQ9aACCEQ&adurl=), published at least as early as May 7, 2019.

\* cited by examiner

*Primary Examiner* — W. A. Teddy Falloway  
(74) *Attorney, Agent, or Firm* — Workman Nydegger

(56) **References Cited**

U.S. PATENT DOCUMENTS

D393,362 S *	4/1998	Byers	.....	D17/20
5,905,217 A *	5/1999	Byers	.....	G10D 3/173
				84/322
D439,602 S *	3/2001	Morris, Jr.	.....	D17/20
D493,712 S *	8/2004	Grant	.....	D9/434
6,815,597 B1 *	11/2004	Bosley	.....	G10D 3/173
				84/322
D512,307 S *	12/2005	Ahrens	.....	D9/434
D530,767 S *	10/2006	Davis	.....	D21/794
7,459,620 B1 *	12/2008	Kester	.....	G10D 3/173
				84/320
D654,532 S *	2/2012	Morales	.....	D17/20
D661,726 S *	6/2012	Goble	.....	D17/20
D727,140 S *	4/2015	Lehanneur	.....	D9/414
D764,344 S *	8/2016	Conable	.....	D11/81
9,472,172 B1 *	10/2016	Nassab	.....	G10D 3/173
D774,266 S *	12/2016	Baldwin	.....	D32/40
9,734,806 B1 *	8/2017	Storck	.....	G10D 3/173
10,210,849 B1 *	2/2019	Britt	.....	G10D 3/173
2015/0122105 A1 *	5/2015	Storey	.....	G10D 3/173
				84/322

(57) **CLAIM**

The ornamental design for a pick holder, as shown and described.

**DESCRIPTION**

FIG. 1 is a top, front, left perspective view of my new design for a pick holder with a pick inserted therein, the pick shown in dotted lines;

FIG. 2 is a top plan view thereof not including the pick inserted therein;

FIG. 3 is a bottom plan view thereof;

FIG. 4 is a front elevation view thereof;

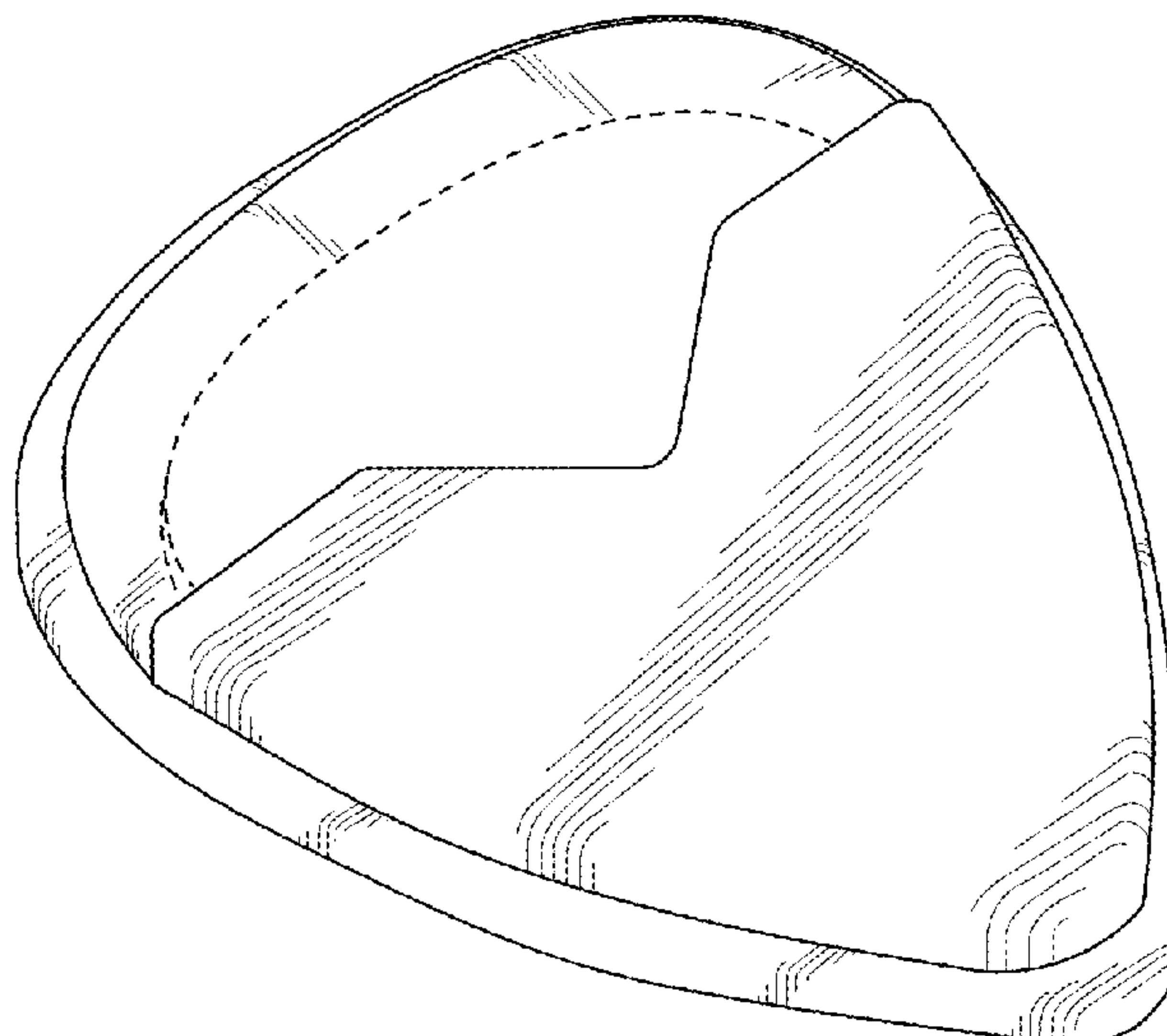
FIG. 5 is a rear elevation view thereof;

FIG. 6 is a left elevation view thereof; and,

FIG. 7 is a right elevation view thereof.

The dotted lines in the drawings illustrate environmental subject matter and form no part of the claimed design.

**1 Claim, 3 Drawing Sheets**



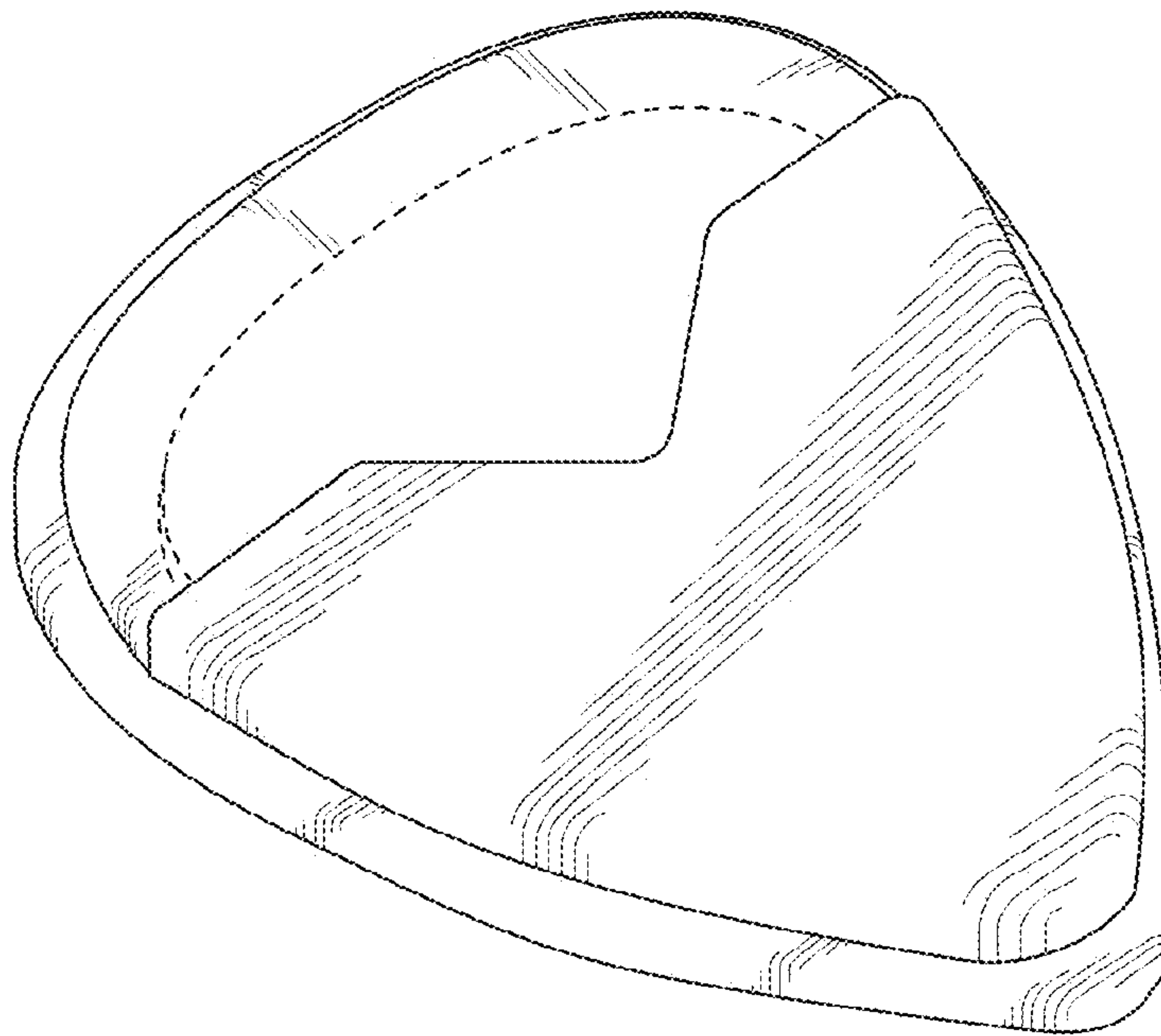


FIG. 1



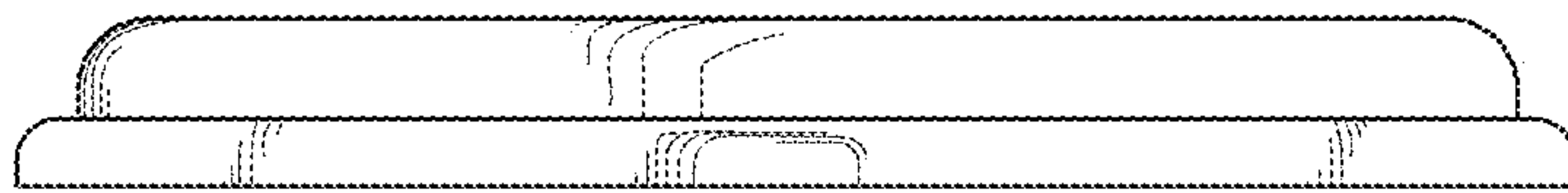


FIG. 2



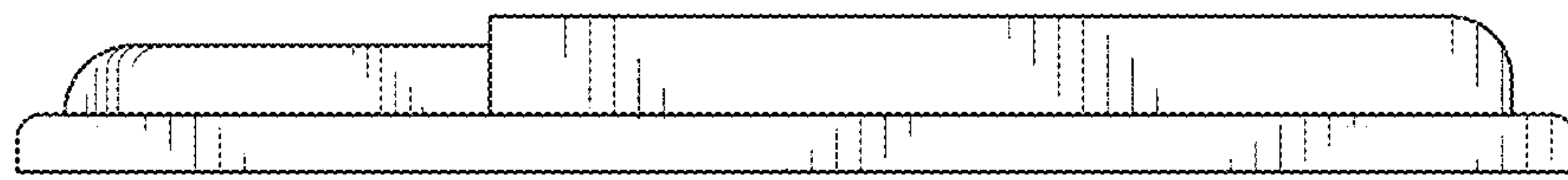
**FIG. 3**



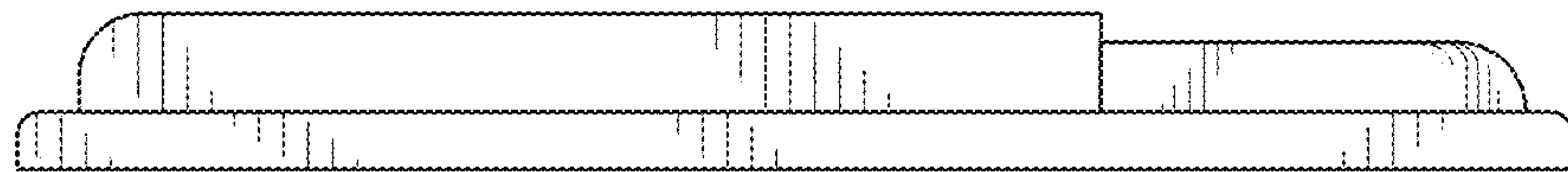
**FIG. 4**



**FIG. 5**



**FIG. 6**



**FIG. 7**