



US00D895264S

(12) **United States Design Patent** (10) **Patent No.:** **US D895,264 S**
Manning et al. (45) **Date of Patent:** **** *Sep. 8, 2020**

- (54) **PAIR OF SOCKS FOR DOUBLE AMPUTEES** 6,361,568 B1 * 3/2002 Hoerner A61F 2/80
623/32
- (71) Applicants: **Emily Manning**, Schwenksville, PA 6,440,172 B1 * 8/2002 Davant, Jr. A61F 2/7812
(US); **Thomas Manning**, 623/36
Schwenksville, PA (US) 6,968,246 B2 * 11/2005 Watson A61F 2/5046
623/23.15
- (72) Inventors: **Emily Manning**, Schwenksville, PA D523,149 S * 6/2006 Bjarnason D2/610
(US); **Thomas Manning**, D670,493 S * 11/2012 Campbell D2/980
Schwenksville, PA (US) (Continued)

(*) Notice: This patent is subject to a terminal disclaimer.

(**) Term: **15 Years**

- (21) Appl. No.: **29/566,422**
- (22) Filed: **May 30, 2016**
- (51) **LOC (12) Cl.** **02-04**
- (52) **U.S. Cl.**
USPC **D2/980**
- (58) **Field of Classification Search**
USPC D2/980-994; D24/192, 190, 155
CPC . D04B 1/26; D04B 1/265; D04B 1/02; D04B
1/108; D04B 1/12; D04B 1/18; D04B
9/56; D04B 15/48; D04B 15/50; D04B
21/18; D04B 9/52; A61F 13/08; A61F
13/064; A61F 13/066; A61F 13/067;
A41B 11/003; A41B 11/02; A41B 11/00
See application file for complete search history.

- (56) **References Cited**
U.S. PATENT DOCUMENTS
1,889,716 A * 11/1932 Walker A41B 11/10
2/61
3,732,578 A * 5/1973 Pollack A61F 2/7812
623/36
3,991,424 A * 11/1976 Prahl A61F 2/7812
602/61
D364,925 S * 12/1995 Pye D24/155
D398,058 S * 9/1998 Collier D24/155
5,888,216 A * 3/1999 Haberman A61F 2/7812
623/36

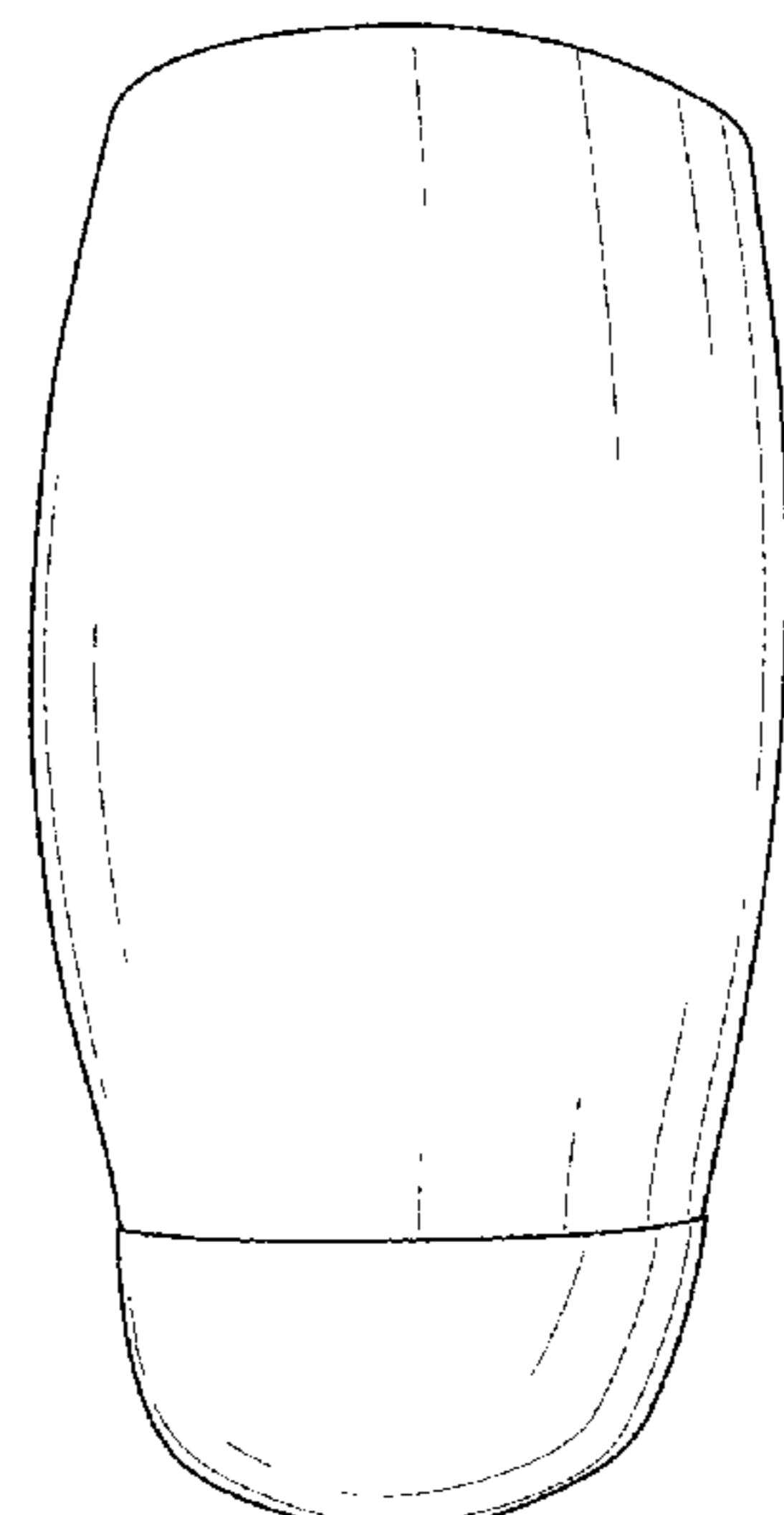
OTHER PUBLICATIONS
Heller Stump Sock, reviewed Mar. 7, 2014 online, viewed by the examiner Mar. 4, 2020, available at URL: http://www.hellersocks.com/index.php?main_page=product_reviews&products_id=291.*

Primary Examiner — Jennifer L Watkins
(74) *Attorney, Agent, or Firm* — Furr Law Firm; Jeffrey Furr, Esq.

(57) **CLAIM**
The ornamental design for a pair of socks for double amputees, as shown and described.

DESCRIPTION
FIG. 1 is a front view of a padded sock for pair of socks for double amputees of our new design, the other padded sock being a mirror image thereof;
FIG. 2 is a back view thereof;
FIG. 3 is a left side view thereof;
FIG. 4 is a right side view thereof;
FIG. 5 is a top view thereof;
FIG. 6 is a bottom view thereof;
FIG. 7 is a front perspective view of a pair of socks for double amputees in a position of use; and,
FIG. 8 is another in use view thereof.
The broken lines shown in FIG. 5 depict portions of the article that form no part of the claim. The broken lines showing a human form in FIGS. 7 and 8 are for the purpose of depicting environment and form no part of the claim.

1 Claim, 5 Drawing Sheets



(56)

References Cited

U.S. PATENT DOCUMENTS

8,795,386 B2 * 8/2014 Pianykh A61F 2/5046
623/36
D745,160 S * 12/2015 Wanner D24/155
9,216,099 B2 * 12/2015 Laghi A61F 2/7812
9,265,629 B2 * 2/2016 Kelley A61F 2/7812
D778,452 S * 2/2017 Cespedes D24/155
10,271,968 B2 * 4/2019 Bache A61F 2/7812
10,322,016 B2 * 6/2019 Birgisdottir A61F 2/7812
2007/0043450 A1 * 2/2007 Pickering A61F 2/78
623/36
2007/0162153 A1 * 7/2007 Barnes A61F 2/5046
623/36
2008/0188949 A1 * 8/2008 MacKenzie A61F 2/5046
623/36
2008/0221705 A1 * 9/2008 Scussel A61F 2/80
623/32
2008/0221706 A1 * 9/2008 Scussel A61F 2/7812
623/32
2012/0041568 A1 * 2/2012 MacKenzie A61F 2/7812
623/36
2013/0331952 A1 * 12/2013 Halldorsson A61F 2/7812
623/36
2013/0338793 A1 * 12/2013 Bernaquer, Jr. A61F 2/7812
623/36
2015/0289998 A1 * 10/2015 Chabloz A61F 2/7812
264/129

* cited by examiner

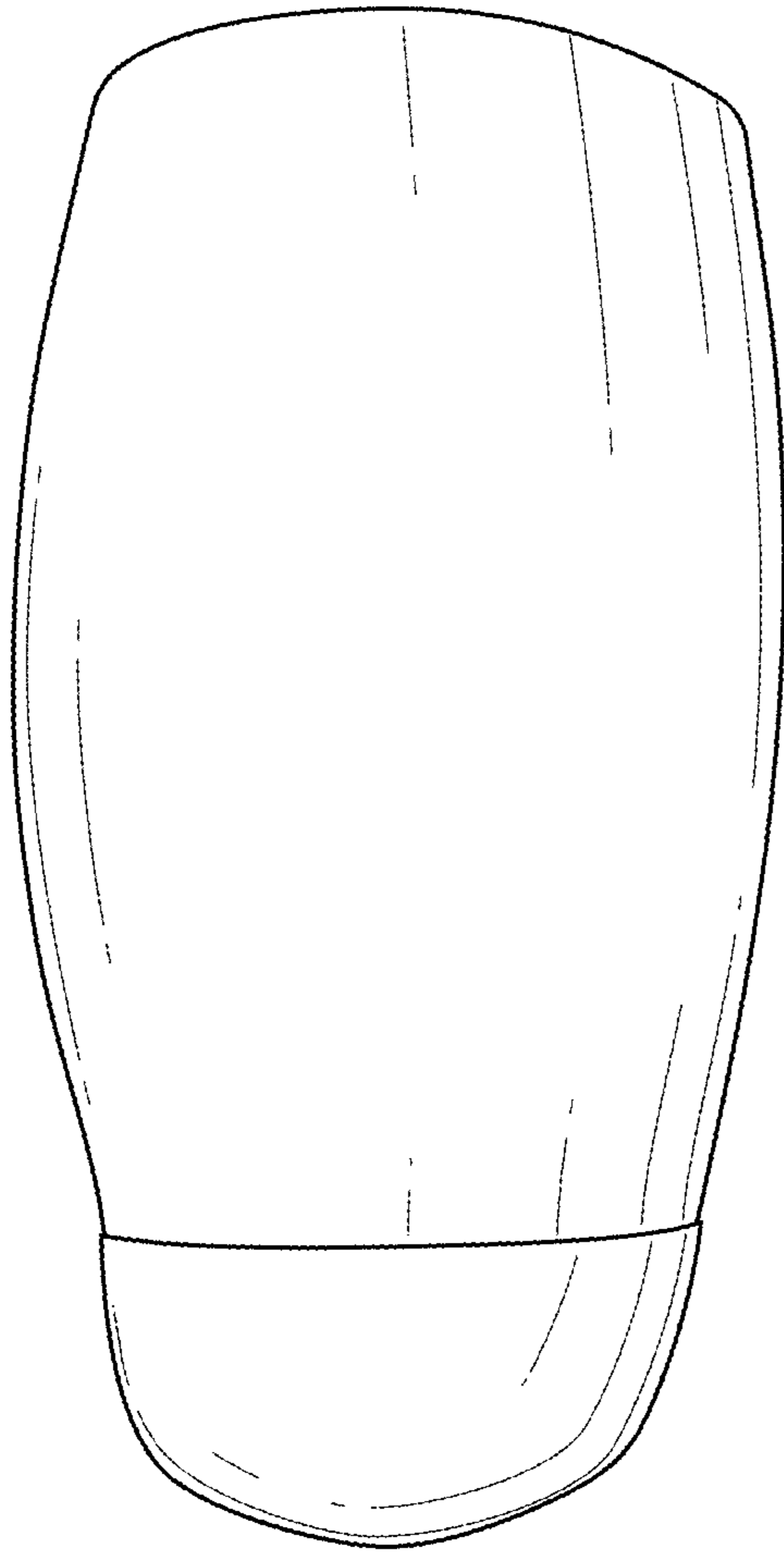


FIG. 1

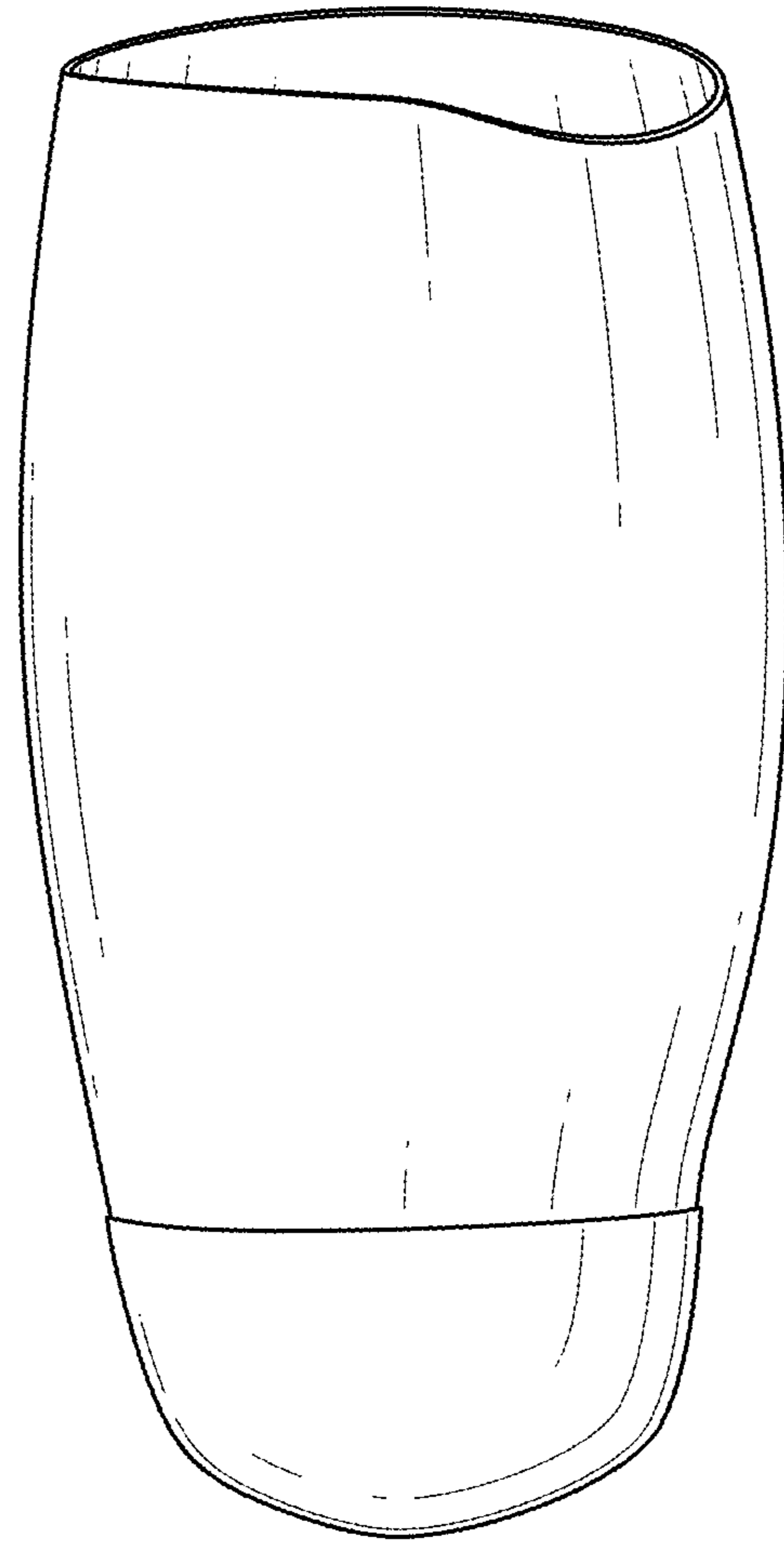


FIG. 2

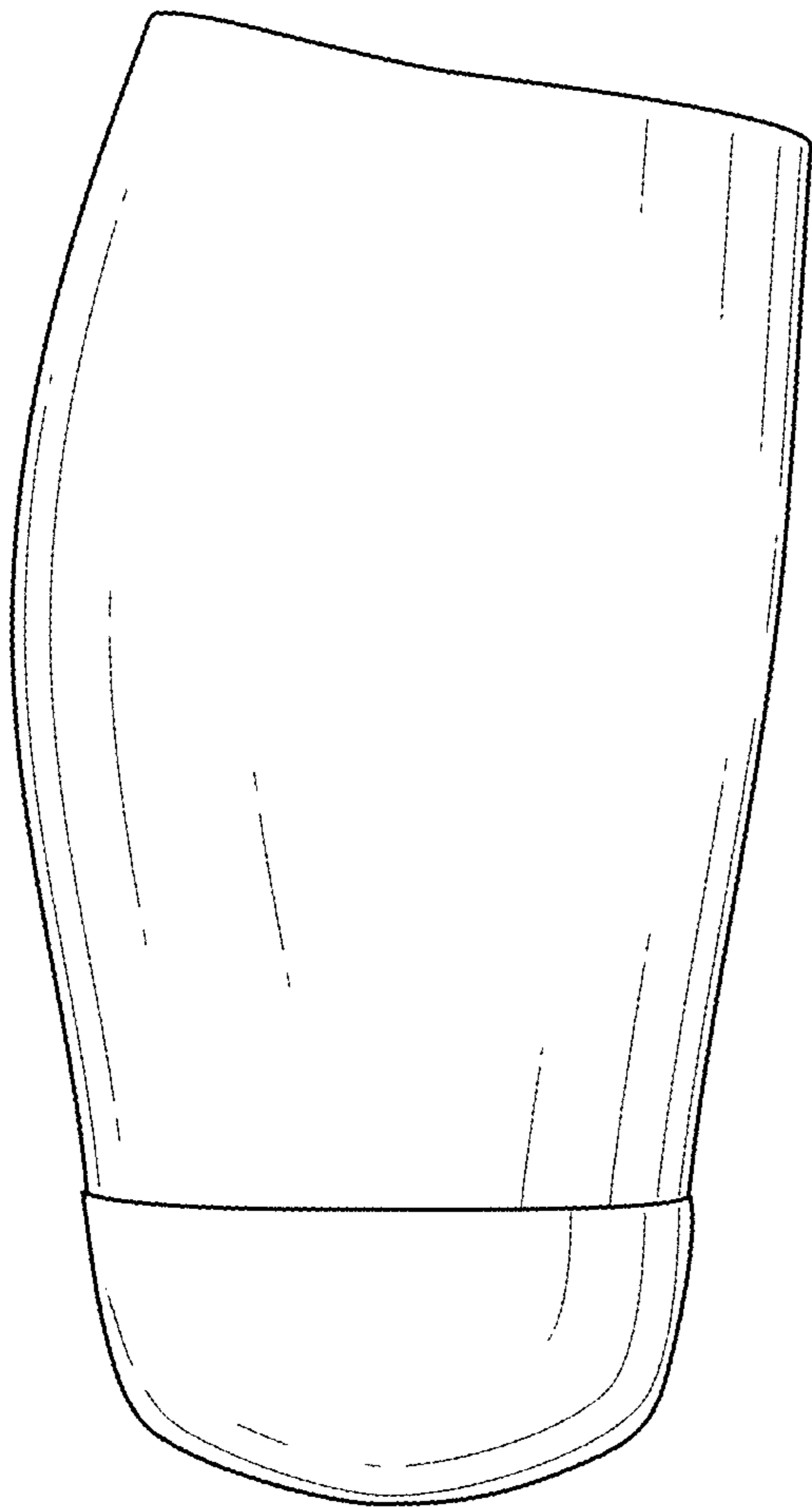


FIG. 3



FIG. 4

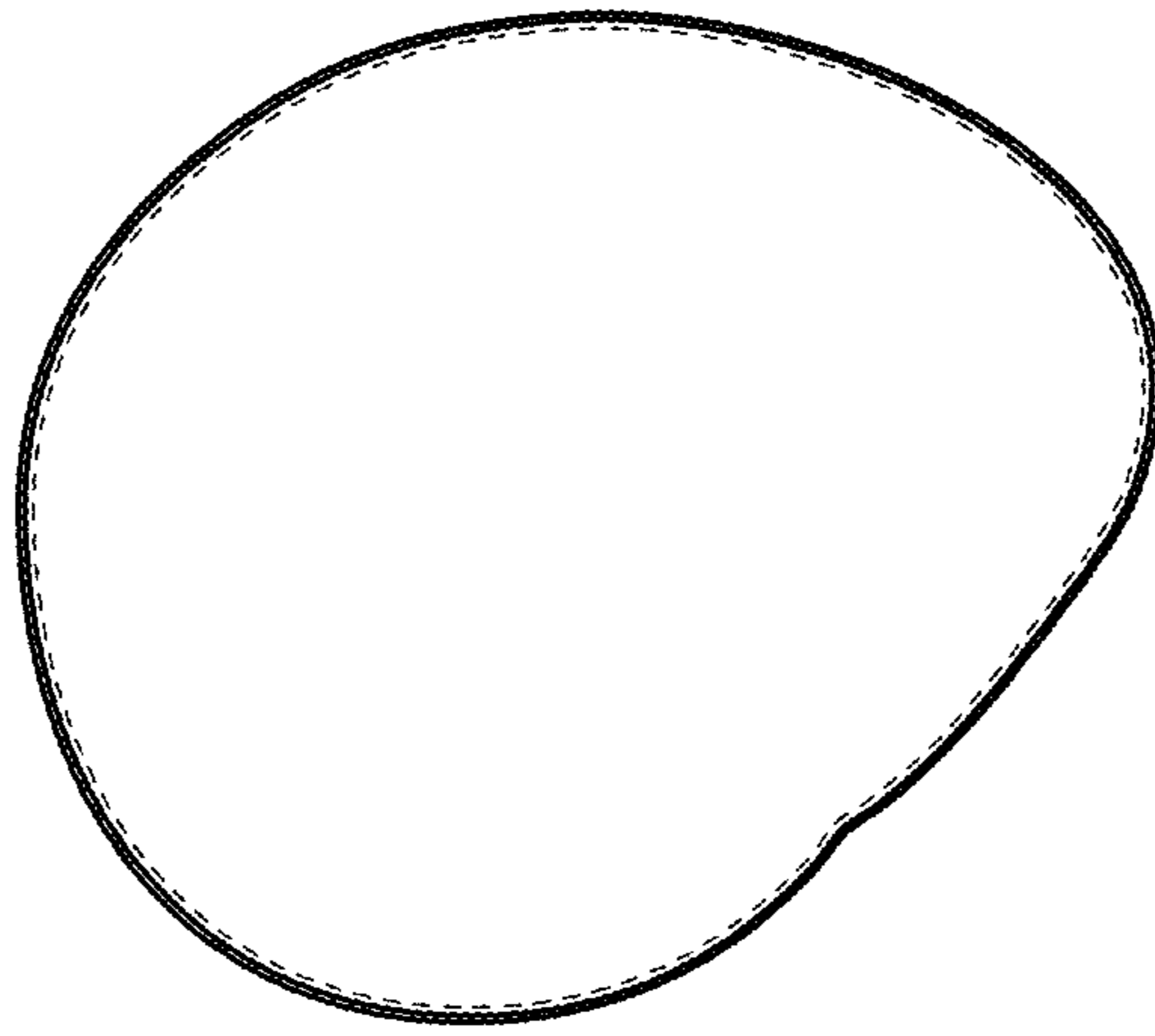


FIG. 5

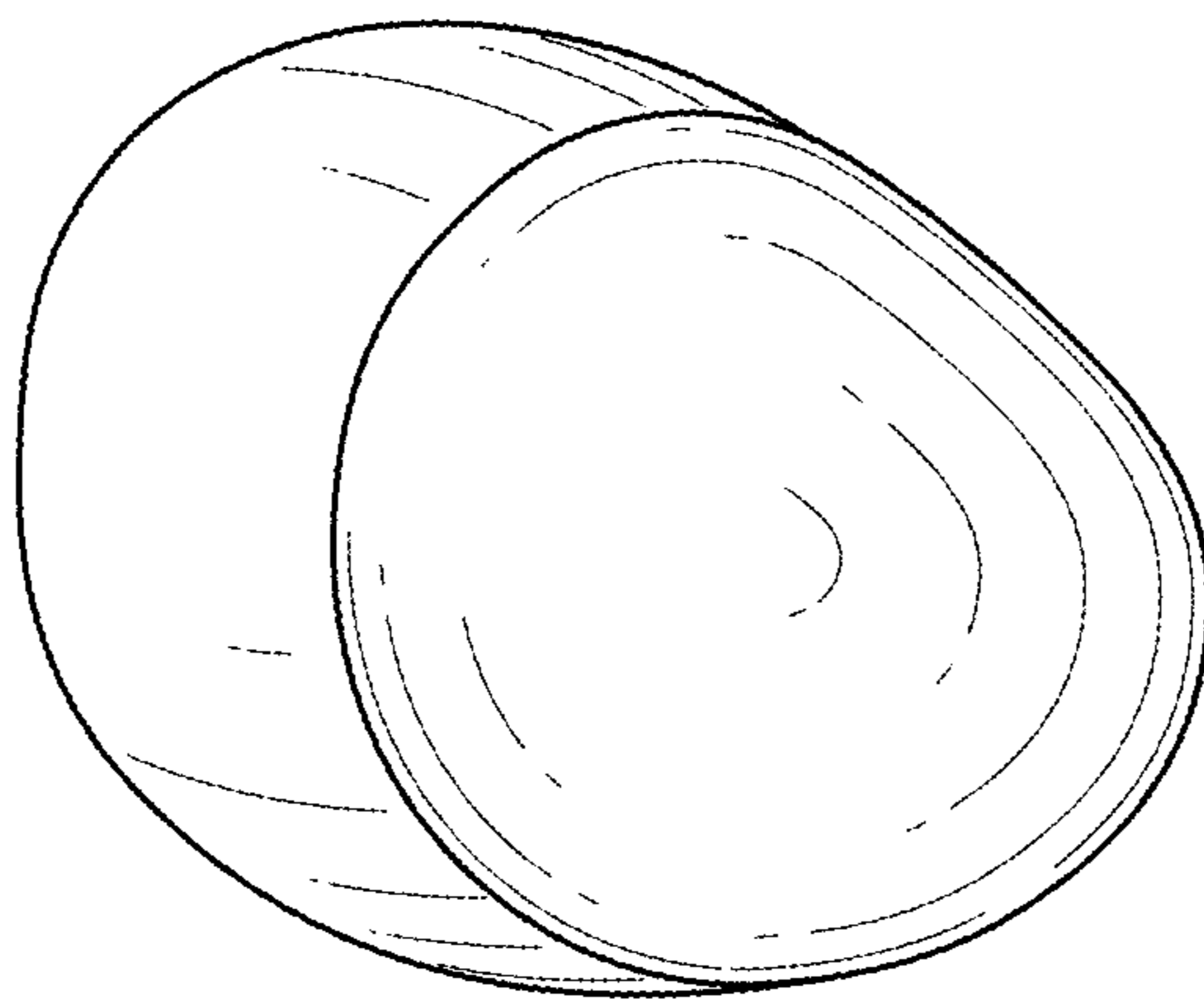


FIG. 6

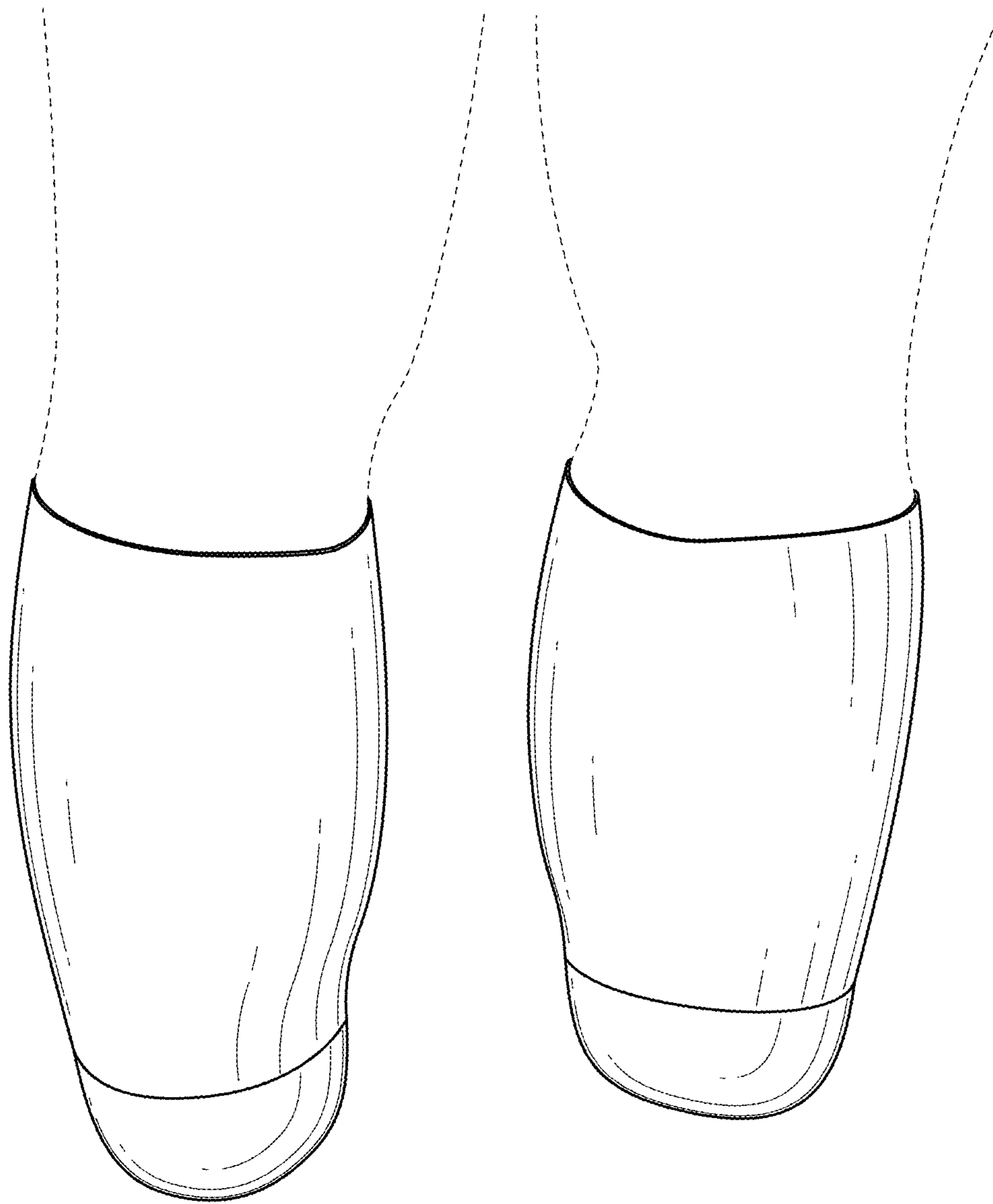


FIG. 7

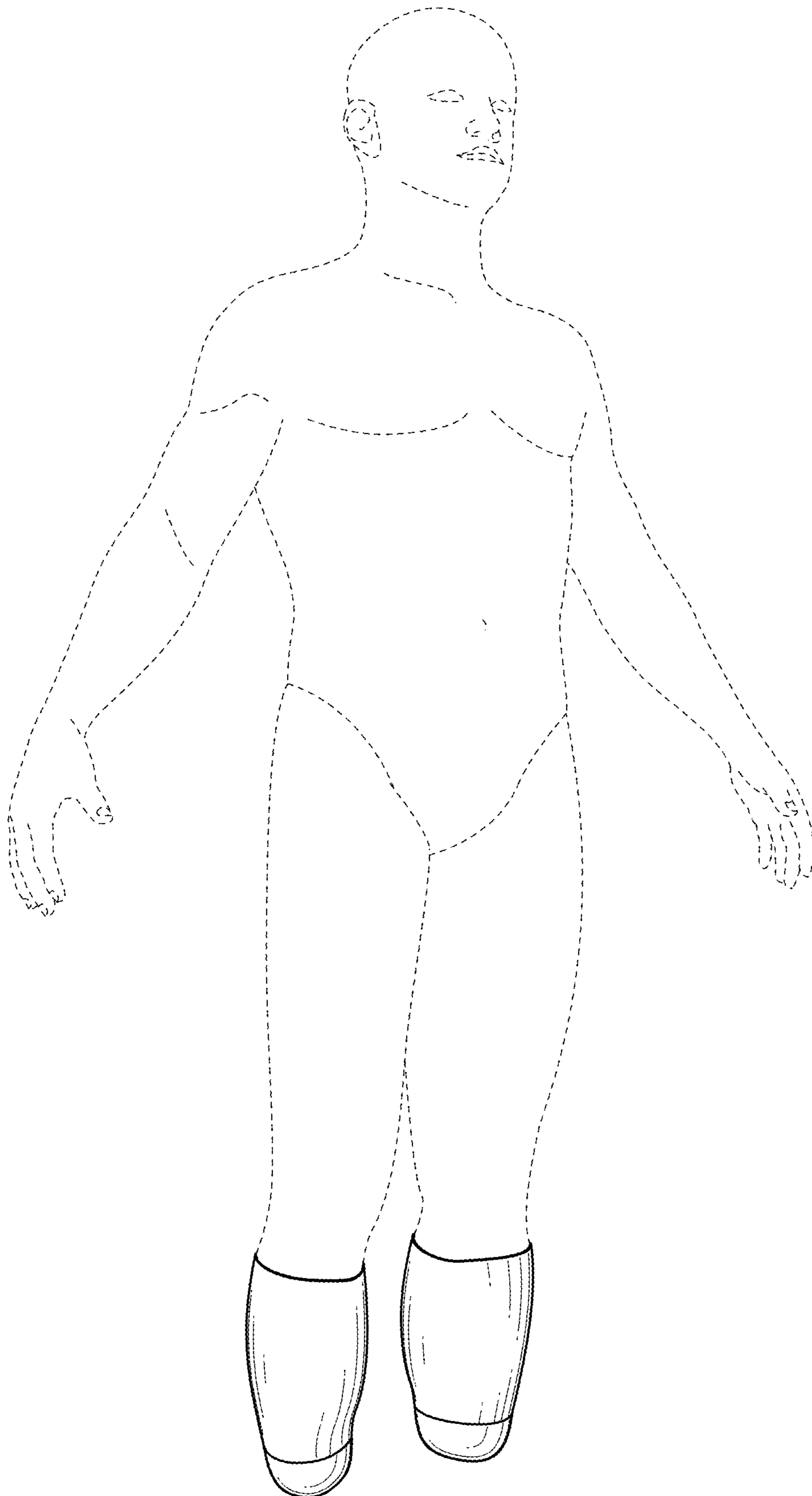


FIG. 8