



US00D895263S

(12) **United States Design Patent** (10) **Patent No.:** **US D895,263 S**
Kawawaki (45) **Date of Patent:** **** Sep. 8, 2020**

(54) **SHOELACE**

(71) Applicant: **THE GLOBAL GAMES INC.**, Chiba (JP)

(72) Inventor: **Hideo Kawawaki**, Kashiwa (JP)

(73) Assignee: **THE GLOBAL GAMES INC.**, Chiba (JP)

(**) Term: **15 Years**

(21) Appl. No.: **35/506,257**

(22) Filed: **Jun. 28, 2018**

(80) **Hague Agreement Data**

Int. Filing Date: **Jun. 28, 2018**

Int. Reg. No.: **DM/103004**

Int. Reg. Date: **Jun. 28, 2018**

Int. Reg. Pub. Date: **Dec. 28, 2018**

(30) **Foreign Application Priority Data**

Jan. 11, 2018 (JP) 2018-000262

Feb. 15, 2018 (JP) 2018-003046

Feb. 15, 2018 (JP) 2018-003047

(51) **LOC (12) Cl.** **02-99**

(52) **U.S. Cl.**
USPC **D2/978**

(58) **Field of Classification Search**
USPC D2/978

(Continued)

(56) **References Cited**

U.S. PATENT DOCUMENTS

772,338 A * 10/1904 Chandler A43C 9/04
24/715.4

1,172,328 A * 2/1916 Wardwell D07B 5/005
87/9

(Continued)

OTHER PUBLICATIONS

Japan Patent Office, Japanese Office Action for Japances Design Patent Application No. 2018-00262, dated Jun. 1, 2018.

(Continued)

Primary Examiner — Jennifer L Watkins

(57) **CLAIM**

The ornamental design for a shoelace, as shown and described.

DESCRIPTION

2.-3. Shoelaces
2.1 is a front side elevational view of a first embodiment of a shoelace showing my new design;
2.2 is a back side elevational view thereof;
2.3 is a right side elevational view thereof;
2.4 is a top plan view thereof;
2.5 is an enlarged sectional view taken from the left side of the shoelace shown in **2.1**;
2.6 is an enlarged sectional view taken from the right side of the shoelace shown in **2.1**;
2.7 is an enlarged view of FIG. **2.3**;
3.1 is a front side elevational view of a second embodiment of a shoelace showing my new design;
3.2 is a back side elevational view thereof;
3.3 is a right side elevational view thereof;
3.4 is a top plan view thereof;
3.5 is an enlarged sectional view taken from the right side of the shoelace shown in **3.1**; and
3.6 is an enlarged view of FIG. **3.3**.

The articles to the subject designs (hereinafter referred to as the articles) of the present application for designs registration are shoelaces mainly for sneakers; each article illustrated in the drawings have a length of about 120 cm and a width of about 0.8 cm; the grayed part does not represent any particular color, material or texture but show contrast; the left side view is omitted as it appears the same as the right side view; the bottom view is omitted as it appears the same as the top plan view.

1 Claim, 8 Drawing Sheets

US D895,263 S

Page 2

(58) **Field of Classification Search**

CPC A43C 9/00; A43C 7/00; A43C 1/02; A43C
1/00; A43C 9/02; A43C 9/04; A43C
11/008; A43C 1/003; A43C 7/005

See application file for complete search history.

(56) **References Cited**

U.S. PATENT DOCUMENTS

1,691,451 A * 11/1928 Uellendahl A43C 9/04
24/715.4
2,180,653 A * 11/1939 Yancey A63H 33/00
434/260
D130,512 S * 11/1941 Anderson D2/978
2,313,874 A * 3/1943 Hume A43C 1/00
434/260
2,869,205 A * 1/1959 Kacowski A43C 1/02
24/715.3
D237,069 S * 10/1975 Sammers D19/62
4,764,119 A * 8/1988 Miraglia G09B 19/003
24/712

5,023,982 A * 6/1991 Mehan A43C 9/00
24/715.3
5,240,418 A * 8/1993 Silverman G09B 19/0076
36/112
D346,895 S * 5/1994 Martin D2/978
5,611,692 A * 3/1997 Gehrdes G09B 19/0076
434/260
5,778,499 A * 7/1998 Lehrman A43B 1/0081
24/712
D406,692 S * 3/1999 Shin D2/978
D479,393 S * 9/2003 Weitzman D19/59
D550,430 S * 9/2007 Martin, Jr. D11/3
7,309,235 B2 * 12/2007 Wilk A43B 1/0027
434/260
D611,596 S * 3/2010 Kousai D24/130
2016/0302529 A1 * 10/2016 Cogliandro A43C 7/005

OTHER PUBLICATIONS

Kei Takegawa (Text) and Tatsuya Ozawa (Photo). Seasoned Shoes,
Website (<https://www.imn.jp/post/108057194902>), Feb. 14, 2016,
Third pate, Isetan Men's Net.

* cited by examiner

Fig. 2.1

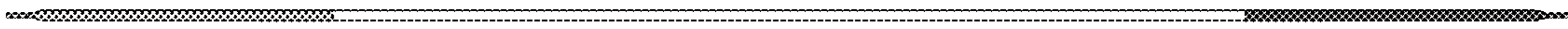


Fig. 2.2

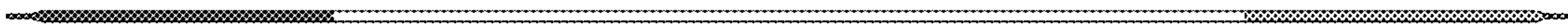


Fig. 2.3

Fig. 2.4

Fig. 2.5




Fig. 2.6



Fig. 2.7




Fig. 3.1




Fig. 3.2




Fig. 3.3

Fig. 3.4

Fig. 3.5



Fig. 3.6

