



US00D895252S

(12) **United States Design Patent** (10) **Patent No.:** **US D895,252 S**
Barker (45) **Date of Patent:** **** Sep. 8, 2020**

(54) **BOOT**

(71) Applicant: **LaCrosse Footwear, Inc.**, Portland, OR (US)

(72) Inventor: **Aaron Barker**, Portland, OR (US)

(73) Assignee: **LaCrosse Footwear, Inc.**, Portland, OR (US)

(**) Term: **15 Years**

(21) Appl. No.: **29/707,745**

(22) Filed: **Sep. 30, 2019**

Related U.S. Application Data

(60) Continuation of application No. 29/672,464, filed on Dec. 5, 2018, now Pat. No. Des. 862,848, which is a continuation of application No. 29/612,941, filed on Aug. 4, 2017, now Pat. No. Des. 838,456, which is a continuation of application No. 29/576,992, filed on Sep. 8, 2016, now Pat. No. Des. 795,554, which is a division of application No. 29/546,773, filed on Nov. 25, 2015, now Pat. No. Des. 782,166, which is a continuation of application No. 29/485,890, filed on Mar. 24, 2014, now Pat. No. Des. 747,078, which is a continuation of application No. 29/467,064, filed on Sep. 13, 2013, now Pat. No. Des. 701,374.

(51) **LOC (12) Cl.** **02-04**

(52) **U.S. Cl.**
USPC **D2/970; D2/911**

(58) **Field of Classification Search**
USPC D2/896-900, 909-915, 946, 969-974
CPC .. A43B 3/02; A43B 5/145; A43B 7/06; A43B 3/08; A43B 23/00; A43B 23/02

See application file for complete search history.

(56) **References Cited**

U.S. PATENT DOCUMENTS

4,563,825	A *	1/1986	Tesser	A43B 5/0427
				36/118.9
4,587,749	A *	5/1986	Berlese	A43B 7/08
				36/131
4,693,021	A *	9/1987	Mazzarolo	A43B 7/08
				36/131
D495,471	S *	9/2004	Mazzarolo	D2/909
D515,788	S *	2/2006	Mazzarolo	A43B 7/08
				D2/909
D520,219	S *	5/2006	Mazzarolo	A43B 5/0427
				D2/909
D624,295	S *	9/2010	McCarron	A43B 7/125
				D2/910
D670,071	S *	11/2012	Meyer	D2/911
9,021,723	B2 *	5/2015	Meyer	A43B 7/125
				36/10

* cited by examiner

Primary Examiner — Rashida C. Walshon

(74) *Attorney, Agent, or Firm* — Perkins Coie LLP

(57) **CLAIM**

The ornamental design for a boot, as shown and described.

DESCRIPTION

FIG. 1 is an isometric view of a boot showing the new design.

FIG. 2 is a front elevational view thereof.

FIG. 3 is a rear elevational view thereof.

FIG. 4 is a right-side elevational view thereof.

FIG. 5 is a left-side elevational view thereof.

FIG. 6 is a top plan view thereof; and,

FIG. 7 is a bottom plan view thereof.

The broken lines in the drawings represent portions of the boot that form no part of the claim.

1 Claim, 7 Drawing Sheets



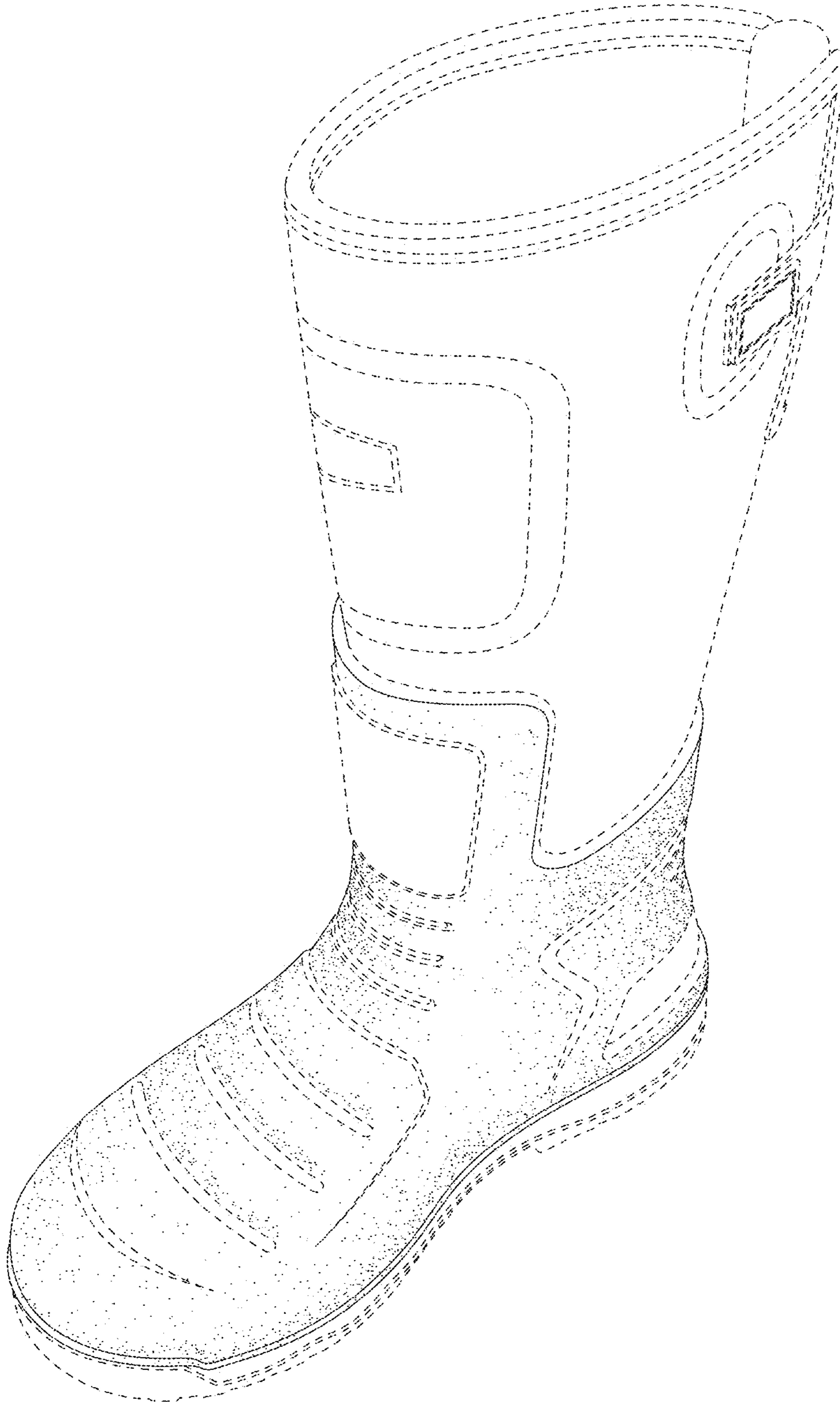


Fig. 1

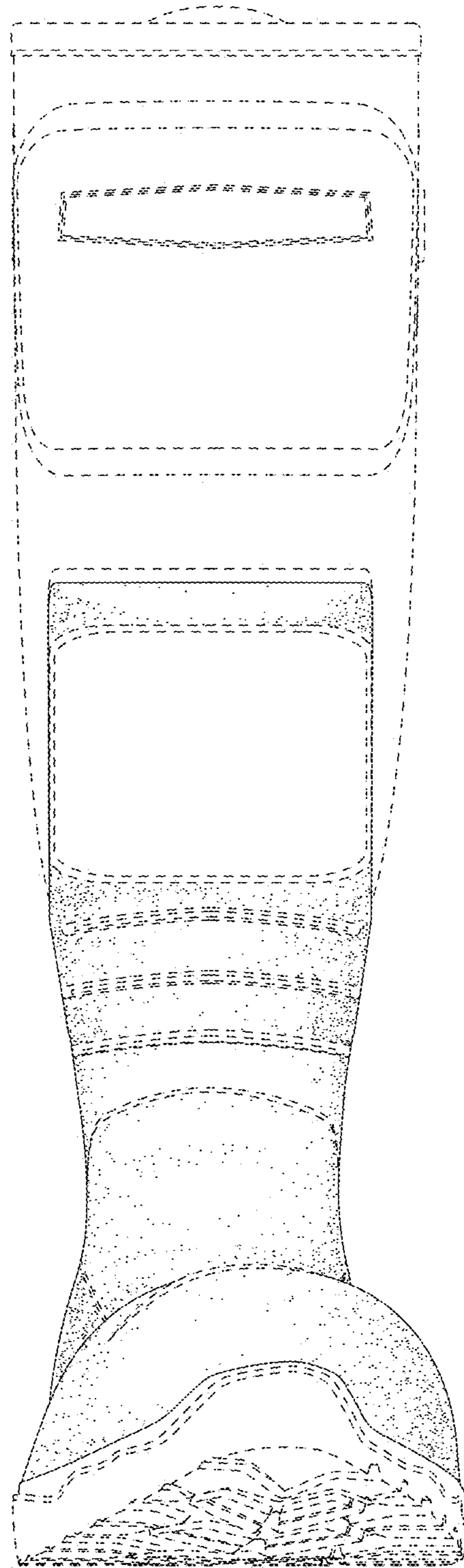


Fig. 2

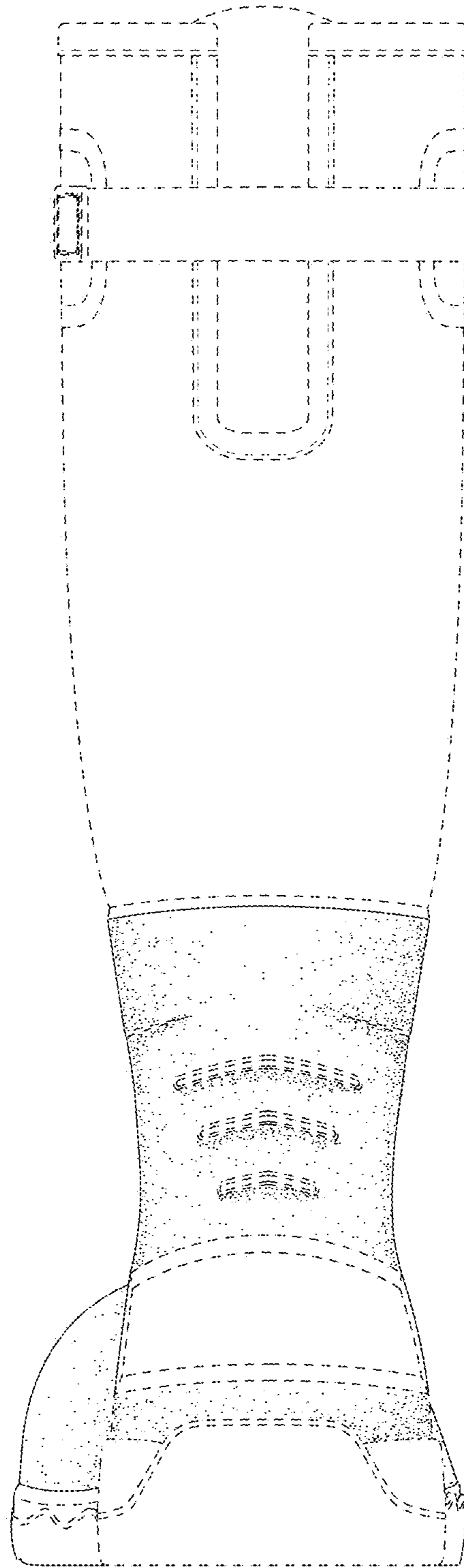


Fig. 3

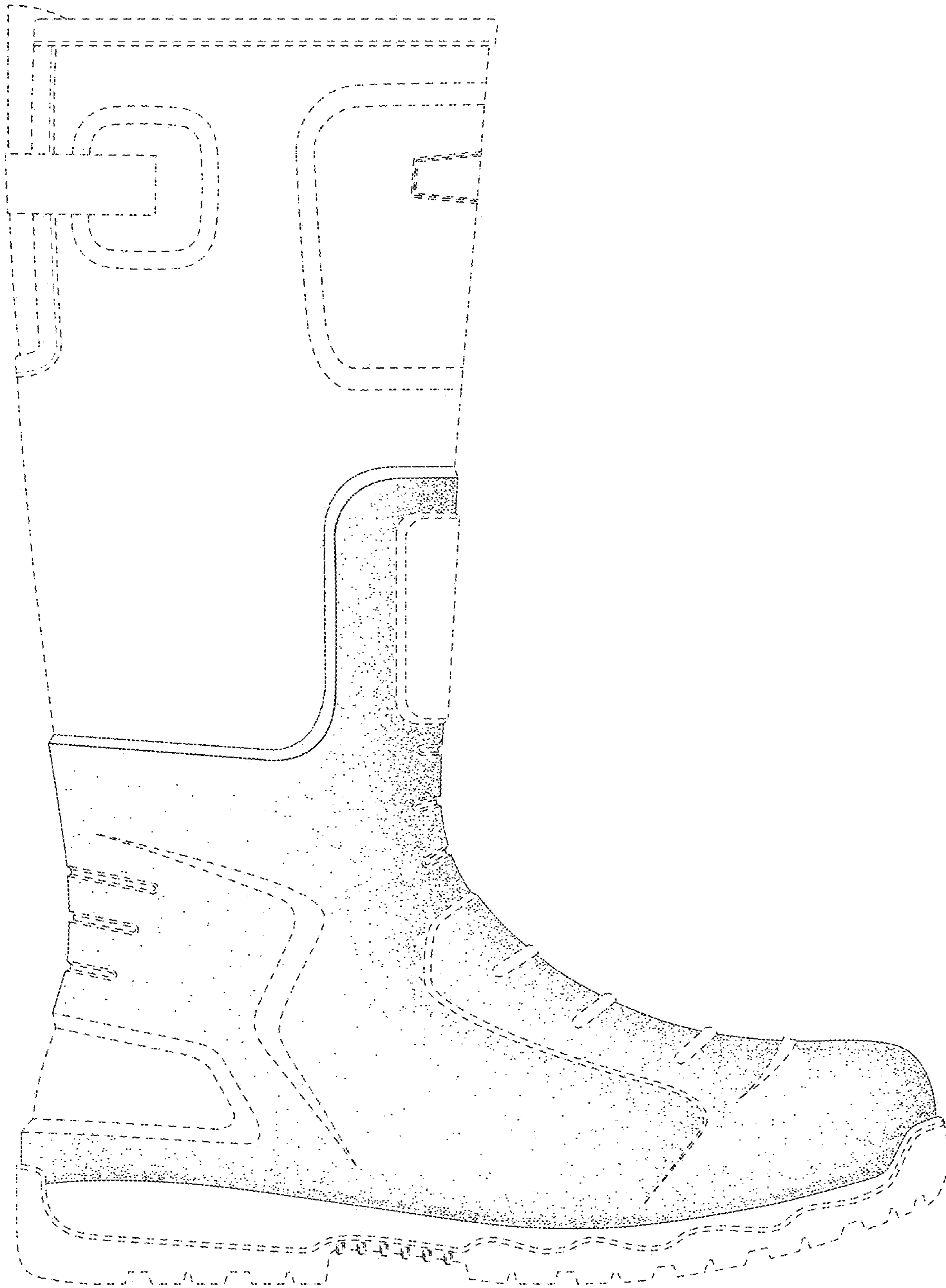


Fig. 4

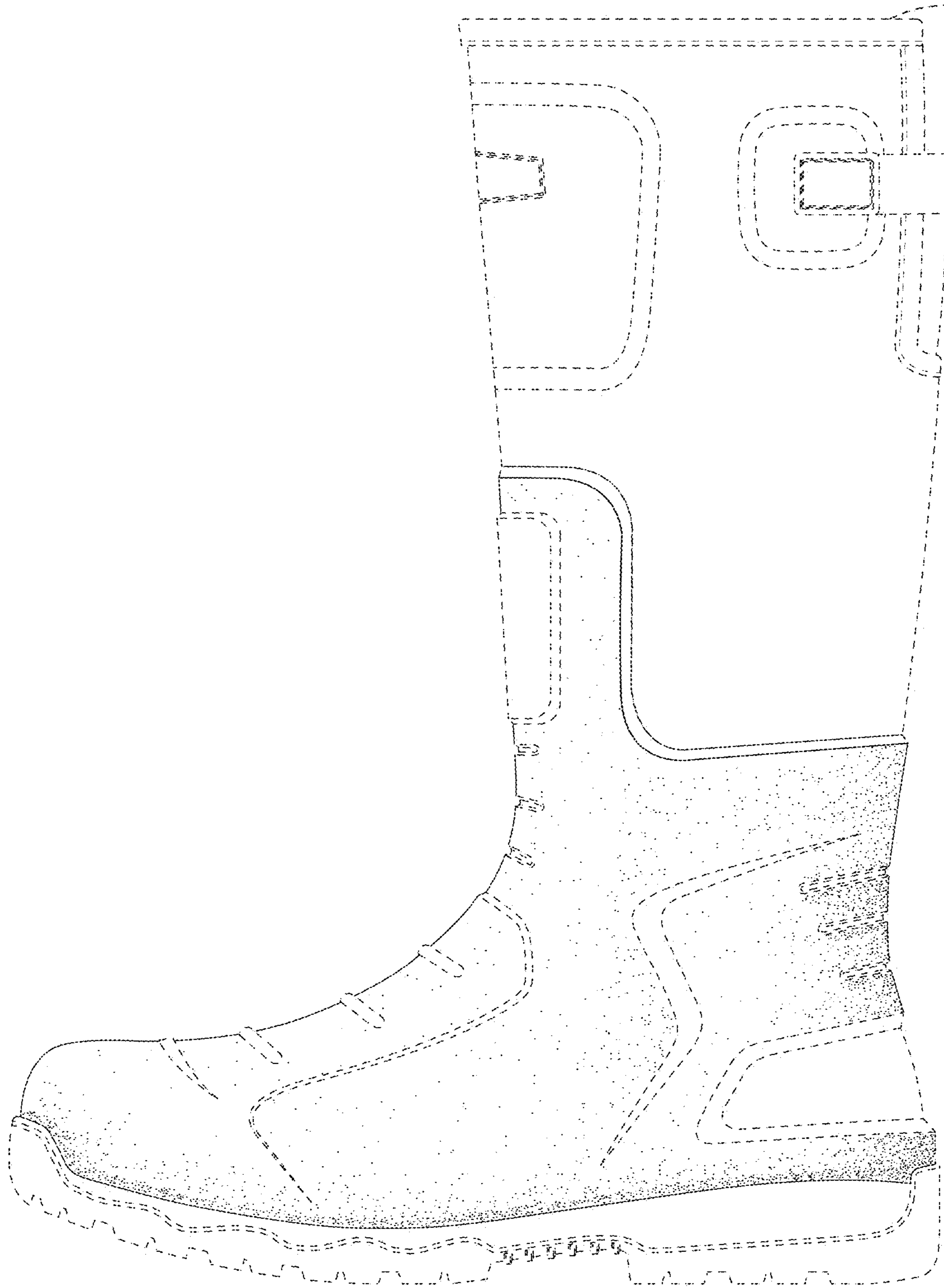


Fig. 5

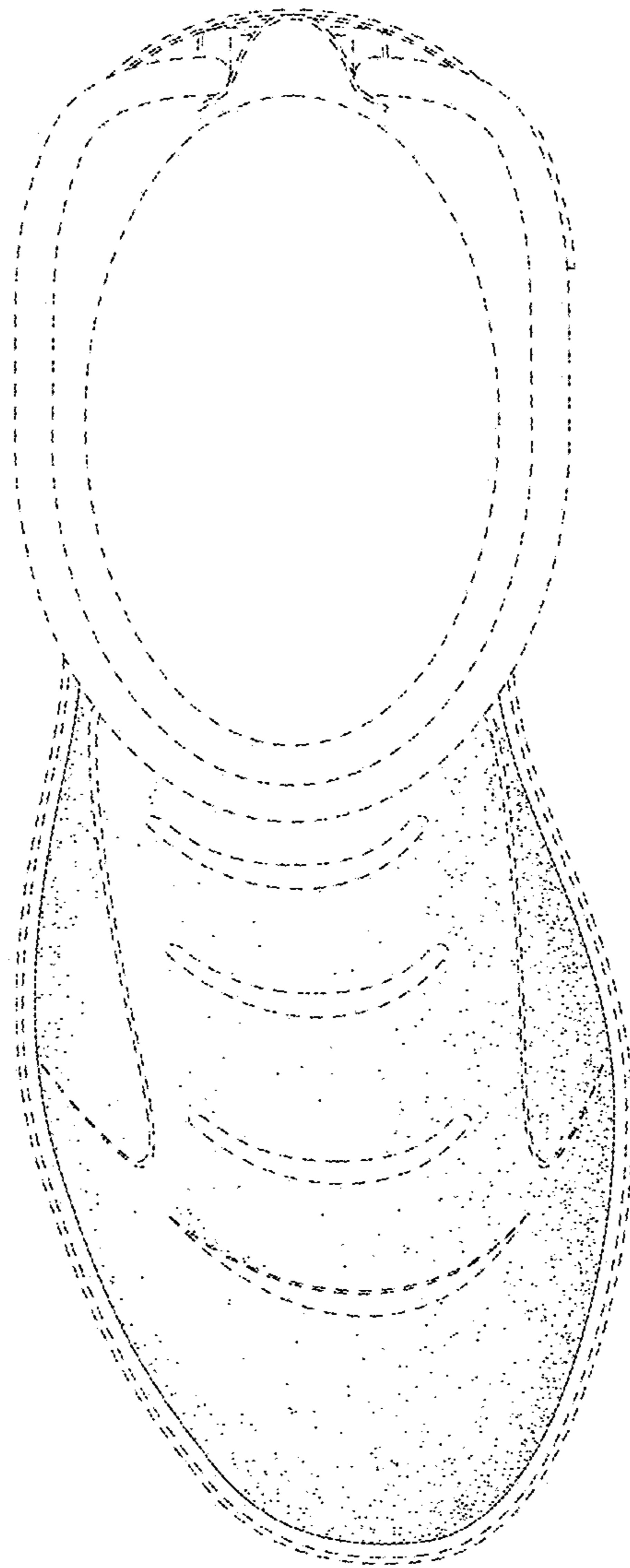


Fig. 6

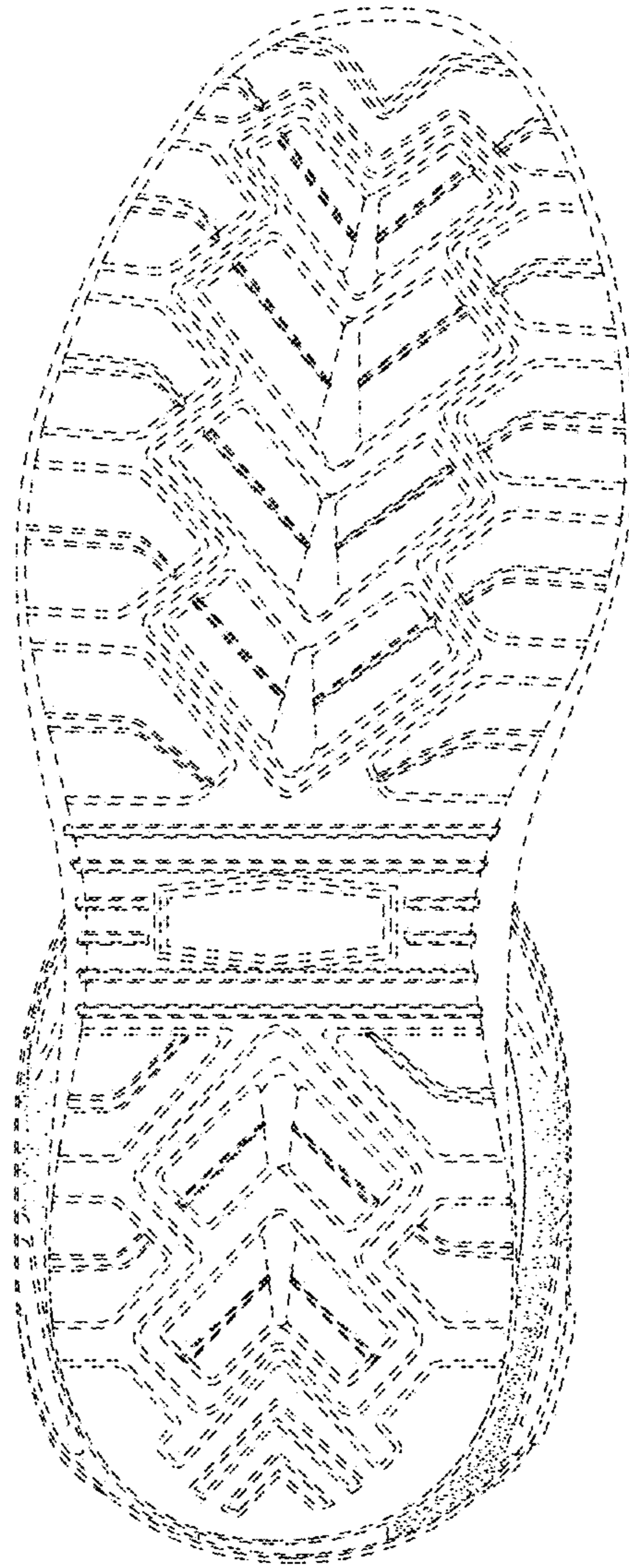


Fig. 7