



US00D895250S

(12) **United States Design Patent**  
**Howe**

(10) **Patent No.:** **US D895,250 S**

(45) **Date of Patent:** **\*\* Sep. 8, 2020**

(54) **SHOE UPPER**

(71) Applicant: **Under Armour, Inc.**, Baltimore, MD (US)

(72) Inventor: **Justin Howe**, Baltimore, MD (US)

(73) Assignee: **UNDER ARMOUR, INC.**, Baltimore, MD (US)

(\*\*) Term: **15 Years**

(21) Appl. No.: **29/682,254**

(22) Filed: **Mar. 4, 2019**

**Related U.S. Application Data**

(63) Continuation of application No. 29/625,330, filed on Nov. 8, 2017, now Pat. No. Des. 846,841.

(51) **LOC (12) Cl.** ..... **02-04**

(52) **U.S. Cl.**  
USPC ..... **D2/969; D2/923; D2/972**

(58) **Field of Classification Search**  
USPC ..... D2/896-900, 907, 909, 923-925, 969, D2/972-974  
CPC .... A43B 5/00; A43B 3/14; A43B 3/16; A43B 3/101

See application file for complete search history.

(56) **References Cited**

**U.S. PATENT DOCUMENTS**

D321,084 S	10/1991	Miller et al.	
D335,570 S	5/1993	Hatfield et al.	
D443,978 S *	6/2001	McDowell	D2/972
D474,007 S *	5/2003	Akhidime	D2/969
D499,867 S	12/2004	Belley et al.	
D501,070 S	1/2005	Belley et al.	
D522,735 S *	6/2006	Mermet	D2/972
D594,208 S	6/2009	Banik et al.	
D679,081 S *	4/2013	Bosomworth	D2/972
D690,494 S *	10/2013	Bosomworth	D2/972

D693,102 S	11/2013	Hoffer	
D701,031 S *	3/2014	Grenet	D2/972
D717,535 S *	11/2014	Kelley	D2/946
D725,366 S *	3/2015	Grenet	D2/972
D727,007 S *	4/2015	Bosomworth	D2/972
D738,073 S	9/2015	Chenciner	
D742,109 S *	11/2015	Grenet	D2/972
D756,099 S *	5/2016	Portzline	D2/972
D765,379 S	9/2016	Woodman	
D779,183 S	2/2017	Arizumi	
D794,301 S	8/2017	Raasch	
D802,905 S	11/2017	Chang	
D803,541 S	11/2017	Jury et al.	

\* cited by examiner

*Primary Examiner* — Rashida C. Walshon

(74) *Attorney, Agent, or Firm* — Edell, Shapiro & Finnan, LLC

(57) **CLAIM**

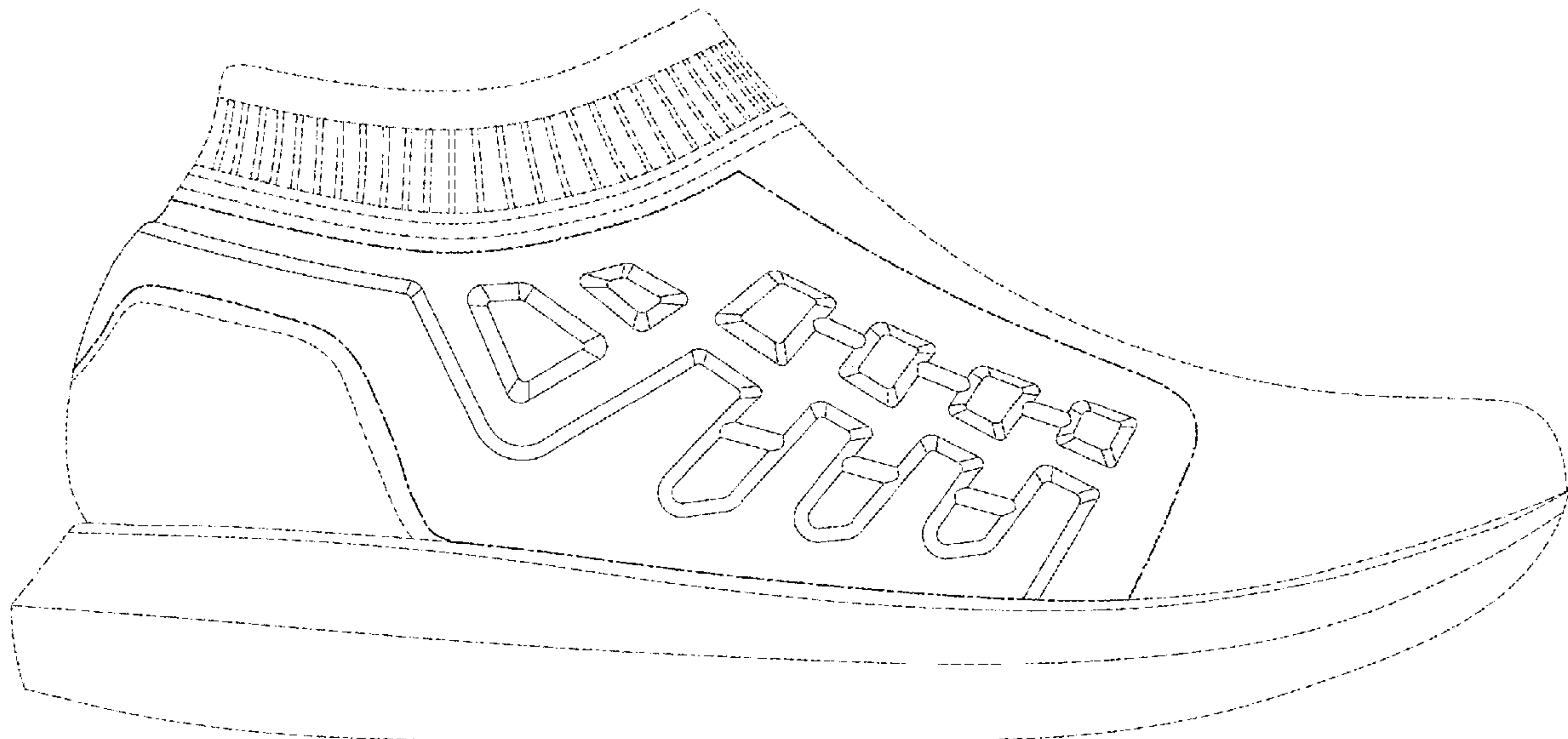
The ornamental design for a shoe upper, as shown and described.

**DESCRIPTION**

FIG. 1 is a front and lateral side view in perspective of a shoe upper showing my new design; FIG. 2 is a lateral side view thereof; FIG. 3 is a medial side view thereof; FIG. 4 is a top view thereof; FIG. 5 is a bottom view thereof; FIG. 6 is a front view thereof; and, FIG. 7 is a rear view thereof.

The shoe upper illustrated is a first embodiment showing a right-footed form of the shoe upper. A second embodiment is for the left-footed form of the shoe upper, which is a mirror image of the right-footed form, is not illustrated. The broken line illustration in the drawings is not part of the claimed design. The dot-dash line illustration in the figures defines the bounds of the claimed design and forms no part thereof.

**1 Claim, 7 Drawing Sheets**



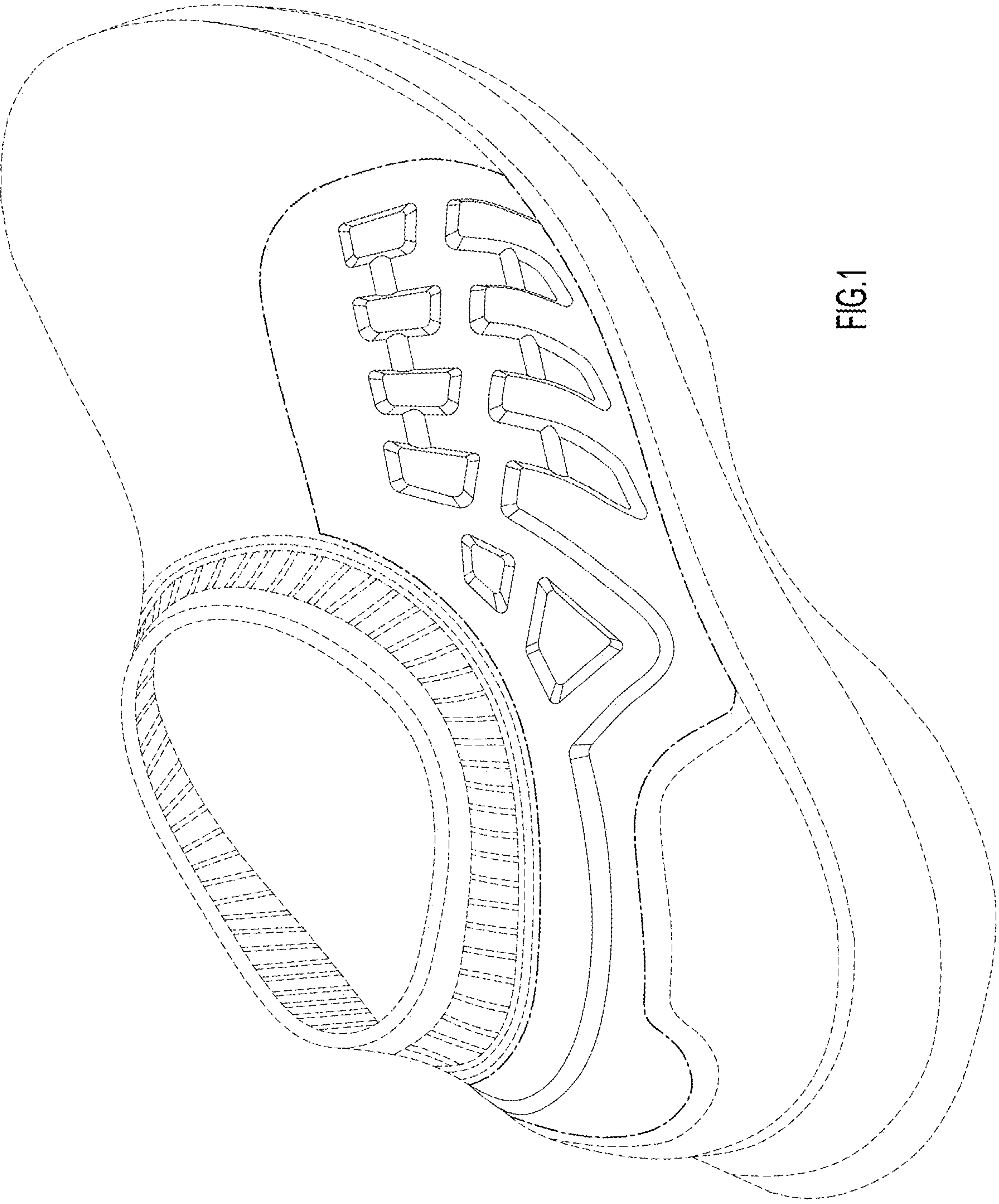


FIG. 1




FIG.2






FIG.3

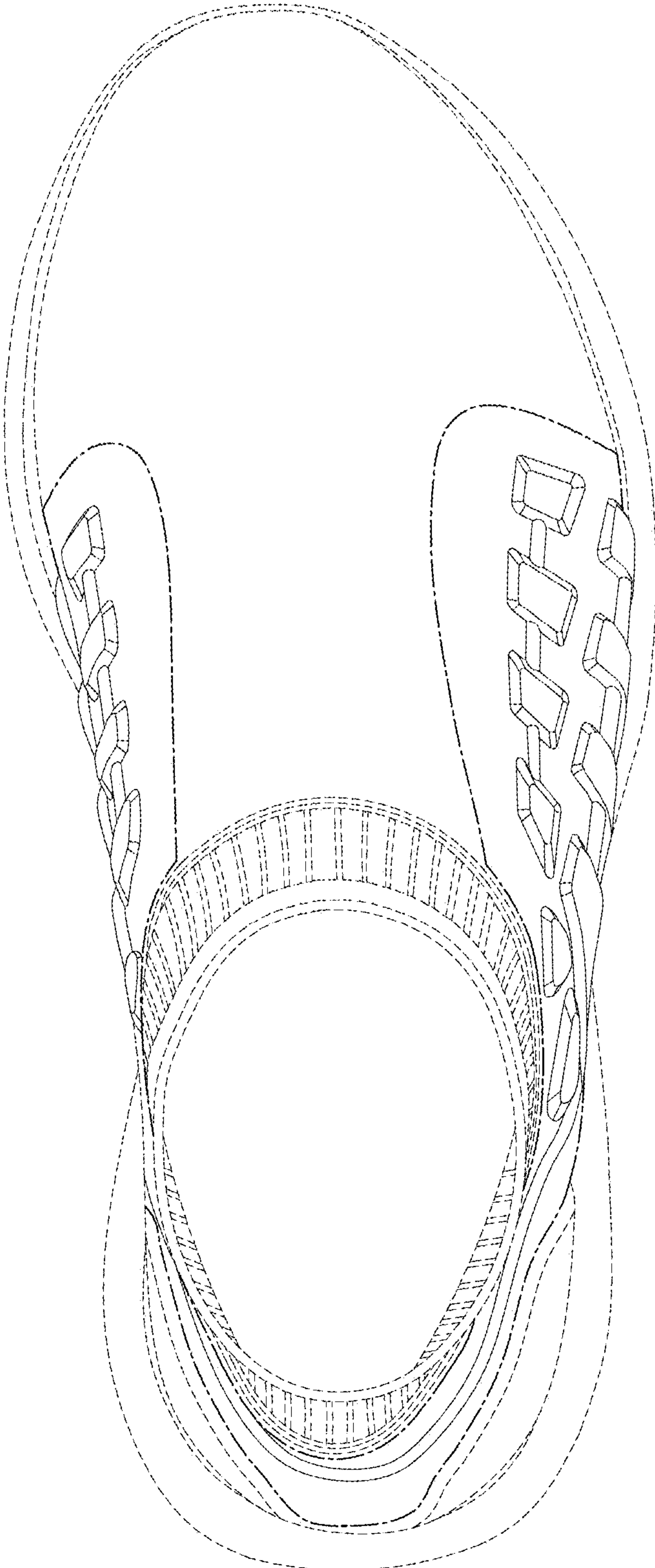


FIG.4

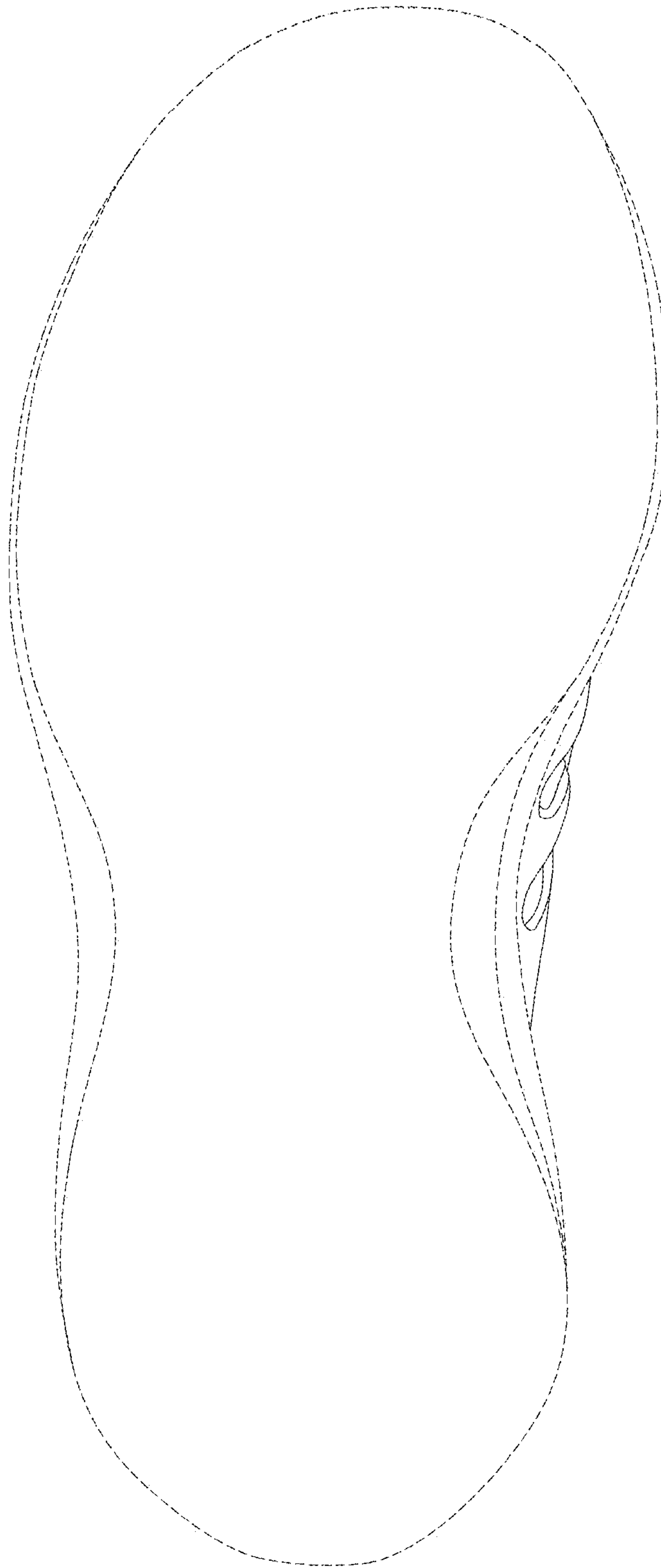


FIG.5

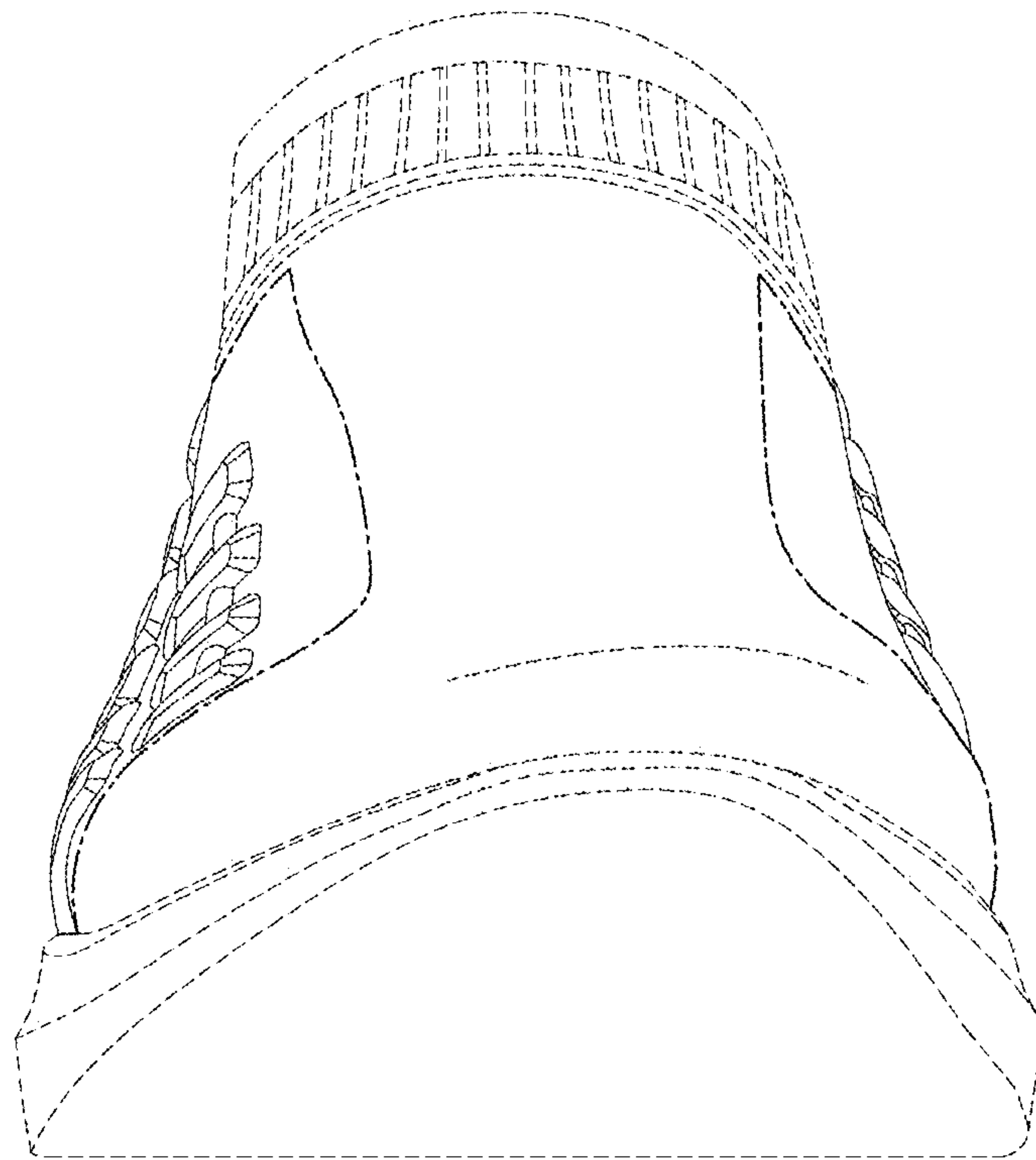


FIG.6

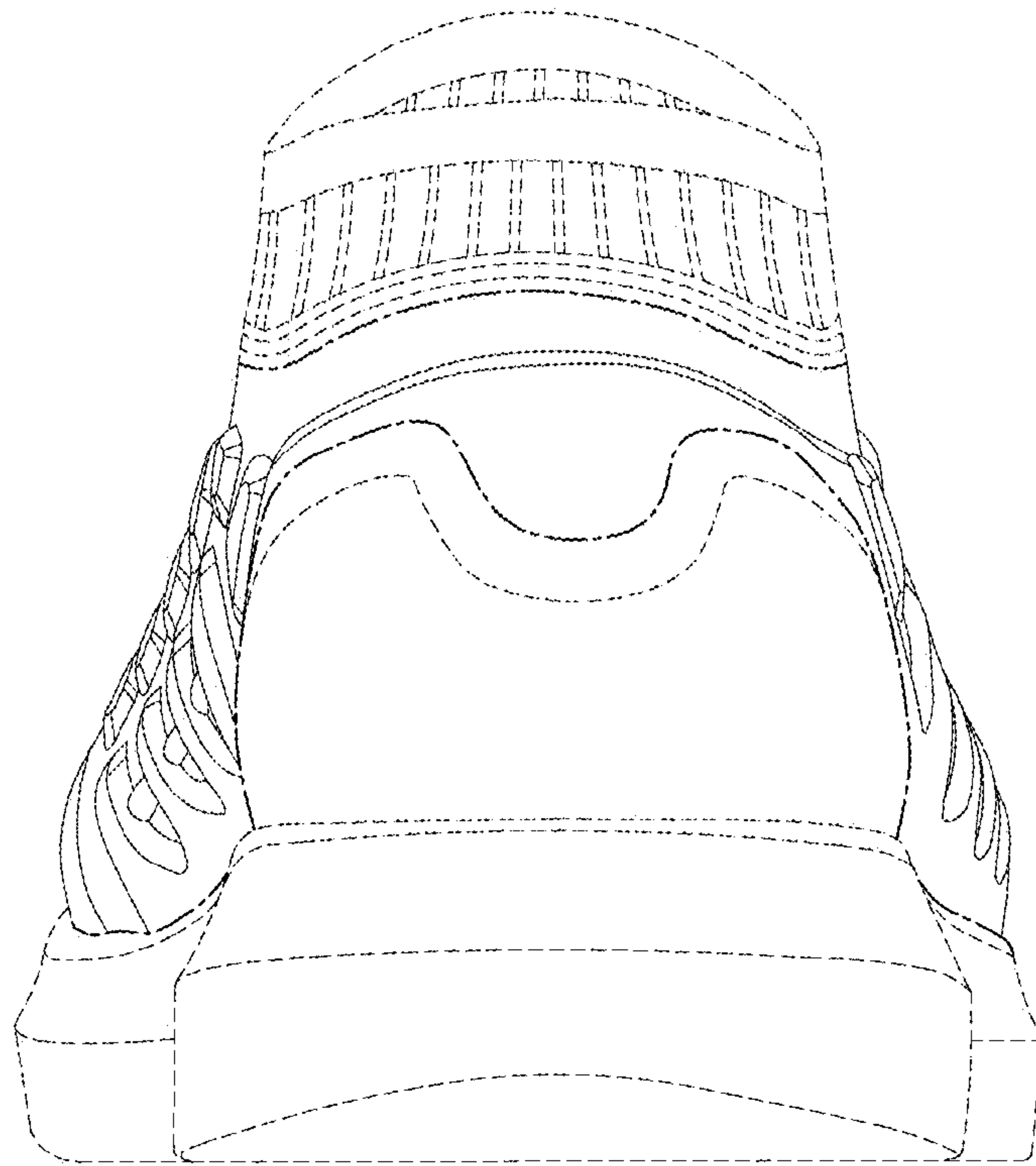


FIG. 7