



US00D895237S

(12) **United States Design Patent**
Swierszczyk et al.

(10) **Patent No.:** **US D895,237 S**

(45) **Date of Patent:** **** Sep. 8, 2020**

(54) **SHOE**

(71) Applicant: **Cole Haan LLC**, New York, NY (US)

(72) Inventors: **Caroline Swierszczyk**, New York, NY (US); **Chieh-Hsi Chou**, New York, NY (US)

(73) Assignee: **COLE HAAN LLC**, New York, NY (US)

(**) Term: **15 Years**

(21) Appl. No.: **29/649,825**

(22) Filed: **Jun. 1, 2018**

(51) **LOC (12) Cl.** **02-04**

(52) **U.S. Cl.**
USPC **D2/939**

(58) **Field of Classification Search**
USPC D2/896, 925-942, 947-960, 971; D5/47, D5/49

CPC A43B 21/00; A43B 21/02; A43B 21/06; A43B 9/14; A43B 1/0045; A43B 13/10; A43B 13/12; A43B 23/06; A43B 23/24; A43B 23/07; A43B 1/0036; A43B 5/12
See application file for complete search history.

(56) **References Cited**

U.S. PATENT DOCUMENTS

D4,957 S * 5/1871 Dolan D5/47
D15,185 S * 8/1884 Brooks D2/951
D70,701 S * 7/1926 Precourt D2/951
D90,414 S * 8/1933 Persky D5/47
D94,816 S * 3/1935 Forstmann D5/47
D96,458 S * 8/1935 Forstmann D5/47

D190,900 S * 7/1961 Grossman D2/939
D370,993 S * 6/1996 Mangee D2/951
D593,297 S * 6/2009 Belley D2/969
D693,103 S * 11/2013 McMillan D2/971
D744,730 S * 12/2015 Kirkwood D2/923
D755,487 S * 5/2016 Gavrieli D2/939
D758,052 S * 6/2016 Gavrieli D2/939
D762,055 S * 7/2016 Kirkwood D2/971
D804,156 S * 12/2017 Hawthornthwaite D2/939
D805,276 S * 12/2017 Hawthornthwaite D2/939
D831,313 S * 10/2018 Hawthornthwaite D2/939
D844,313 S * 4/2019 Hawthornwaite D2/971
D866,943 S * 11/2019 Hawthornthwaite D2/971
D880,873 S * 4/2020 Qiang D5/47

* cited by examiner

Primary Examiner — Dominic V Simone

(74) *Attorney, Agent, or Firm* — Thompson Coburn LLP

(57) **CLAIM**

The ornamental design for a shoe, as shown and described.

DESCRIPTION

FIG. 1 is a first perspective view of a shoe showing our new design;

FIG. 2 is a left side view thereof;

FIG. 3 is a right side view thereof;

FIG. 4 is a top view thereof;

FIG. 5 is a bottom view thereof;

FIG. 6 is a rear view thereof;

FIG. 7 is a front view thereof; and,

FIG. 8 is a second perspective view thereof.

The broken lines immediately adjacent the photographic area represent unclaimed boundaries of the design. The broken lines form no part of the claimed design. Color is unclaimed and forms no part of the claimed design.

1 Claim, 8 Drawing Sheets





FIG. 1



FIG. 2




FIG. 3




FIG. 4



FIG. 5



FIG. 6




FIG. 7



FIG. 8