



US00D895236S

(12) **United States Design Patent**
Foust

(10) **Patent No.:** **US D895,236 S**
(45) **Date of Patent:** **** Sep. 8, 2020**

- (54) **BOOT**
- (71) Applicant: **LaCrosse Footwear, Inc.**, Portland, OR (US)
- (72) Inventor: **Ryan James Foust**, Lake Oswego, OR (US)
- (73) Assignee: **LaCrosse Footwear, Inc.**, Portland, OR (US)
- (**) Term: **15 Years**
- (21) Appl. No.: **29/629,858**
- (22) Filed: **Dec. 15, 2017**

D380,598 S *	7/1997	Brooks	D2/910
D382,992 S	9/1997	Chiu		
D385,692 S	11/1997	Beliveau		
D392,444 S	3/1998	Egelja		
D403,148 S *	12/1998	Kelchak	D2/970
D404,905 S	2/1999	Kelchak		
D421,835 S *	3/2000	Akhidime	D2/902
D441,523 S *	5/2001	Matis	D2/909
D556,995 S	12/2007	Weisbly		
D639,034 S	6/2011	Castellon		
D639,544 S *	6/2011	Van Zyll De Jong	D2/911
D654,668 S *	2/2012	Van Zyll De Jong	D2/900
D667,209 S *	9/2012	Castellon	D2/912
D686,816 S	7/2013	Lam		
D703,420 S *	4/2014	Truelsen	D2/912
D703,421 S *	4/2014	Truelsen	D2/912
D704,422 S *	5/2014	Truelsen	D2/912
D707,427 S	6/2014	Barker		
D761,002 S	7/2016	Bisson		
D762,370 S	8/2016	Barker et al.		
D783,240 S	4/2017	Foust		
D805,275 S	12/2017	Foust		

Related U.S. Application Data

- (63) Continuation of application No. 29/595,889, filed on Mar. 2, 2017, now Pat. No. Des. 805,275, which is a continuation of application No. 29/552,183, filed on Jan. 20, 2016, now Pat. No. Des. 783,240.
- (51) **LOC (12) Cl.** **02-04**
- (52) **U.S. Cl.**
USPC **D2/912**; D2/970
- (58) **Field of Classification Search**
USPC D2/896-899, 900, 902, 909-912, 943, D2/946, 969, 970, 972
CPC .. A43B 5/06; A43B 5/00; A43B 23/00; A43B 3/16; A43B 23/02
See application file for complete search history.

* cited by examiner

Primary Examiner — Rashida C. Walshon
(74) *Attorney, Agent, or Firm* — Perkins Coie LLP

(57) **CLAIM**

The ornamental design for the boot, as shown and described.

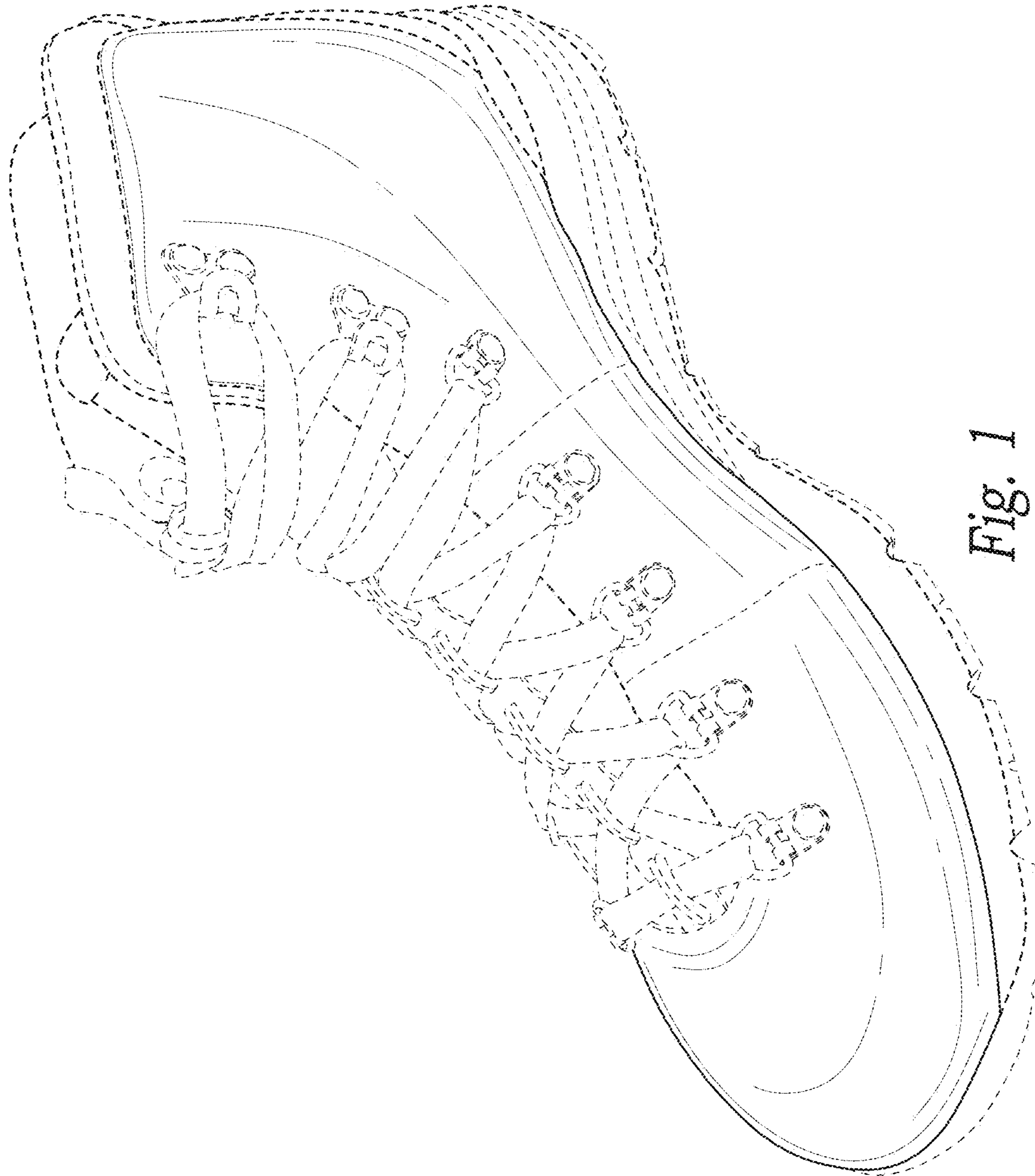
DESCRIPTION

FIG. 1 is an isometric view of a boot showing the new design.
 FIG. 2 is a front elevational view thereof.
 FIG. 3 is a rear elevational view thereof.
 FIG. 4 is a right-side elevational view thereof.
 FIG. 5 is a left-side elevational view thereof.
 FIG. 6 is a top plan view thereof; and,
 FIG. 7 is a bottom plan view thereof.
 The broken lines in the drawings depict parts of the boot that form no part of the claimed design.

1 Claim, 6 Drawing Sheets

- (56) **References Cited**
U.S. PATENT DOCUMENTS
- | | | |
|-------------|---------|--------------------|
| D204,658 S | 5/1966 | Wakeland |
| D219,361 S | 12/1970 | Cinquegrana et al. |
| 3,545,107 A | 12/1970 | Cinquegrana et al. |
| 4,186,502 A | 2/1980 | Foster |
| D354,165 S | 1/1995 | Werman |





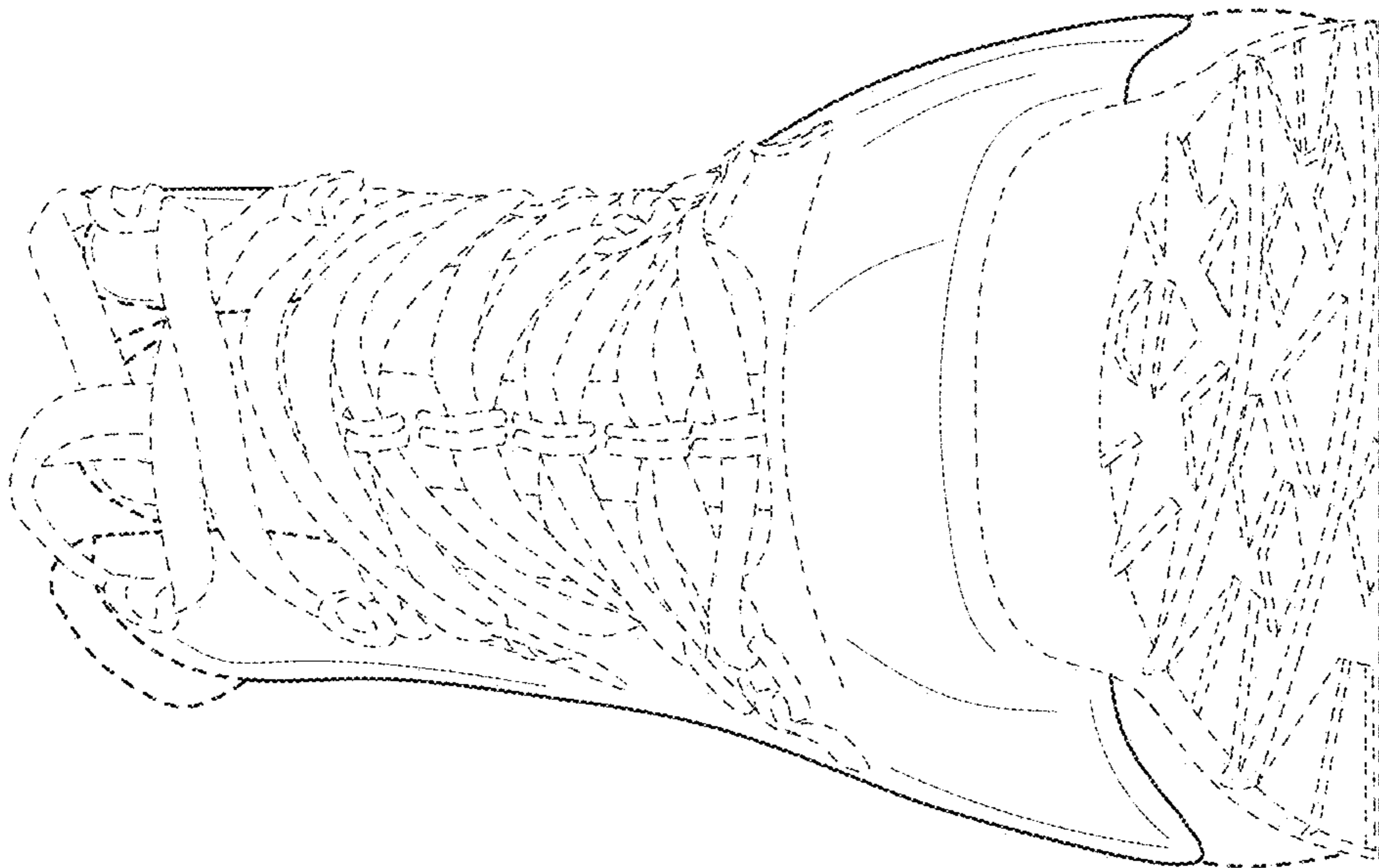


Fig. 2

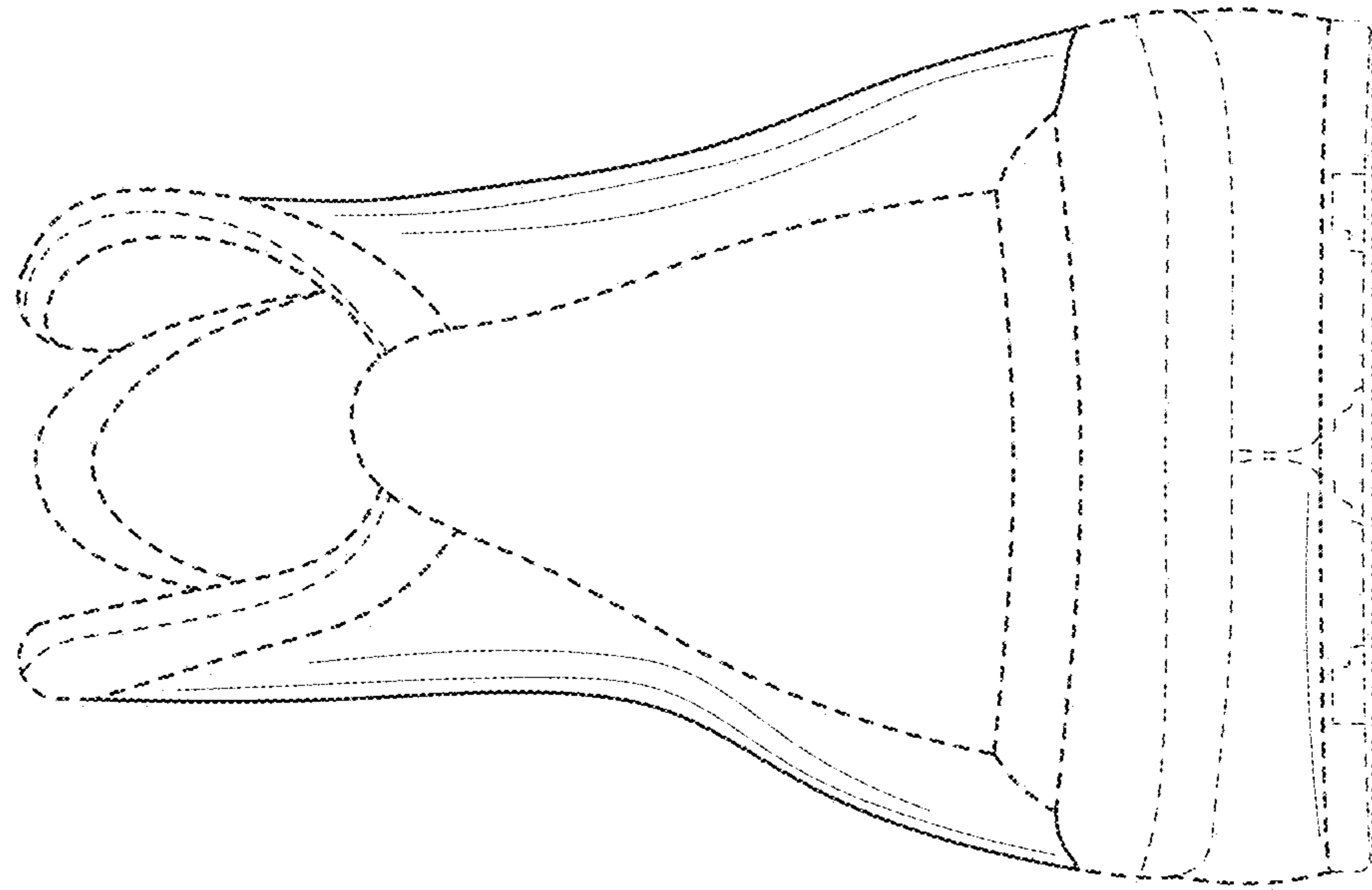


Fig. 3

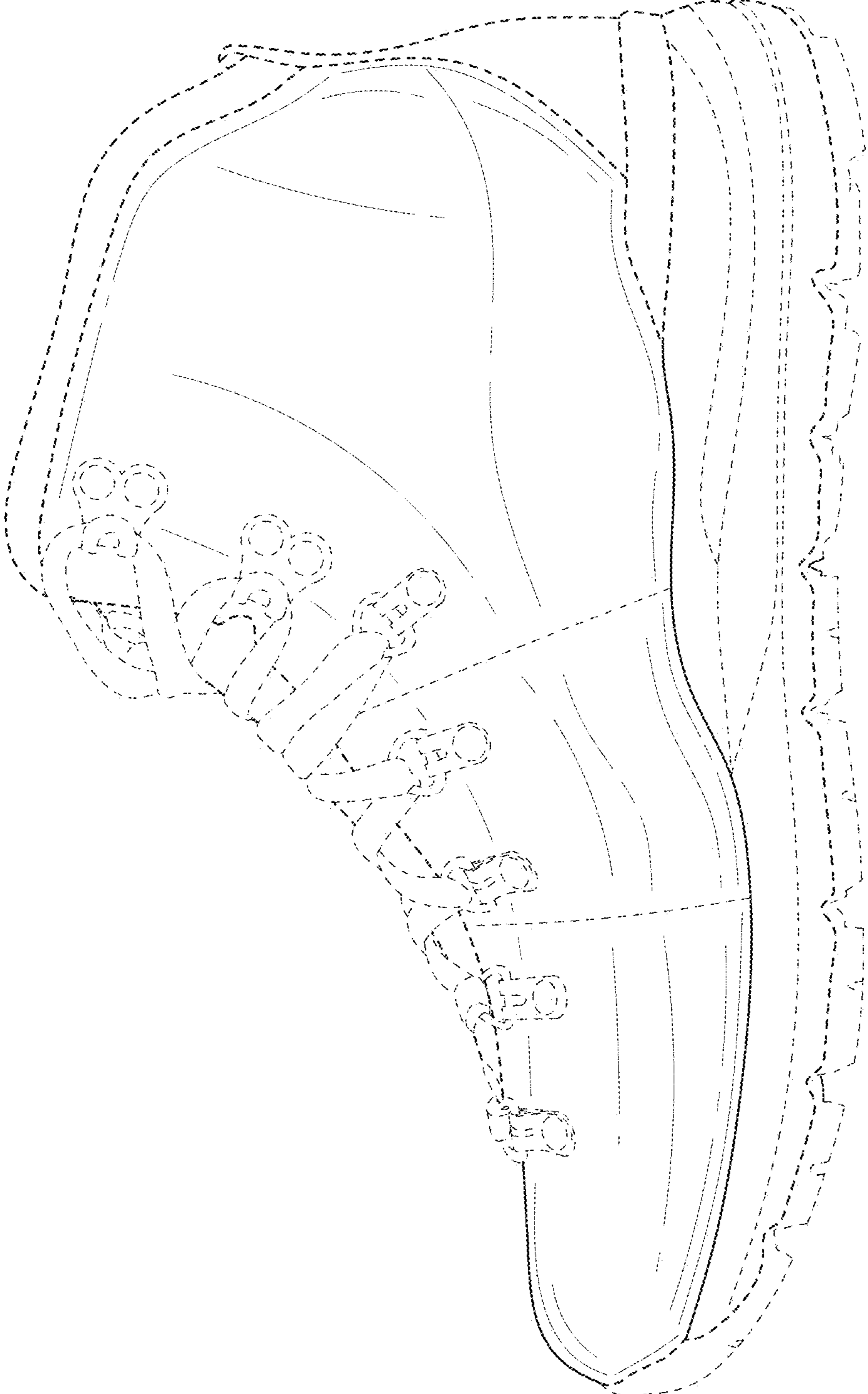


Fig. 4

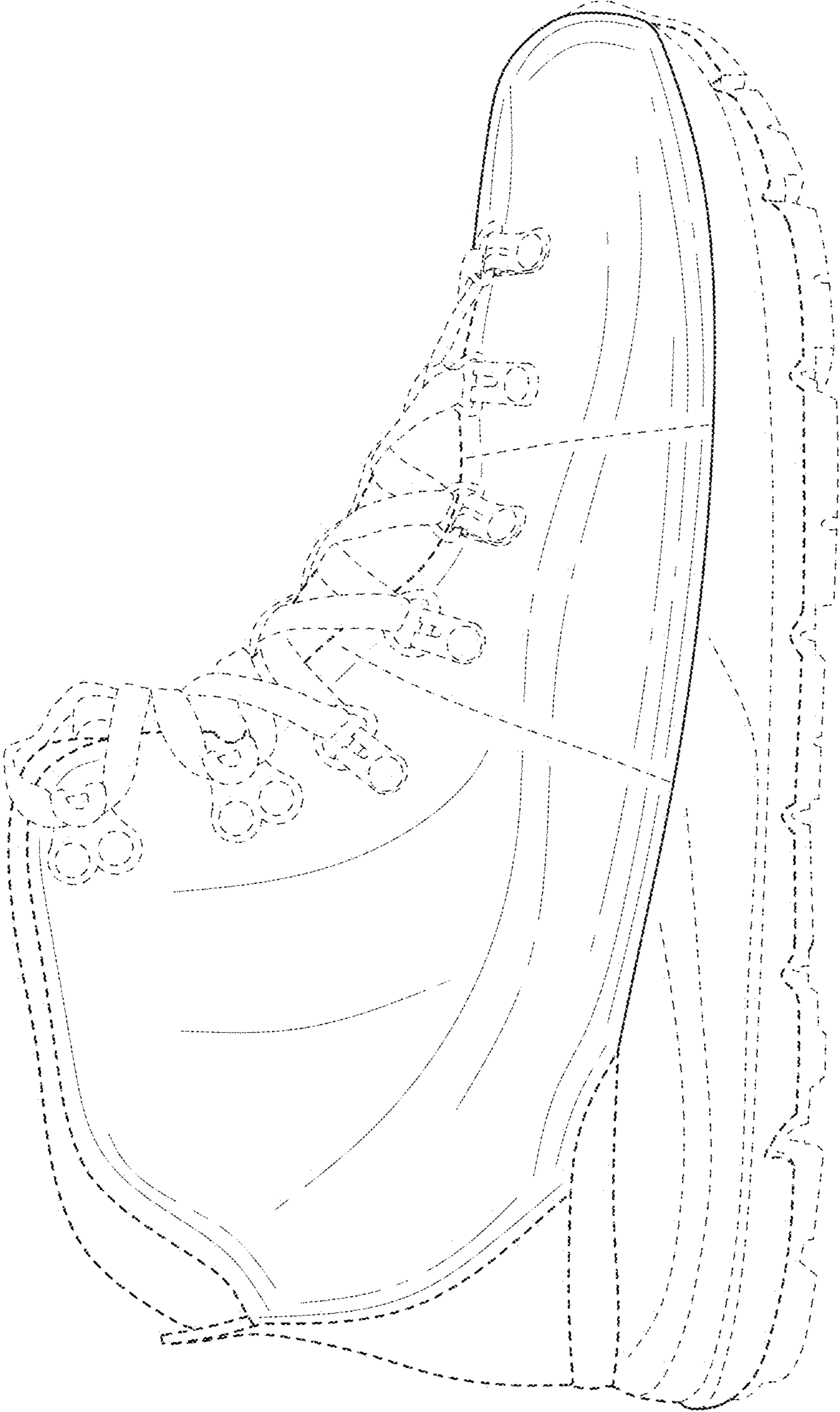


Fig. 5

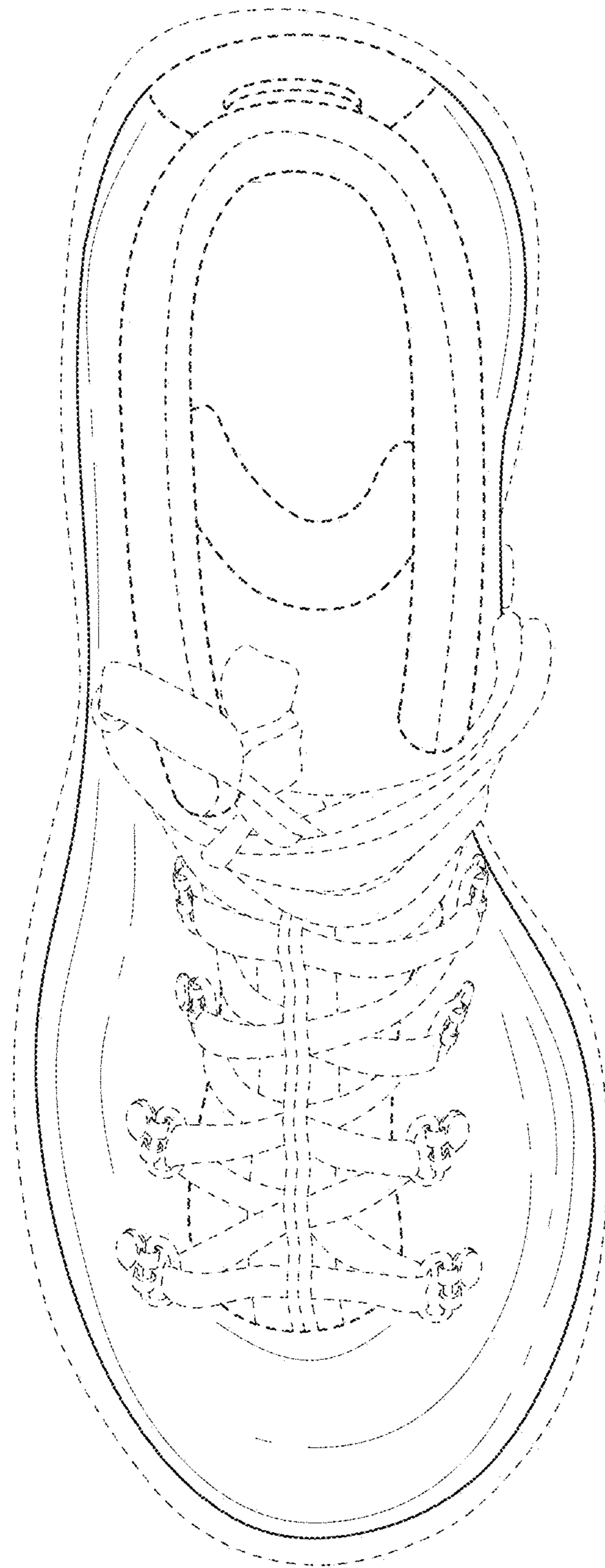


Fig. 6

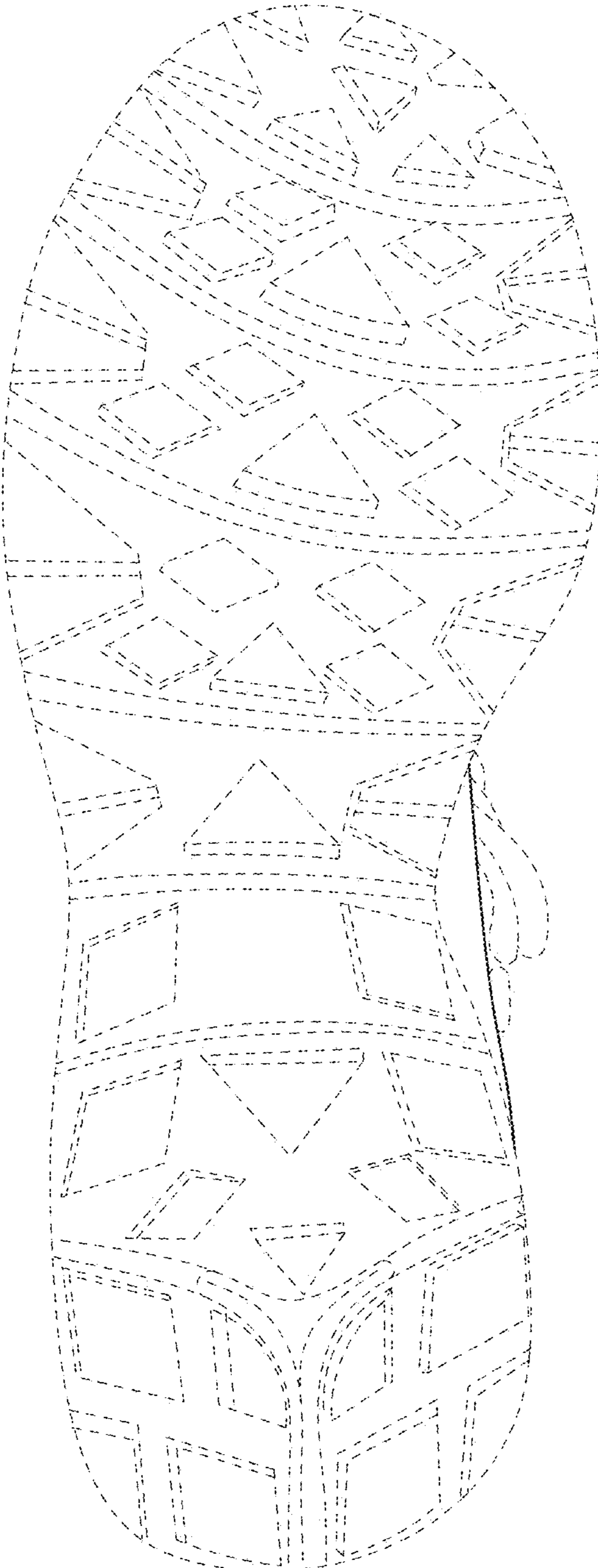


Fig. 7