



US00D895230S

(12) **United States Design Patent** (10) **Patent No.:** **US D895,230 S**  
**Witek** (45) **Date of Patent:** **\*\* Sep. 8, 2020**

- (54) **BRASSIERE**
- (71) Applicant: **Reebok International Limited**, London (GB)
- (72) Inventor: **Danielle Marie Witek**, Milton, MA (US)
- (73) Assignee: **Reebok International Limited**, London (GB)
- (\*\*) Term: **15 Years**
- (21) Appl. No.: **29/685,294**
- (22) Filed: **Mar. 27, 2019**
- (51) **LOC (12) Cl.** ..... **02-01**
- (52) **U.S. Cl.**  
USPC ..... **D2/706; D2/731**
- (58) **Field of Classification Search**  
USPC ..... D2/706, 708, 731, 736-737  
CPC ..... A41C 3/00; A41C 3/0057  
See application file for complete search history.

- D747,843 S 1/2016 Gallo et al.
- D764,746 S 8/2016 Randall
- D764,747 S 8/2016 Castaneda Smids
- D783,930 S 4/2017 Rotherth
- D786,531 S 5/2017 Holmes
- D793,028 S 8/2017 Terrell
- D801,628 S 11/2017 Staub
- D821,702 S \* 7/2018 Krasner ..... D2/708
- D835,884 S \* 12/2018 Alligood ..... D2/708
- D839,536 S 2/2019 Witek
- D841,936 S \* 3/2019 Flower ..... D2/706
- D842,582 S \* 3/2019 Rendone ..... D2/706
- 2011/0217903 A1 9/2011 Harlow
- 2013/0203319 A1 8/2013 Torres et al.
- 2015/0223525 A1 \* 8/2015 Miller ..... A41C 3/0057  
450/65
- 2015/0342267 A1 12/2015 Lau
- 2019/0254358 A1 \* 8/2019 Wittstadt ..... A41C 3/0035

- (56) **References Cited**  
U.S. PATENT DOCUMENTS
- 2,659,085 A 11/1953 Ericson
- 2,992,646 A 7/1961 Weinberg
- D259,370 S 6/1981 Schreiber et al.
- 4,311,150 A \* 1/1982 Schreiber ..... A41C 3/0057  
450/70
- D403,486 S 1/1999 Chetwynd
- D641,133 S 7/2011 Zarabi
- D646,461 S 10/2011 Lewando
- D668,837 S \* 10/2012 Palladino ..... D2/708
- D671,296 S 11/2012 Iamartino
- 8,465,341 B2 6/2013 Shashy
- 8,550,872 B2 10/2013 Upton et al.
- D735,970 S 8/2015 Congdon

\* cited by examiner

*Primary Examiner* — Barbara Fox  
*Assistant Examiner* — J. Thorn, Sr.  
(74) *Attorney, Agent, or Firm* — Sterne Kessler, Goldstein & Fox P.L.L.C.

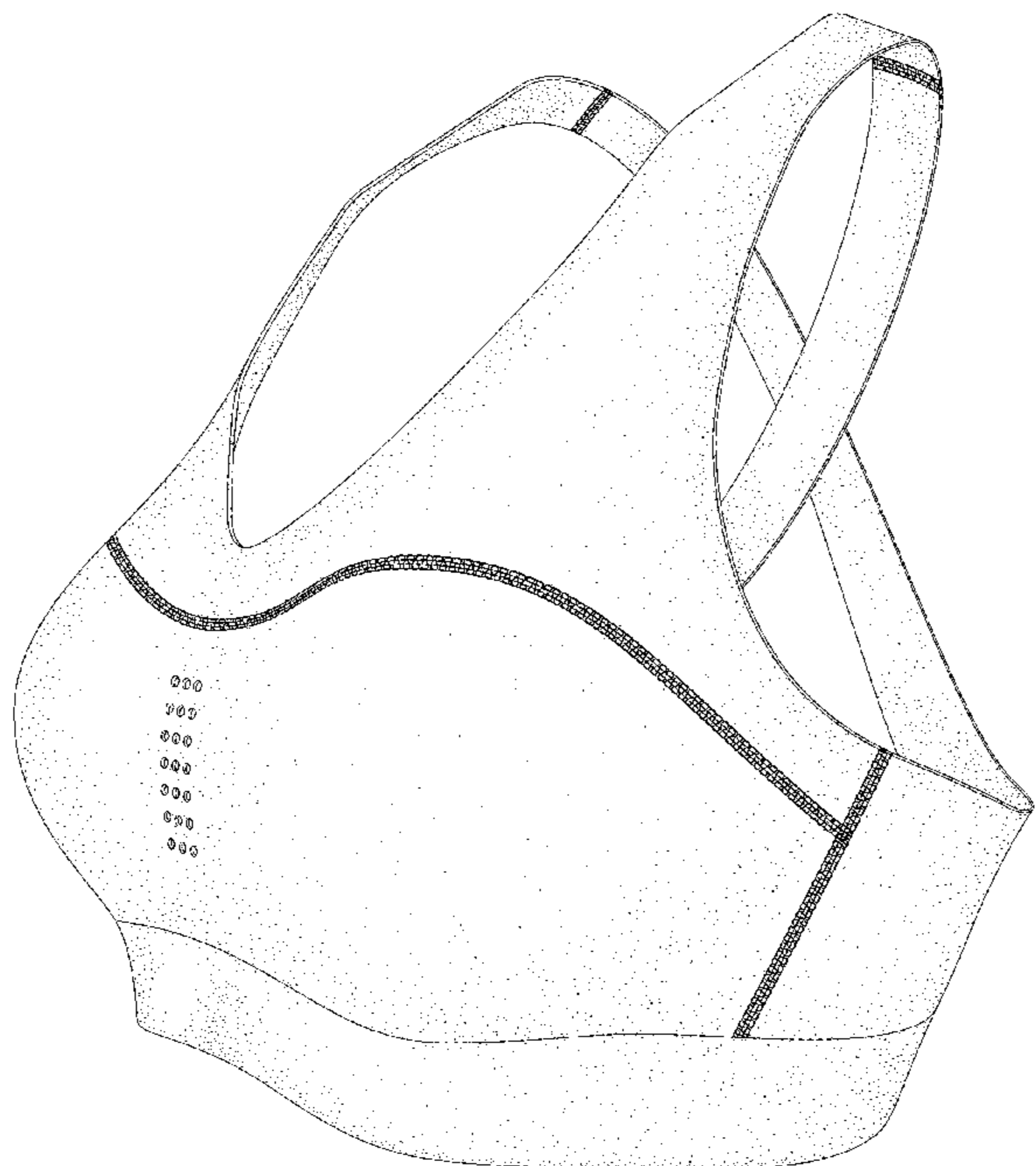
(57) **CLAIM**

The ornamental design for a brassiere, as shown and described.

**DESCRIPTION**

FIG. 1 is a front perspective view of a brassiere showing the claimed design;  
FIG. 2 is a rear perspective view thereof;  
FIG. 3 is a front view thereof;  
FIG. 4 is a rear view thereof;  
FIG. 5 is a left side view thereof; and,  
FIG. 6 is a right side view thereof.

**1 Claim, 6 Drawing Sheets**



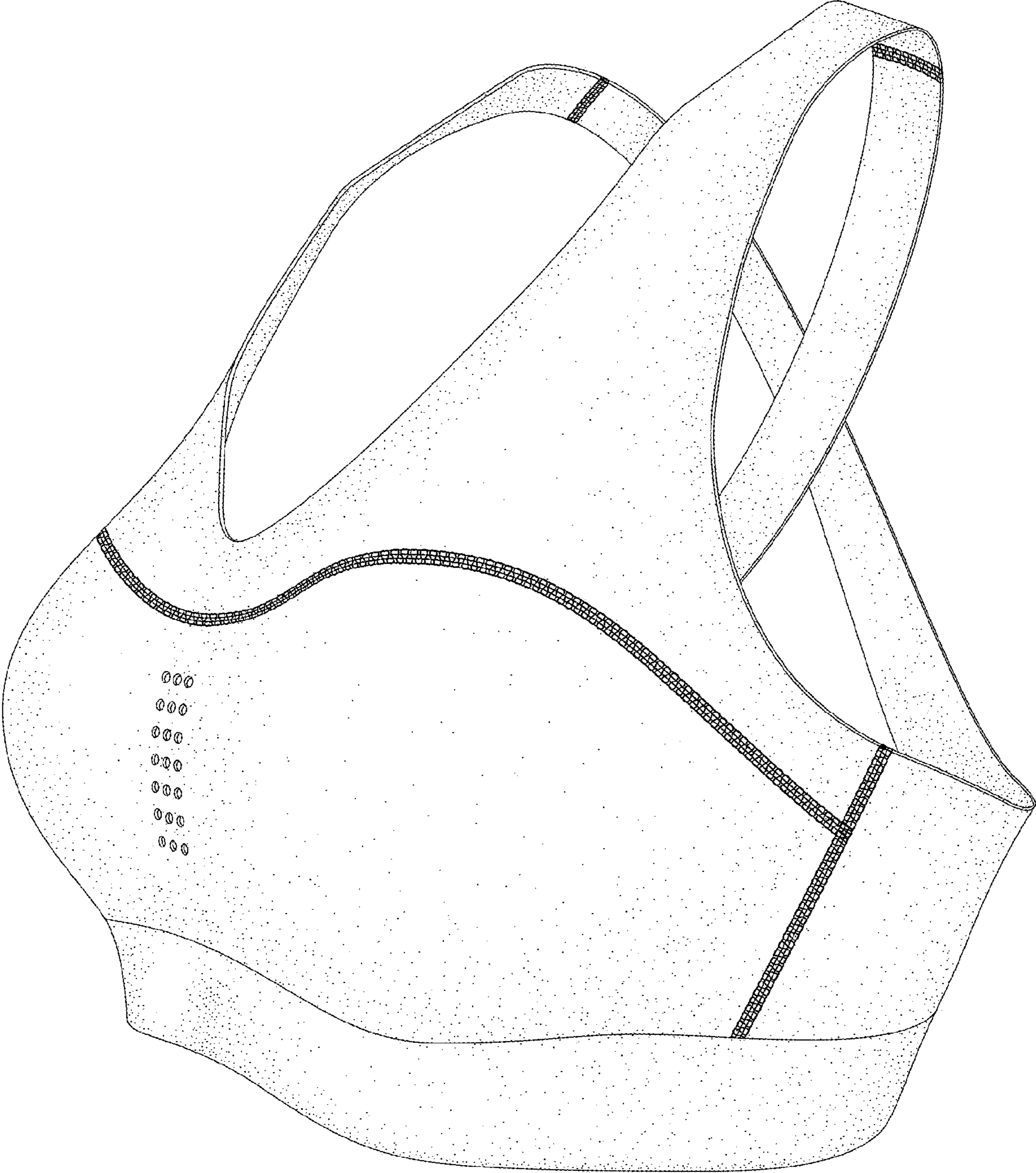


FIG. 1

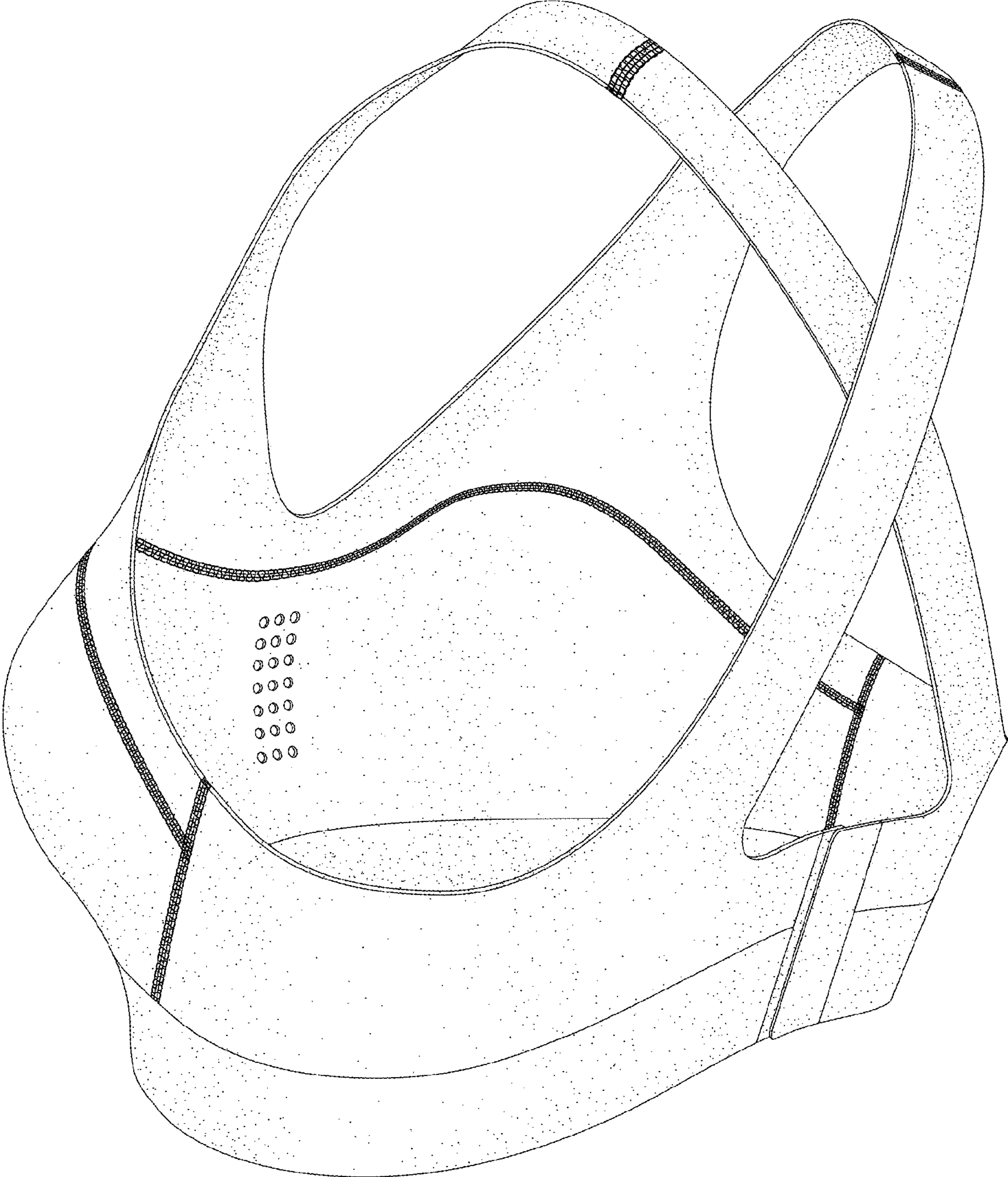


FIG. 2

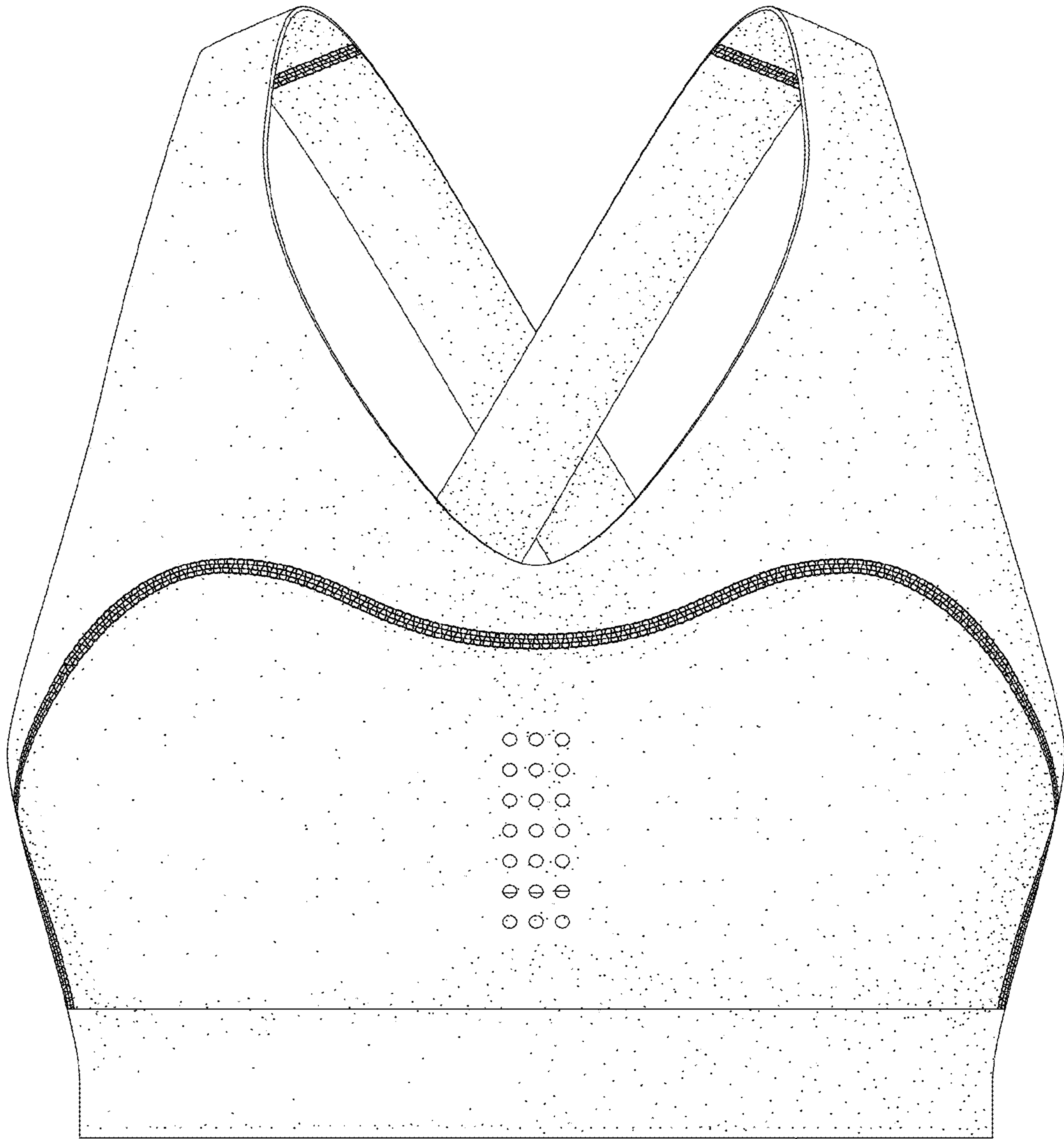


FIG. 3

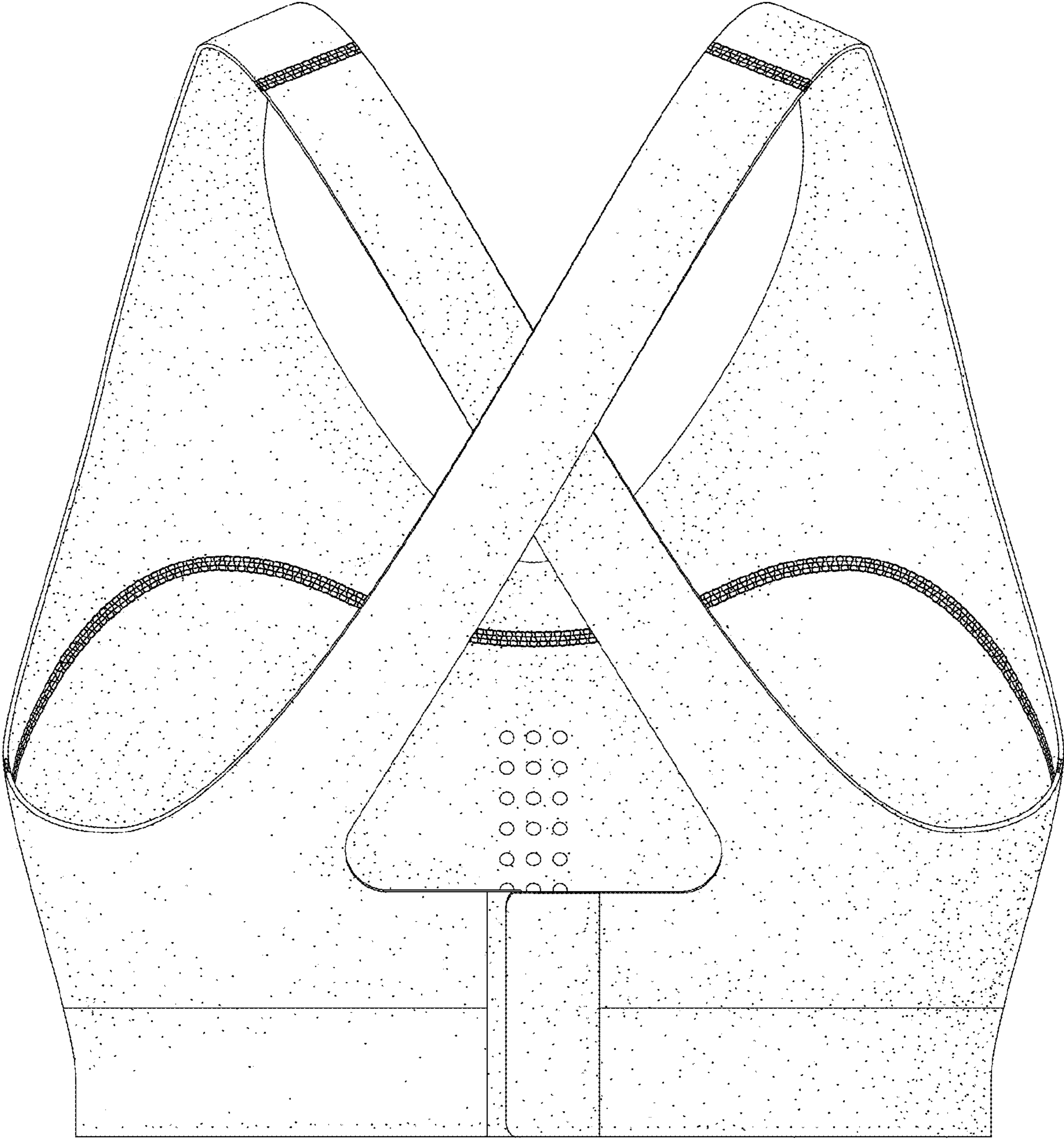


FIG. 4

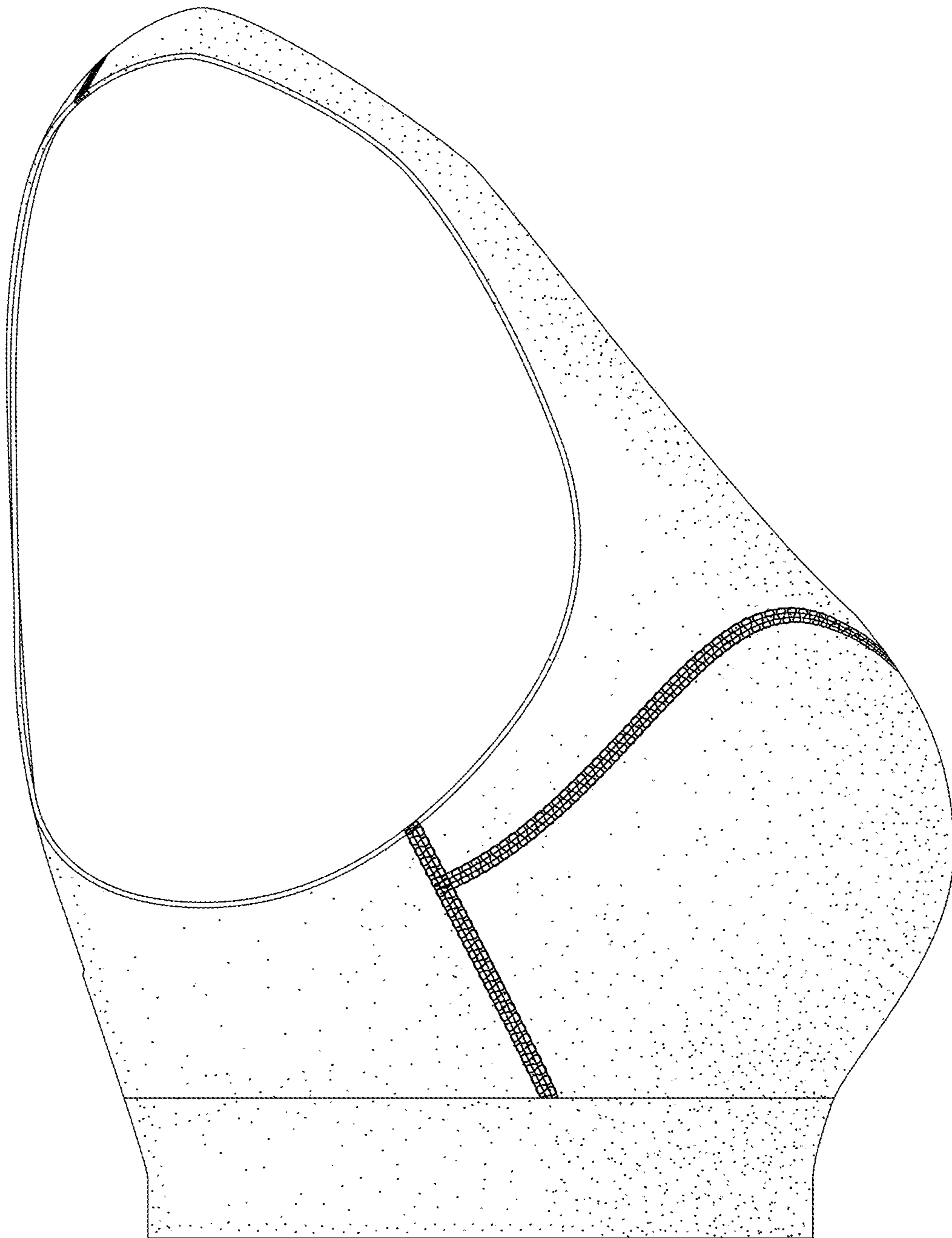


FIG. 5

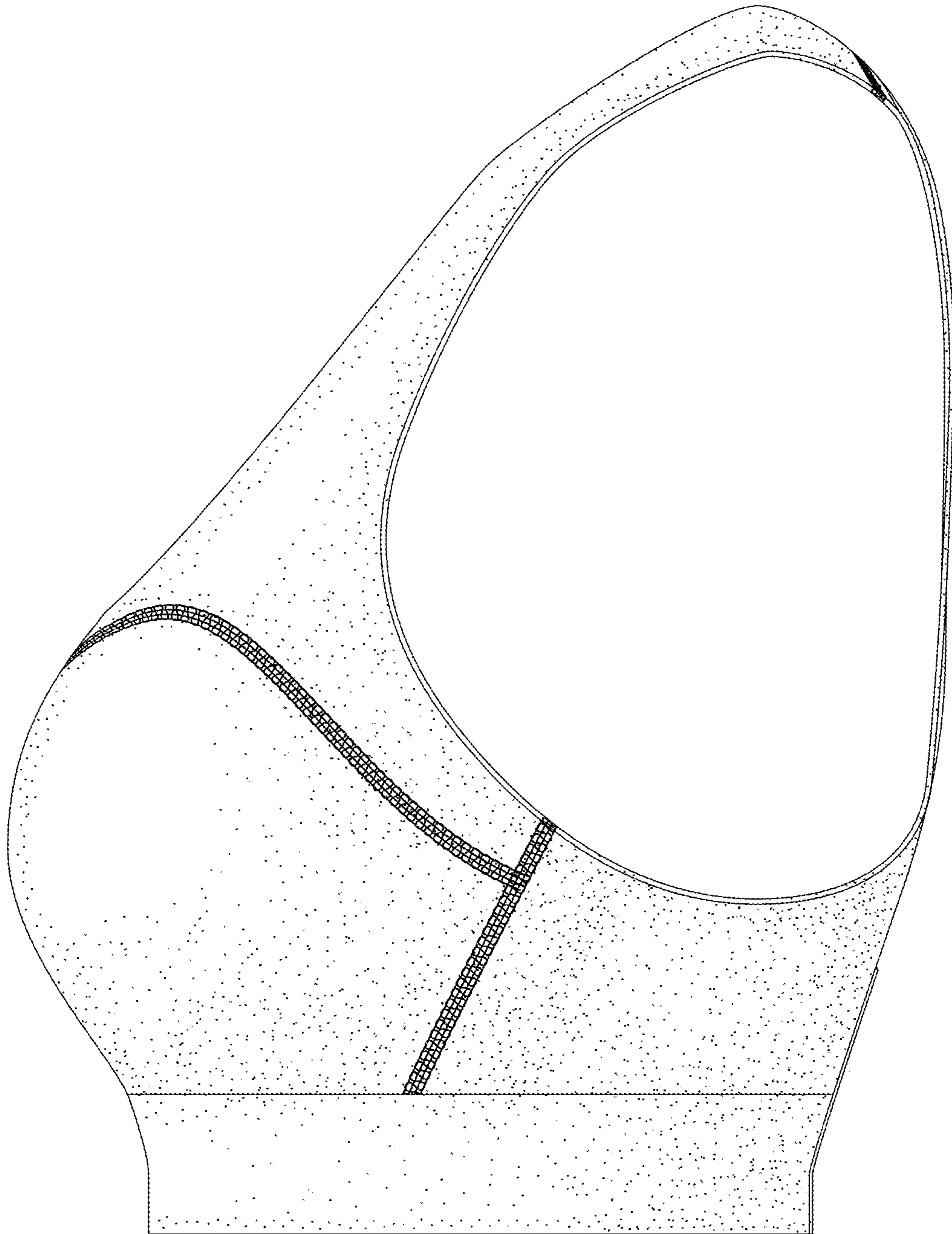


FIG. 6