



US00D895218S

(12) **United States Design Patent**
Higgins

(10) **Patent No.:** **US D895,218 S**

(45) **Date of Patent:** **** Sep. 1, 2020**

(54) **PET WASTE BAG WITH MOUTH**
(71) Applicant: **John Terence Higgins**, Las Vegas, NV
(US)
(72) Inventor: **John Terence Higgins**, Las Vegas, NV
(US)

(**) Term: **15 Years**

(21) Appl. No.: **29/658,976**

(22) Filed: **Aug. 3, 2018**

(51) **LOC (12) Cl.** **30-99**

(52) **U.S. Cl.**
USPC **D30/162**

(58) **Field of Classification Search**
USPC D30/161, 162, 199; 119/166, 167, 168,
119/169, 170, 867; 209/419
See application file for complete search history.

(56) **References Cited**

U.S. PATENT DOCUMENTS

- 5,050,596 A * 9/1991 Walasek A41D 19/0068
2/158
- 5,149,159 A * 9/1992 Bardes A41D 19/0075
294/1.3
- 5,222,777 A * 6/1993 Clonch E01H 1/1206
294/1.3
- 5,301,806 A * 4/1994 Olson A41D 19/0068
15/227
- 5,318,334 A * 6/1994 Madrid A01K 1/0125
294/1.3
- 5,704,670 A * 1/1998 Surplus A41D 19/0075
2/159

- 5,725,268 A * 3/1998 Besasie E01H 1/1206
294/1.3
- D652,183 S * 1/2012 Hall D30/162
- D668,009 S * 9/2012 Soderlund D30/162
- D675,791 S * 2/2013 Cubelo D30/161
- D722,408 S * 2/2015 Nakai D30/162
- D866,881 S * 11/2019 Hathaway D30/162

* cited by examiner

Primary Examiner — Michael C Stout

Assistant Examiner — Katrina N Gonzalez

(74) *Attorney, Agent, or Firm* — Entralta P.C.; Justin G. Sanders; Peter D. Weinstein

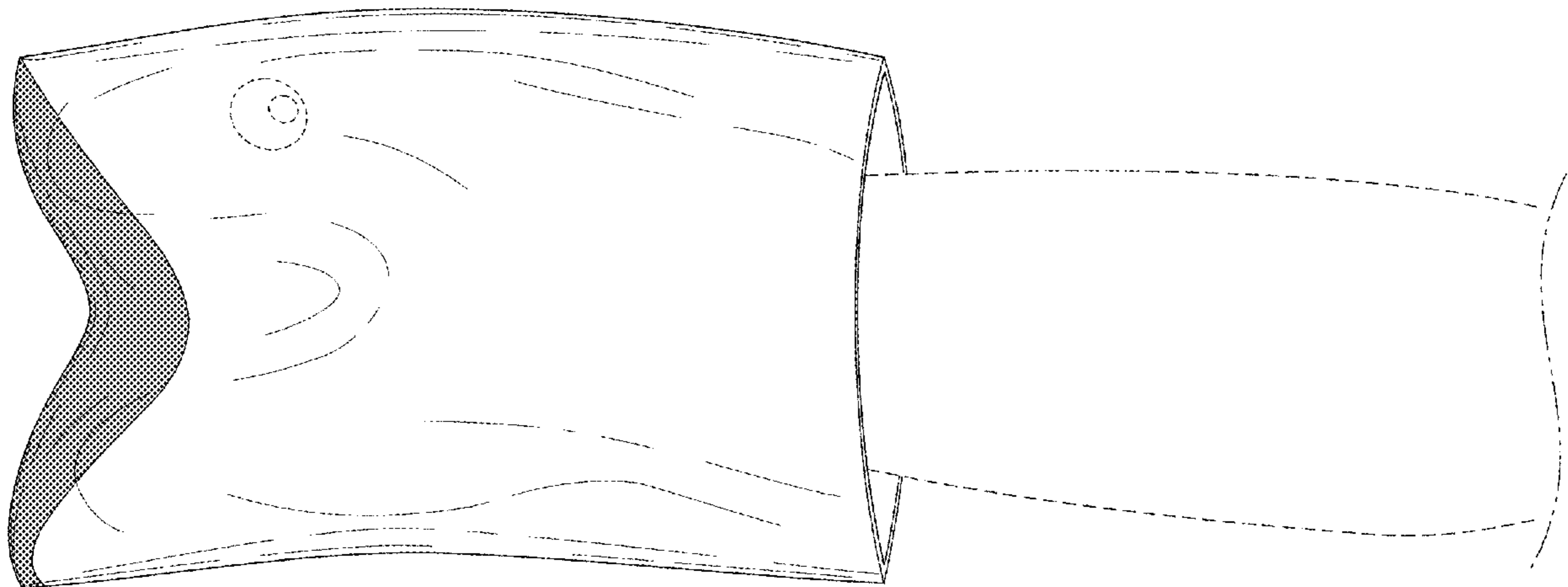
(57) **CLAIM**

The ornamental design for a pet waste bag with mouth, as shown and described.

DESCRIPTION

FIG. 1 is a left side view of my new pet waste bag with mouth design;
 FIG. 2 is a right side view thereof;
 FIG. 3 is a front view thereof;
 FIG. 4 is a rear view thereof;
 FIG. 5 is a top view thereof;
 FIG. 6 is a bottom view thereof;
 FIG. 7 is a perspective view thereof; and,
 FIG. 8 is another perspective view thereof, but shown in a configuration of use for clarity of illustration.
 The broken lines illustrate portions of the pet waste bag with mouth that form no part of the claimed design. The broken lines showing the arm in FIG. 8 illustrate environmental structure that forms no part of the claimed design.

1 Claim, 3 Drawing Sheets



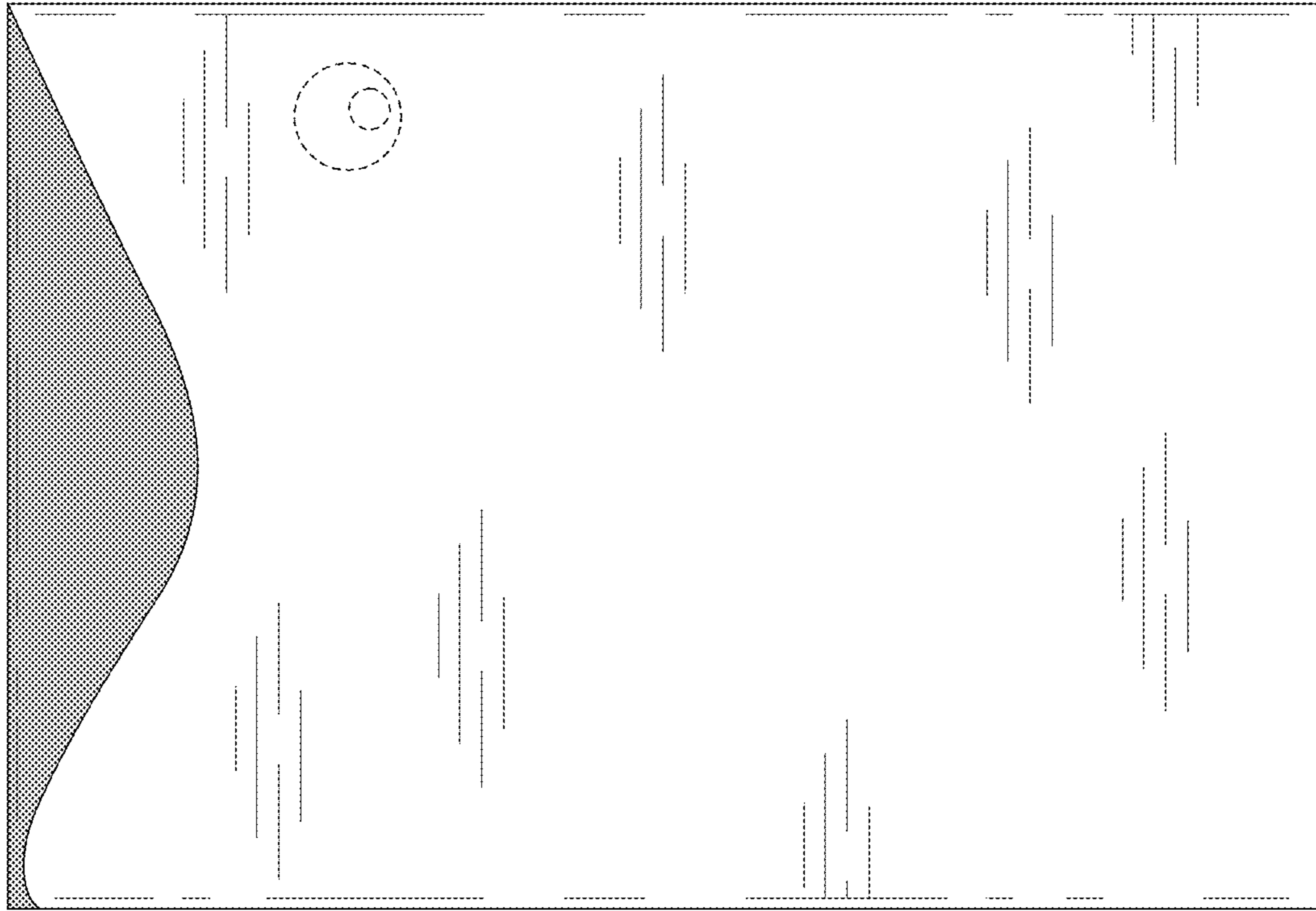


Fig. 1

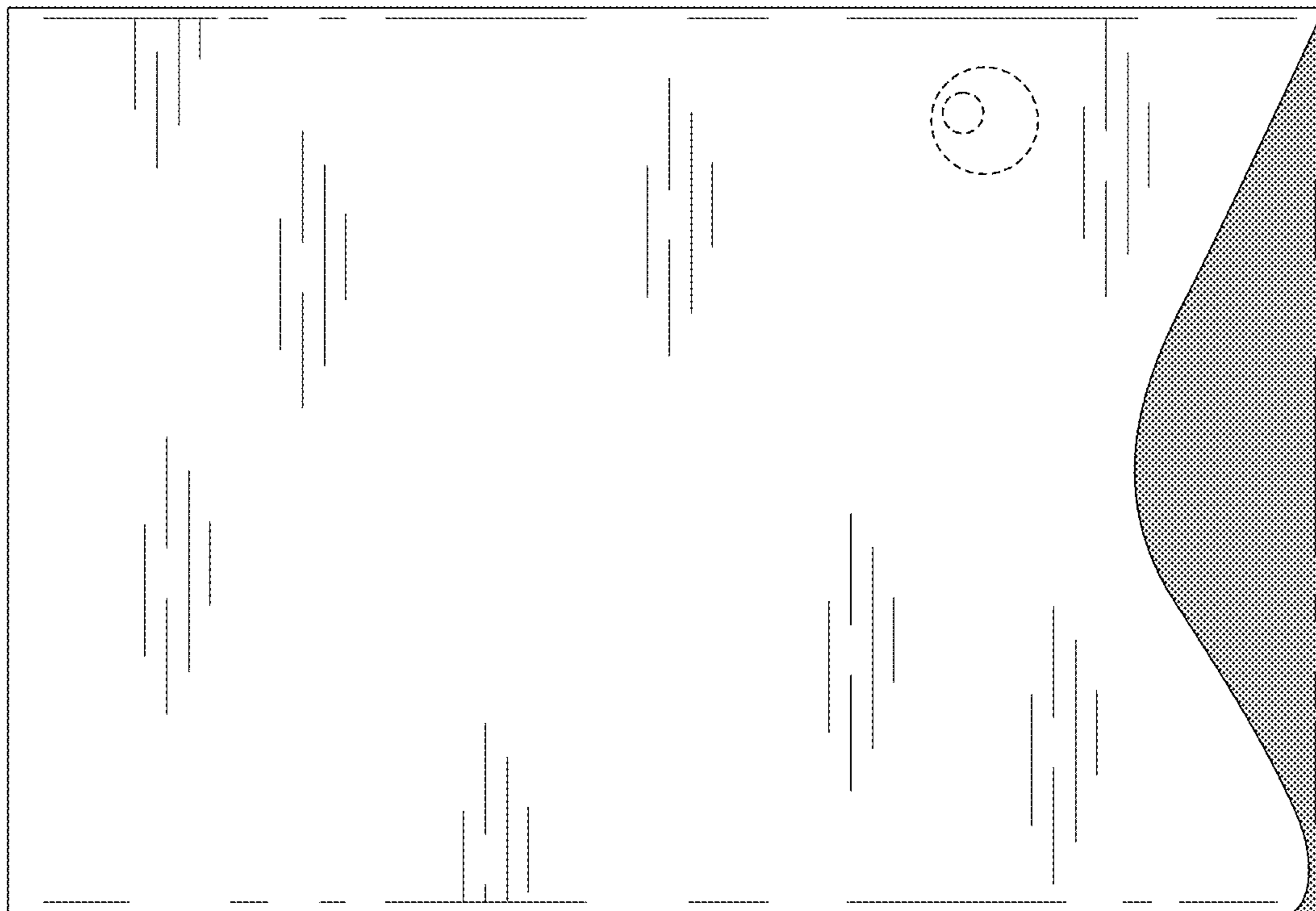


Fig. 2



Fig. 3



Fig. 4




Fig. 5




Fig. 6

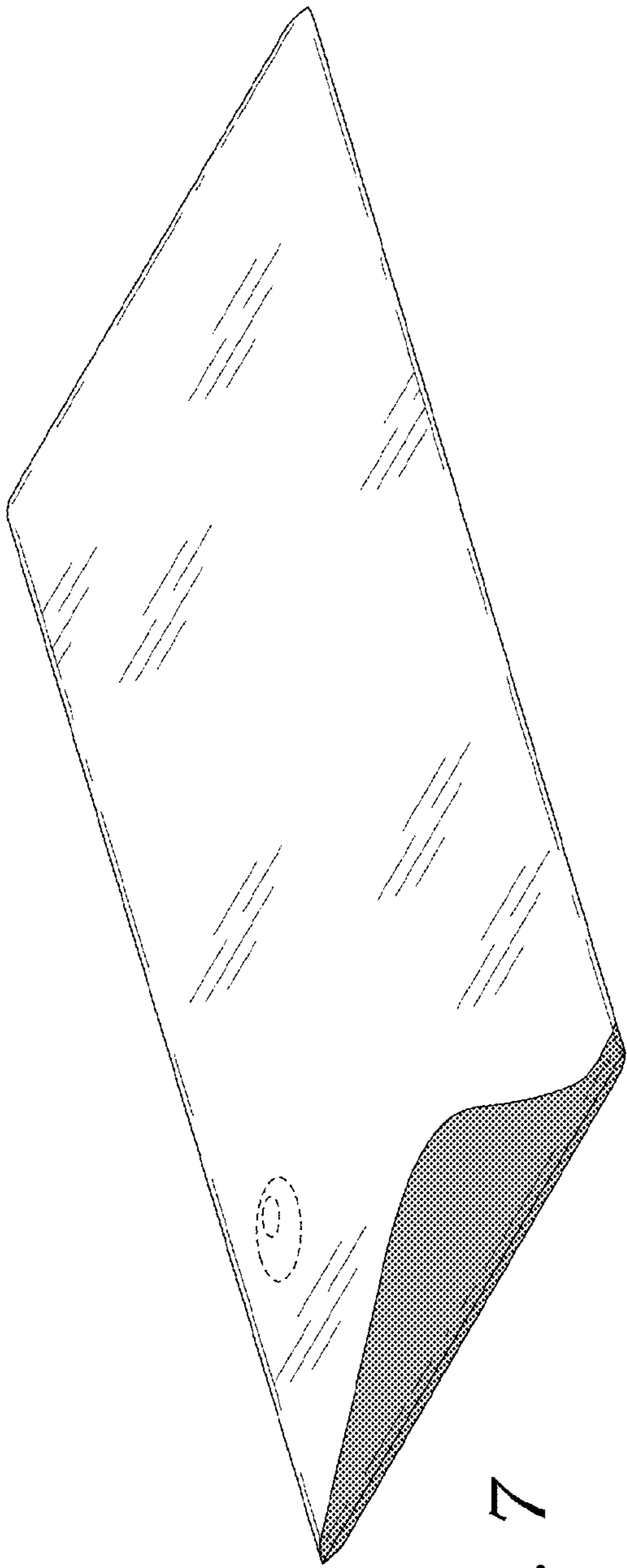


Fig. 7

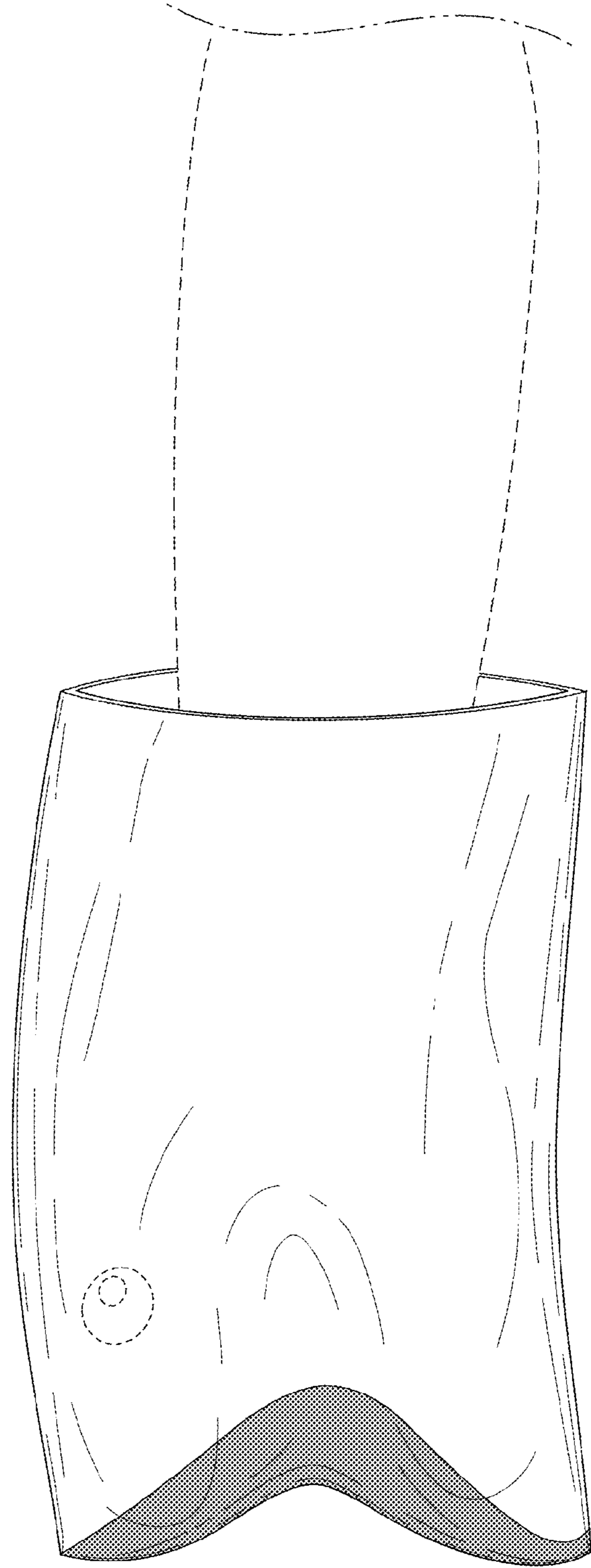


Fig. 8