

US00D895214S

(12) **United States Design Patent** (10) **Patent No.:** **US D895,214 S**
Sanders et al. (45) **Date of Patent:** **** Sep. 1, 2020**

(54) **BROWGUARD WITH VISOR AND HARNESS**

(71) Applicant: **JSP Limited**, Witney, Oxfordshire (GB)

(72) Inventors: **Stephen Francis Sanders**, Witney (GB); **Jack Wyld**, Witney (GB)

(73) Assignee: **JSP Limited**, Oxfordshire (GB)

(**) Term: **15 Years**

(21) Appl. No.: **29/708,332**

(22) Filed: **Oct. 4, 2019**

(30) **Foreign Application Priority Data**

Apr. 5, 2019 (EM) 006370300

(51) **LOC (12) Cl.** **29-02**

(52) **U.S. Cl.**
USPC **D29/110**

(58) **Field of Classification Search**
USPC D29/109–110, 122, 104–105, 107;
D24/110.2

CPC A41D 13/1184; A42B 3/225
See application file for complete search history.

(56) **References Cited**

U.S. PATENT DOCUMENTS

- | | | | |
|---------------|--------|-------------|--------------------------|
| D254,100 S | 2/1980 | Breger | |
| 4,612,672 A * | 9/1986 | Schrack | A42B 3/16
2/411 |
| D392,073 S | 3/1998 | Lashley | |
| D456,568 S | 4/2002 | Ouellet | |
| D476,404 S | 6/2003 | Chen et al. | |

- | | | | |
|-------------------|---------|--------------|-----------------------------|
| D499,214 S * | 11/2004 | Cheng | D29/110 |
| 6,832,393 B2 | 12/2004 | Folkesson | |
| D563,603 S * | 3/2008 | Huh | D29/122 |
| D595,014 S | 6/2009 | Tinius | |
| D670,036 S * | 10/2012 | Folkesson | D29/108 |
| D683,501 S | 5/2013 | Klotz et al. | |
| D707,894 S | 6/2014 | Mehra et al. | |
| D712,598 S | 9/2014 | Mehra et al. | |
| D802,117 S | 11/2017 | Whitwood | |
| D811,663 S * | 2/2018 | Garland | D29/105 |
| D857,999 S * | 8/2019 | Hanner | D29/110 |
| 2007/0277294 A1 * | 12/2007 | Green | A41D 13/1184
2/410 |
| 2017/0112224 A1 * | 4/2017 | Gotti | A42B 3/225 |

* cited by examiner

Primary Examiner — Robert A Delehanty

(74) *Attorney, Agent, or Firm* — Faegre Drinker Biddle & Reath LLP

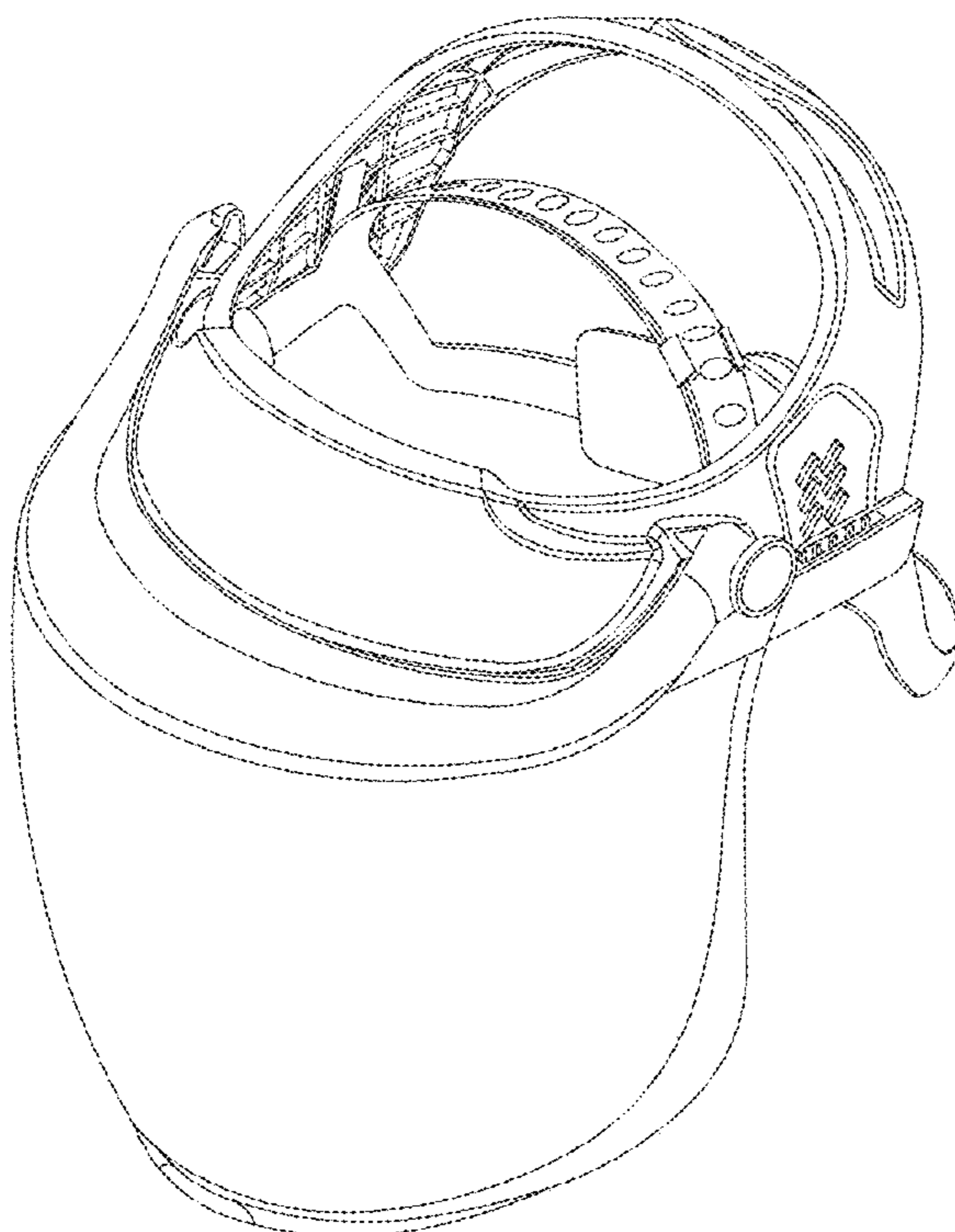
(57) **CLAIM**

The ornamental design for a browguard with visor and harness, as shown and described.

DESCRIPTION

FIG. 1 is a front perspective view of a browguard with visor and harness showing our new design;
 FIG. 2 is a front view thereof;
 FIG. 3 is a right side view thereof;
 FIG. 4 is a top view thereof;
 FIG. 5 is a rear view thereof; and,
 FIG. 6 is a bottom view thereof.
 Features shown in broken lines form no part of the claimed design.

1 Claim, 6 Drawing Sheets



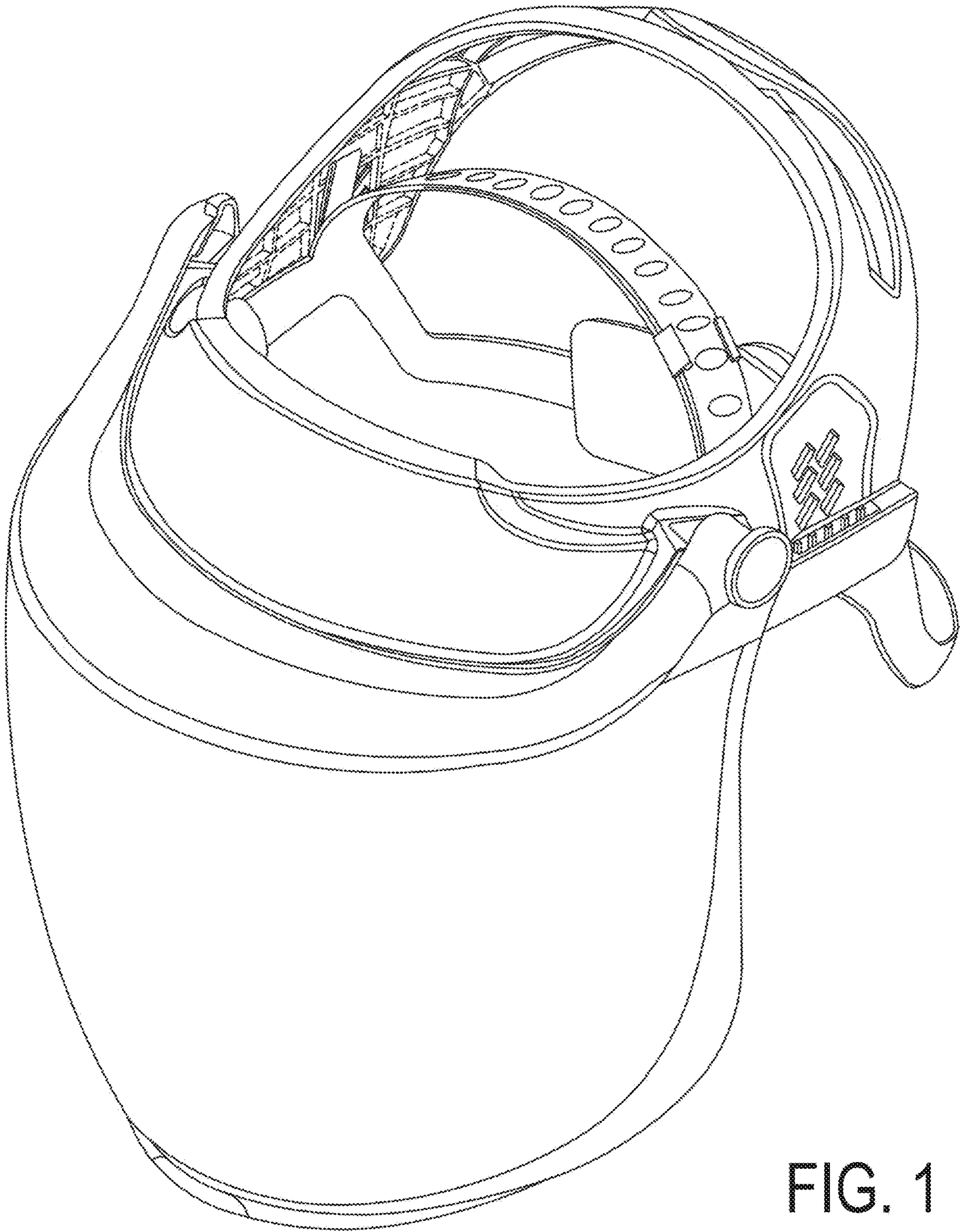


FIG. 1

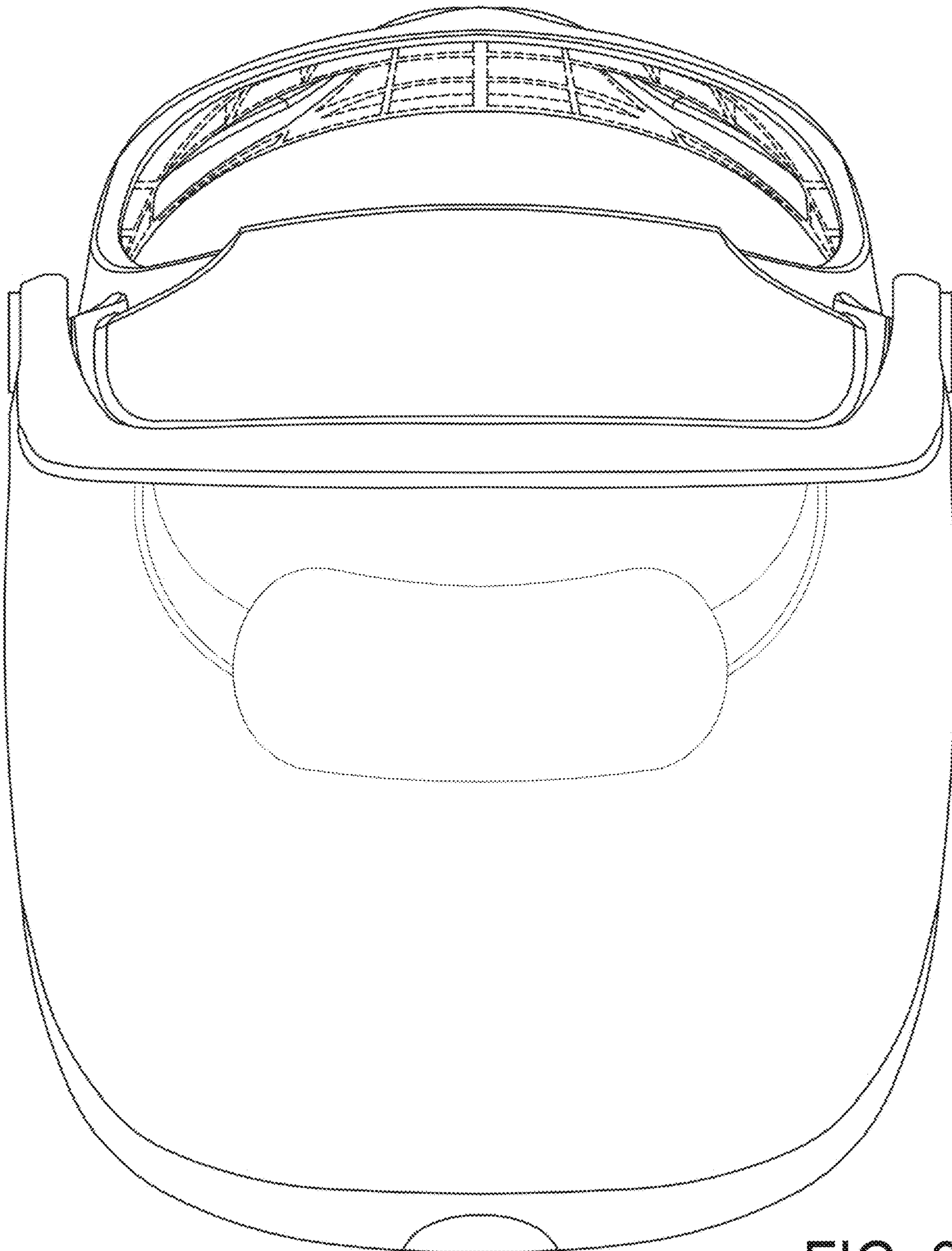


FIG. 2

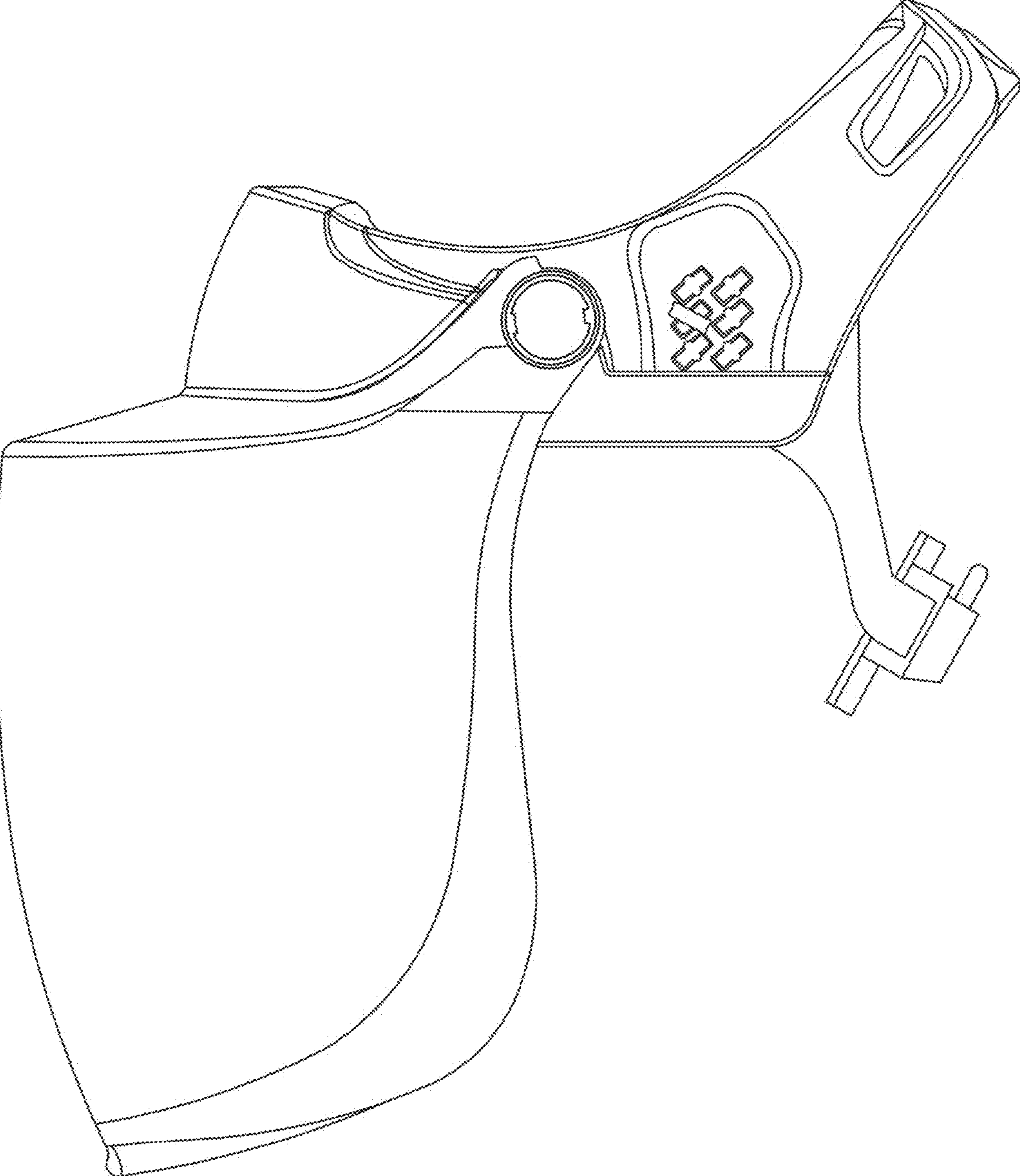


FIG. 3

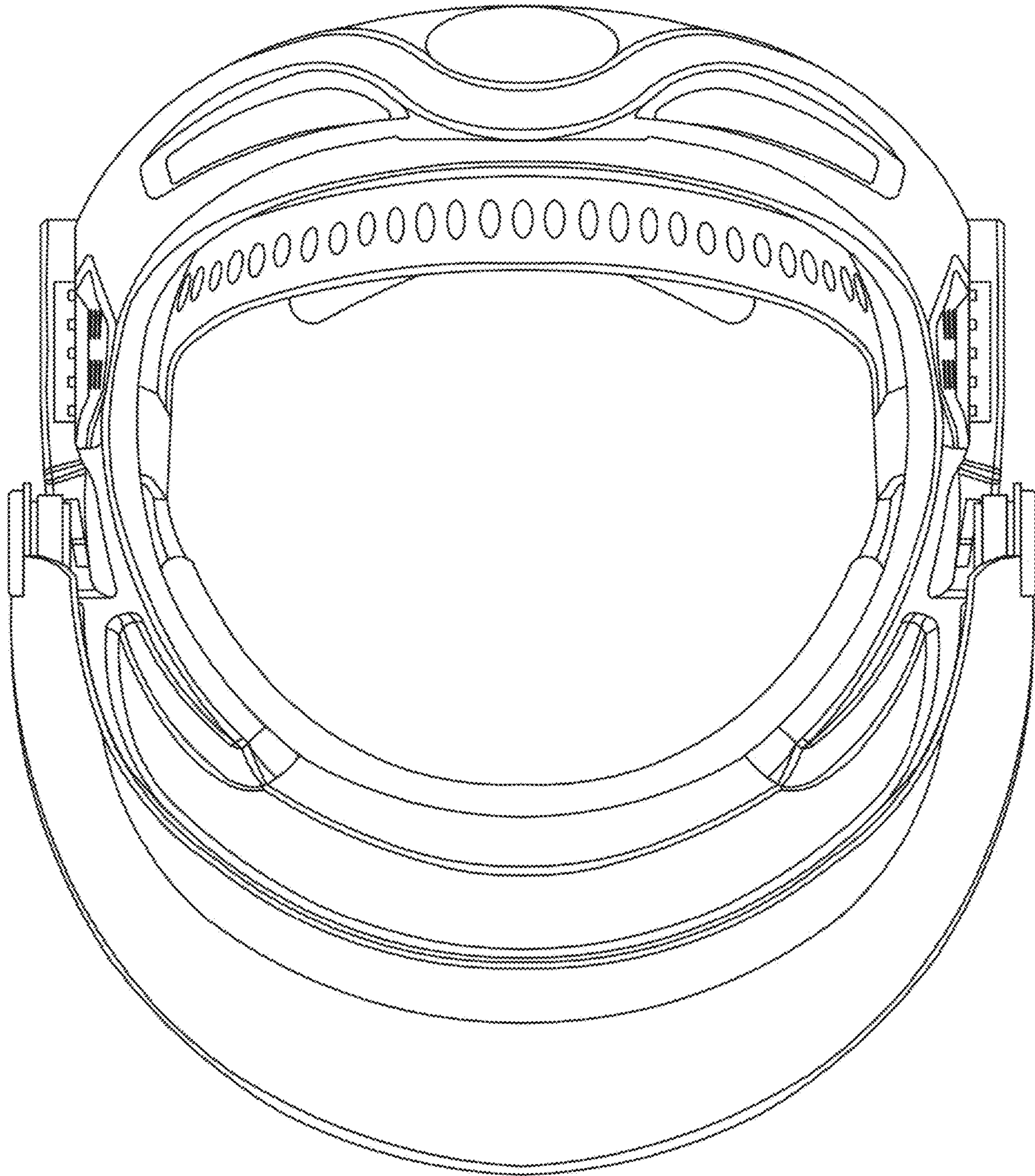


FIG. 4

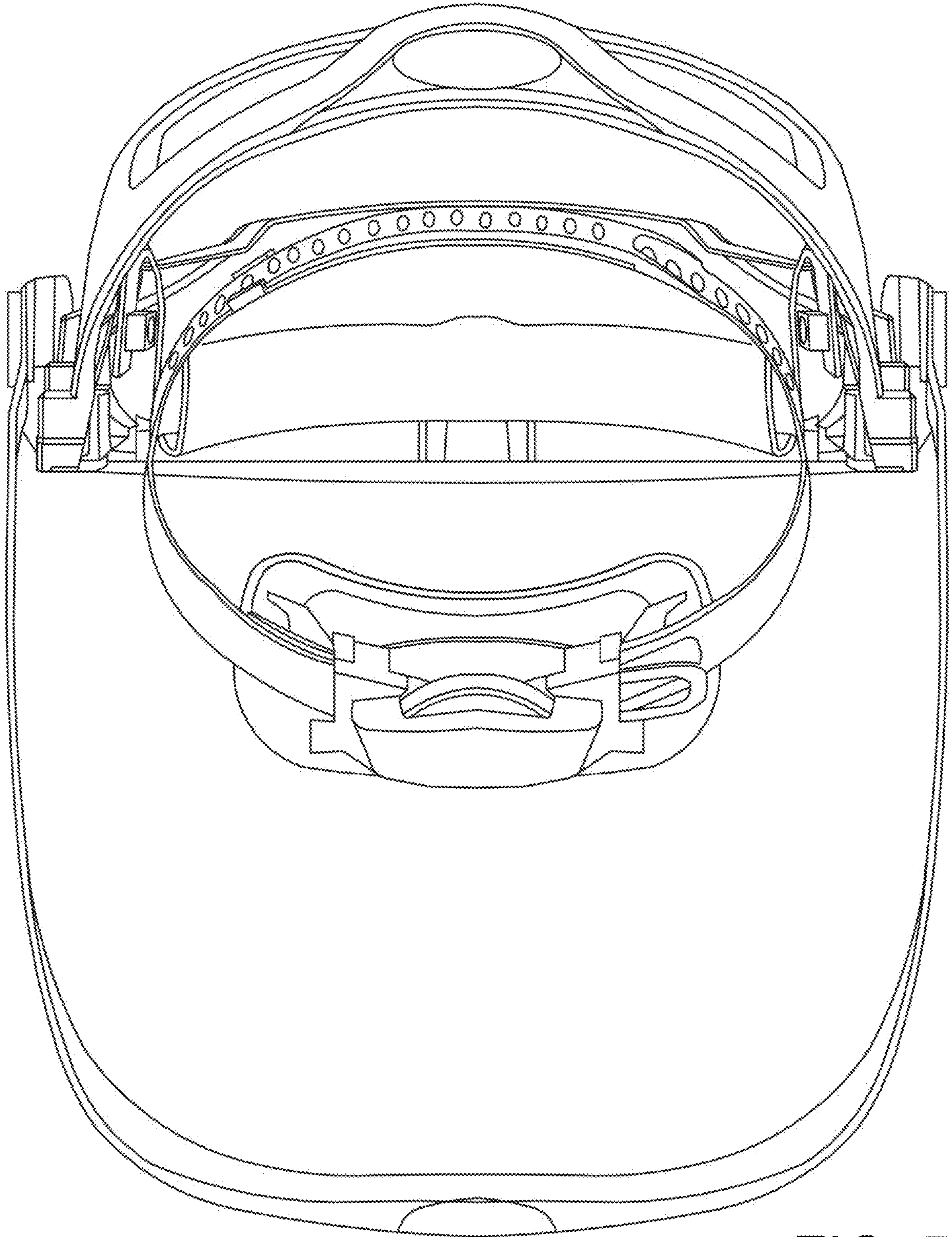


FIG. 5

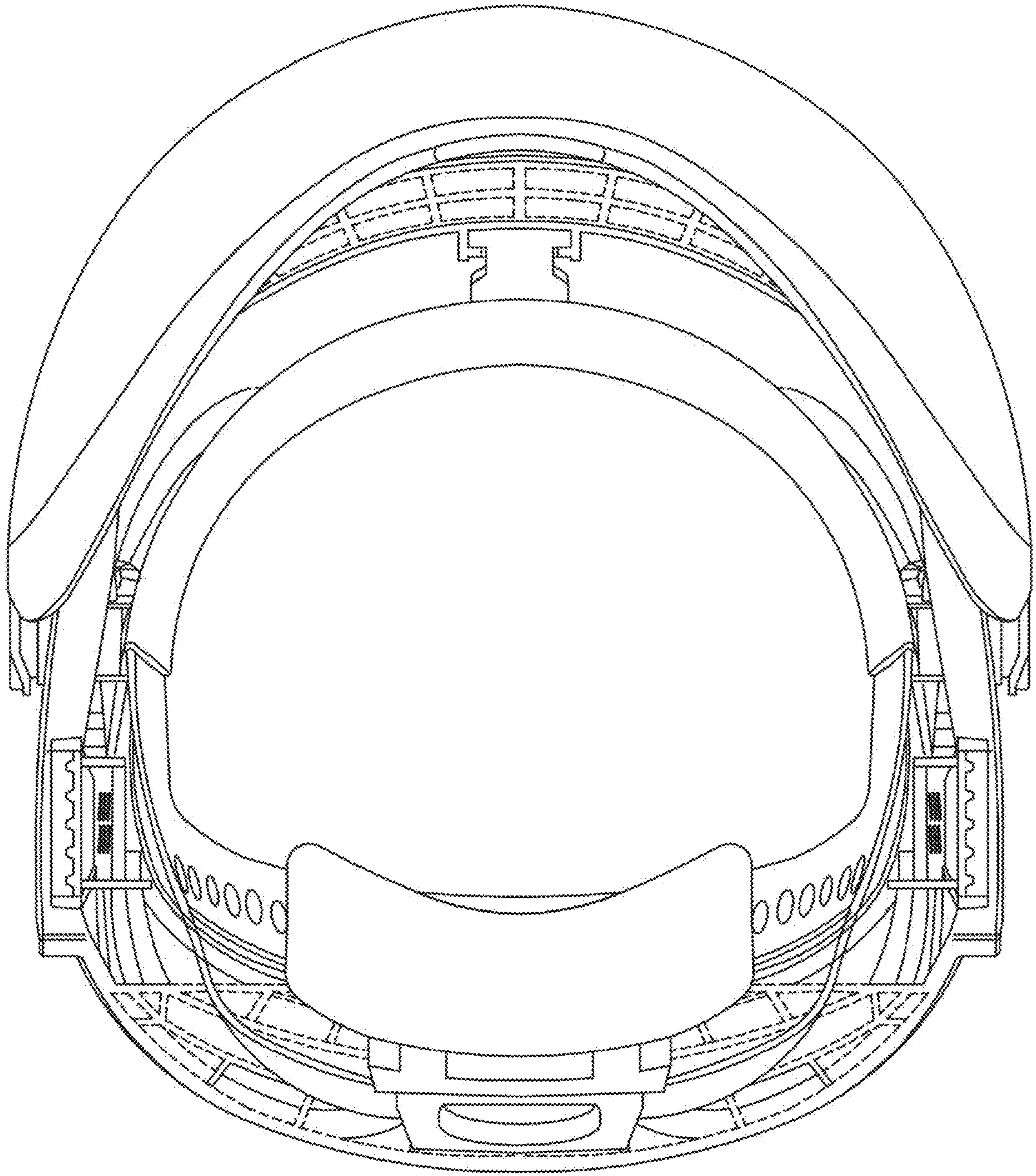


FIG. 6