



US00D895210S

(12) **United States Design Patent** (10) **Patent No.:** **US D895,210 S**
Wu (45) **Date of Patent:** **** Sep. 1, 2020**

(54) **NAIL POLISHER**
(71) Applicant: **Guangjie Wu**, Zhanjiang, Guangdong (CN)
(72) Inventor: **Guangjie Wu**, Zhanjiang (CN)
(**) Term: **15 Years**
(21) Appl. No.: **29/666,103**
(22) Filed: **Oct. 10, 2018**
(51) **LOC (12) Cl.** **28-03**
(52) **U.S. Cl.**
USPC **D28/58**; D28/59
(58) **Field of Classification Search**
USPC D28/56-59
CPC A45D 29/04; A45D 29/05; A45D 29/06;
A45D 29/11-14; A45D 2029/045; A45D
29/007; A45D 29/18
See application file for complete search history.

(56) **References Cited**
U.S. PATENT DOCUMENTS
5,762,077 A * 6/1998 Griffiths, Jr. A45D 29/007
132/318
D405,232 S * 2/1999 Stevens D24/133
D452,589 S * 12/2001 Lie D28/58
6,640,811 B2 * 11/2003 Cho A45D 29/05
132/73.6
D751,762 S * 3/2016 Hollinger D28/58
D781,496 S * 3/2017 Butler D28/58
D781,497 S * 3/2017 Butler D28/58
2006/0137703 A1 * 6/2006 Kling A45D 29/05
132/73.6
2011/0226268 A1 * 9/2011 Filonczuk A45D 29/05
132/73.6

2013/0092182 A1 * 4/2013 Stockbauer A61B 17/54
132/75.8
2015/0150353 A1 * 6/2015 Yiu A45D 29/14
132/75.6
2019/0307225 A1 * 10/2019 Yang A45D 34/042
2020/0037727 A1 * 2/2020 Butler A45D 29/14

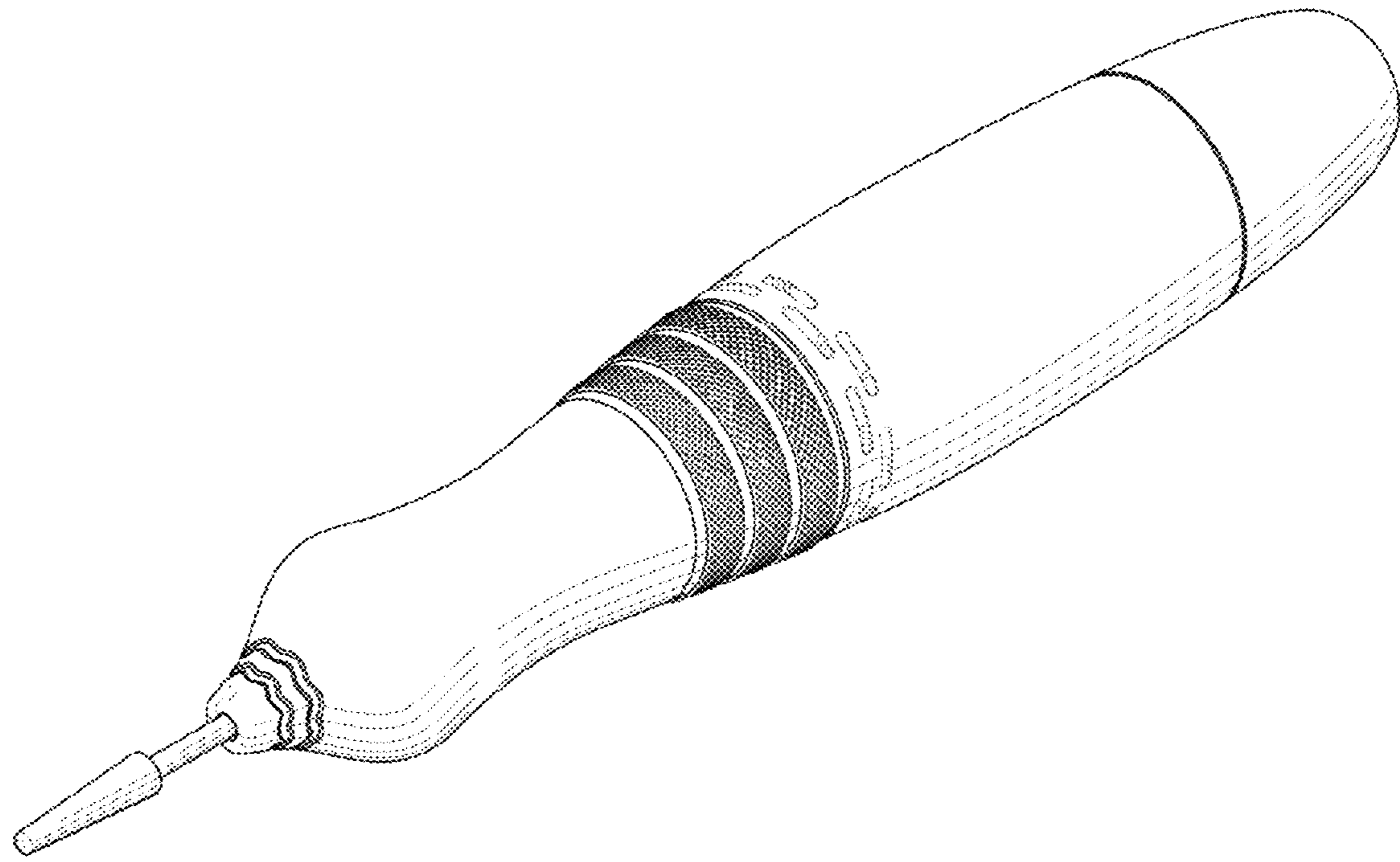
OTHER PUBLICATIONS
DOCKEB Electric Nail drill, www.amazon.com, 1 page, down-
loaded Apr. 25, 2020 (Year: 2020).*
Bestidy Nail Drill Machine, www.amazon.com, 1 page, down-
loaded Apr. 25, 2020 (Year: 2020).*

* cited by examiner
Primary Examiner — Jennifer Rivard
(74) *Attorney, Agent, or Firm* — Juan Carlos A. Marquez;
Marquez IP Law Office, PLLC

(57) **CLAIM**
The ornamental design for a nail polisher, as shown and
described.

DESCRIPTION
FIG. 1 is a perspective view of a nail polisher, showing my
new design;
FIG. 2 is a front view thereof, a rear view being omitted
because it is the same as the front view;
FIG. 3 is a left-side view thereof;
FIG. 4 is a right-side view thereof; and,
FIG. 5 is a top view thereof; a bottom view being omitted
because it is the same as the top view.

1 Claim, 5 Drawing Sheets



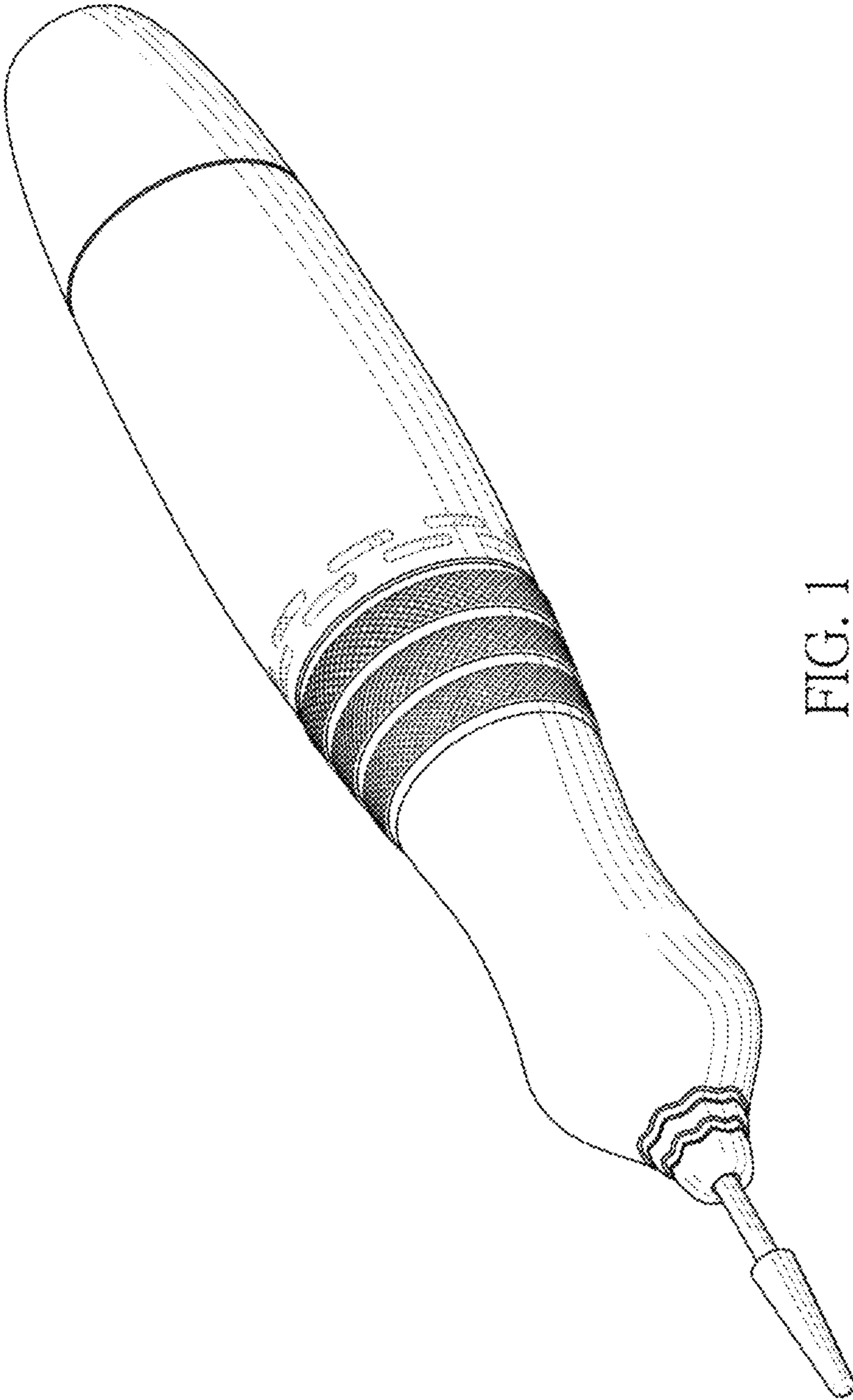


FIG. 1

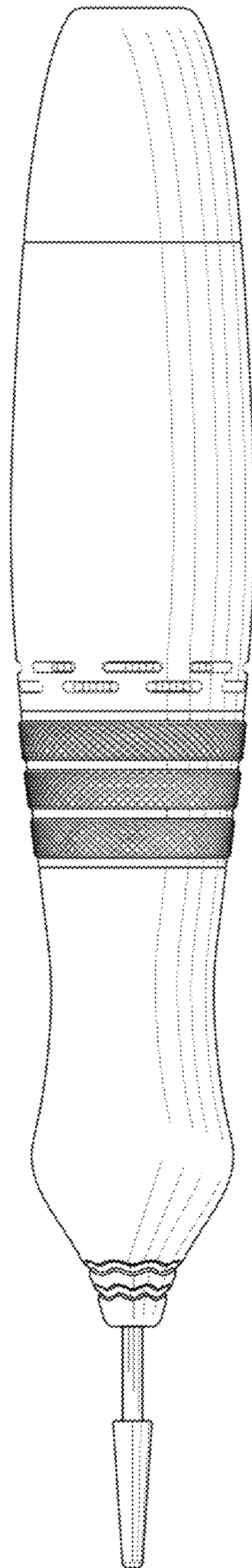


FIG. 2

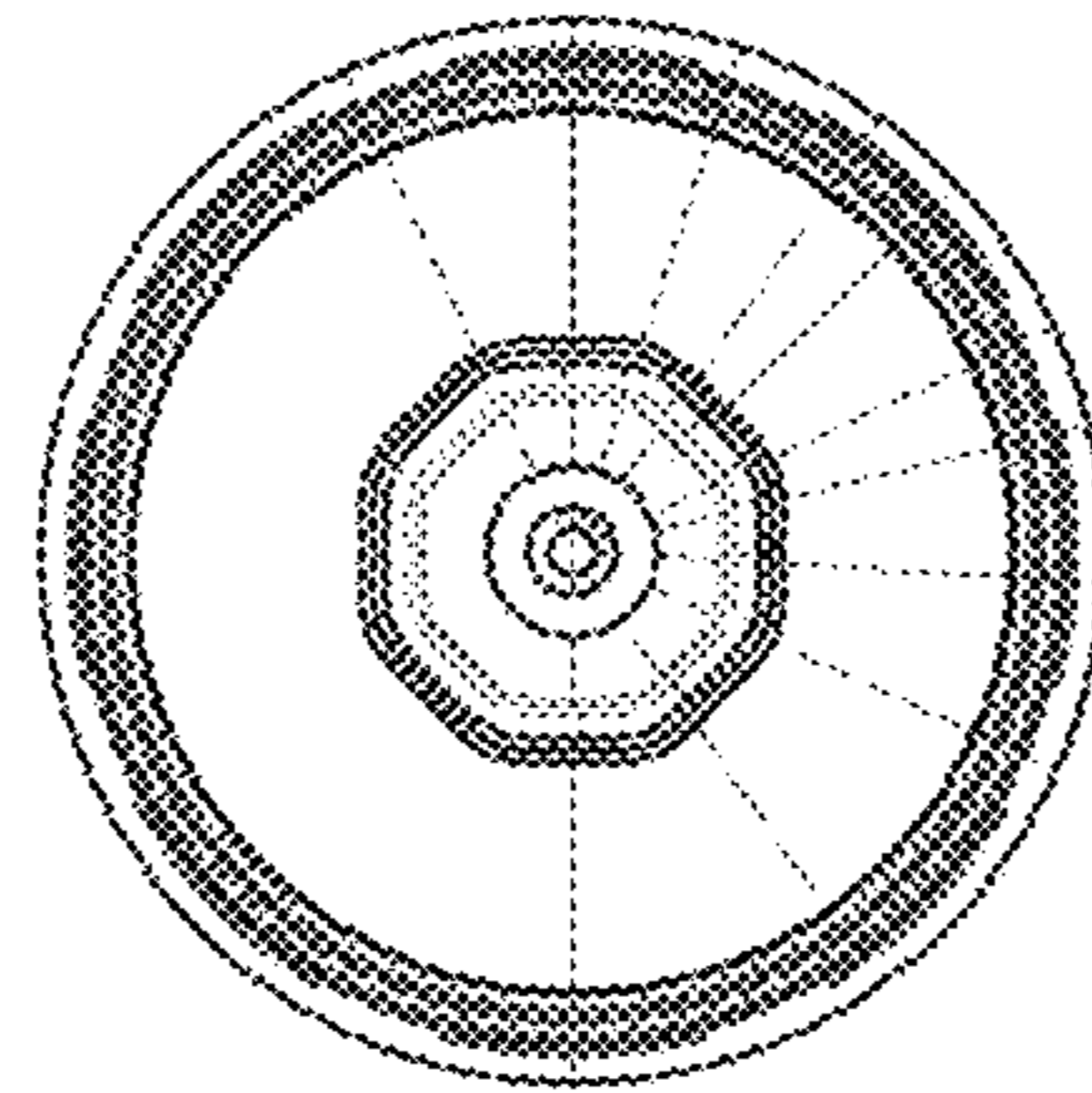


FIG. 3

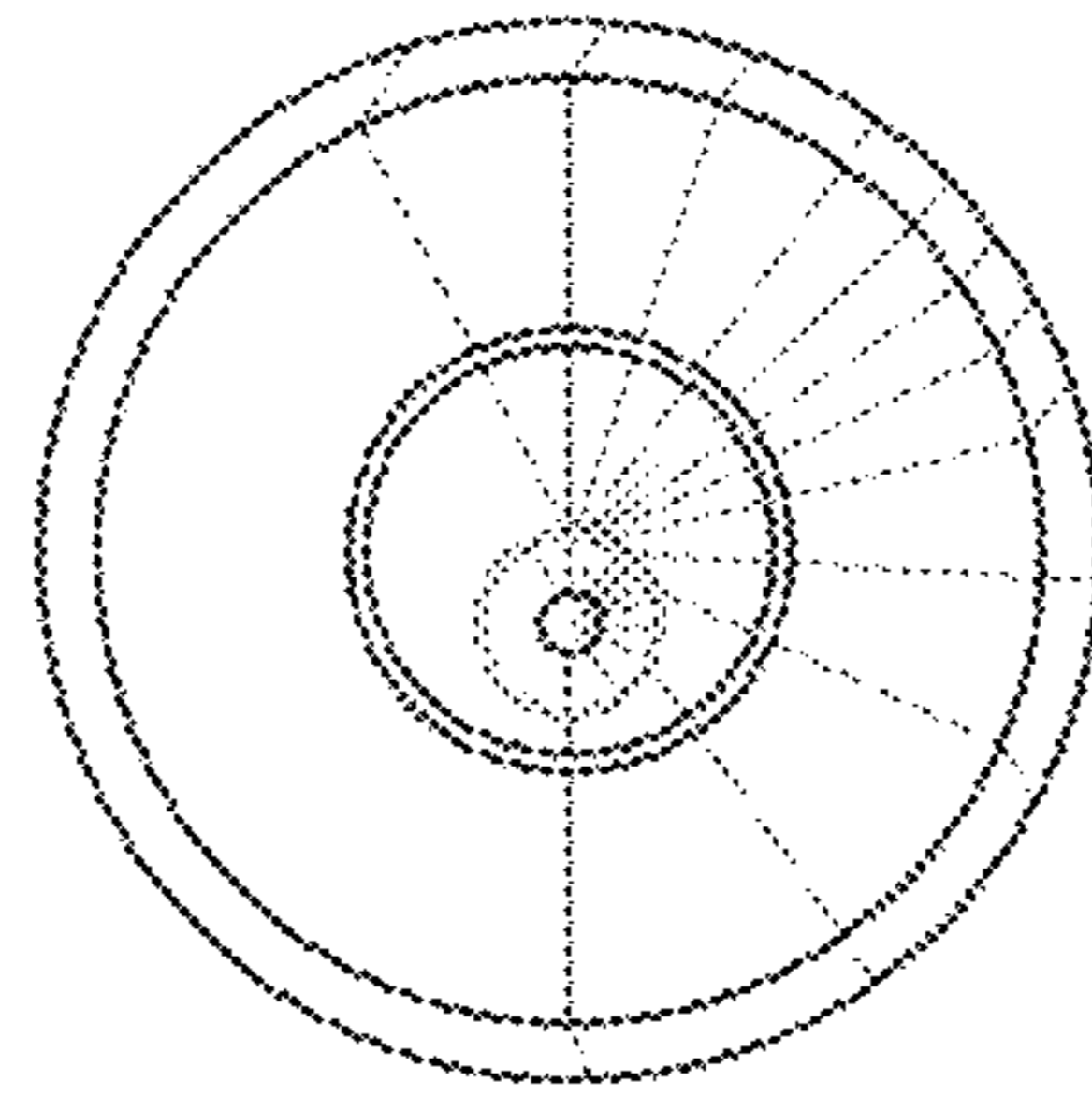


FIG. 4

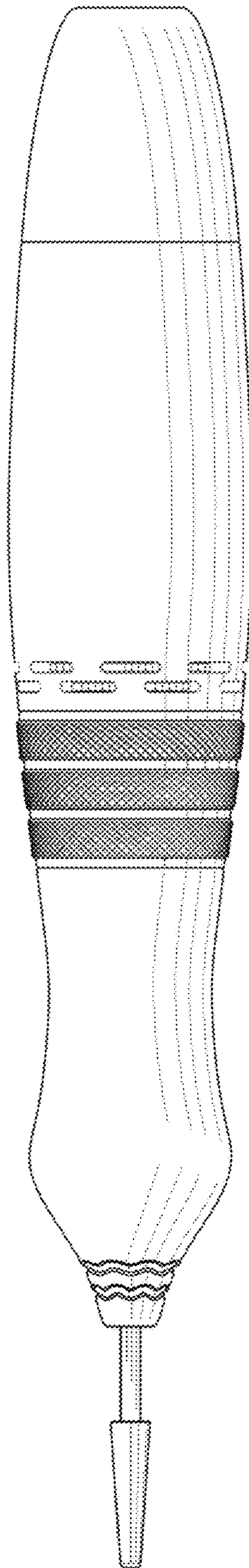


FIG. 5