



US00D895202S

(12) **United States Design Patent** (10) **Patent No.:** **US D895,202 S**  
**Silva et al.** (45) **Date of Patent:** **\*\* Sep. 1, 2020**

(54) **COSMETIC TOOL WITH ROLLING APPLICATOR**

(71) Applicant: **Rea.deeming Beauty, Inc.**, Bethlehem, PA (US)

(72) Inventors: **Rea Ann Silva**, Bethlehem, PA (US); **Brittany Blass**, Venice, CA (US)

(73) Assignee: **REA.DEEMING BEAUTY, INC.**, Bethlehem, PA (US)

(\*\*) Term: **15 Years**

(21) Appl. No.: **29/724,302**

(22) Filed: **Feb. 13, 2020**

**Related U.S. Application Data**

(60) Division of application No. 29/702,912, filed on Aug. 22, 2019, now Pat. No. Des. 878,674, which is a division of application No. 29/686,144, filed on Apr. 2, 2019, now Pat. No. Des. 861,245, which is a continuation of application No. 16/370,053, filed on Mar. 29, 2019.

(51) **LOC (12) Cl.** ..... **28-03**

(52) **U.S. Cl.**  
USPC ..... **D28/7**

(58) **Field of Classification Search**  
USPC ..... D28/7, 8, 99; D4/132-138  
CPC ..... A45D 40/00; A45D 40/26; A45D 40/261; A45D 40/262; A45D 40/264; A45D 40/28; A45D 2200/10; A45D 2200/1018; A45D 2200/1036; A45D 2200/109  
See application file for complete search history.

(56) **References Cited**

**U.S. PATENT DOCUMENTS**

212,904 A 3/1879 Davids  
693,064 A 2/1902 Proben et al.  
1,635,744 A 7/1927 William

1,748,762 A 2/1930 Gilbert  
1,872,832 A 8/1932 Simon  
1,911,027 A 5/1933 Georgia  
D105,722 S 8/1937 Widmann  
2,515,254 A 7/1950 Nosker  
2,515,524 A 7/1950 Manzel  
D211,549 S 6/1968 Christopher  
D214,608 S 7/1969 Howell  
4,205,664 A 6/1980 Baccialon  
(Continued)

**FOREIGN PATENT DOCUMENTS**

GB 2160105 A 12/1985

*Primary Examiner* — Zenia I Bennett

(74) *Attorney, Agent, or Firm* — Brooks Acordia IP Law, PC; Pejman Yedidsion; Christopher Weiss

(57) **CLAIM**

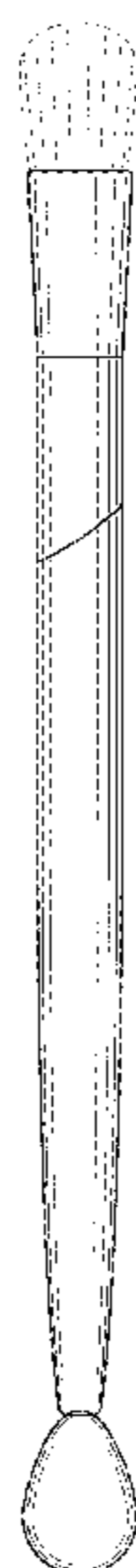
The ornamental design for a cosmetic tool with rolling applicator, as shown and described.

**DESCRIPTION**

FIG. 1 is a right side elevational view of a cosmetic tool with rolling applicator showing the new design; FIG. 2 is a left side elevational view of the embodiment illustrated in FIG. 1; FIG. 3 is a front elevational view of the embodiment illustrated in FIG. 1; FIG. 4 is a rear elevational view of the embodiment illustrated in FIG. 1; and, FIG. 5 is top plan view of the embodiment illustrated in FIG. 1.

Surface shading is used to shade FIGS. 1-5 to show clearly the character and contour of all surfaces of the 3-dimensional aspects of the design and form a part of the design sought to be protected. The broken lines are for illustrative purposes only and form no part of the claimed design. The design shown is not to be limited to any particular size and may be scaled larger or smaller.

**1 Claim, 3 Drawing Sheets**



(56)

References Cited

U.S. PATENT DOCUMENTS

D270,669 S 9/1983 Cassai et al.  
 D279,126 S 6/1985 Kaeser  
 4,550,718 A 11/1985 Kaeser  
 D282,974 S 3/1986 Cassai et al.  
 D300,956 S 5/1989 Cassai et al.  
 D315,408 S 3/1991 Duk  
 5,176,754 A 1/1993 Hirzel  
 D349,771 S 8/1994 Heiligenstein et al.  
 D351,658 S 10/1994 Beckman  
 D358,655 S 5/1995 Ivy  
 5,816,270 A 10/1998 Nadel  
 6,245,037 B1 6/2001 Reum et al.  
 D445,508 S 7/2001 Gladieux, I et al.  
 6,484,341 B2 11/2002 Hefti et al.  
 6,782,894 B2 8/2004 Shum  
 6,811,340 B2 11/2004 Petit  
 7,169,120 B2\* 1/2007 Murdock ..... A61H 15/0092  
 601/129  
 D556,335 S 11/2007 Hagege  
 7,435,029 B1\* 10/2008 Marini ..... A01K 13/003  
 401/188 R  
 D623,310 S 9/2010 Cheng  
 7,955,016 B2 6/2011 Gueret  
 D649,656 S 11/2011 Petersen  
 D654,811 S\* 2/2012 Song ..... D9/726  
 D662,601 S 6/2012 Matsushita  
 D666,304 S 8/2012 Matsushita  
 D669,590 S\* 10/2012 Matsushita ..... D24/211  
 D674,109 S 1/2013 Sedic

D677,392 S 3/2013 Bickford  
 D708,754 S 7/2014 Harangvolgyi  
 8,844,543 B2 9/2014 Bickford et al.  
 D716,466 S 10/2014 Kanbar et al.  
 8,894,311 B2 11/2014 Gueret  
 D740,433 S 10/2015 Zhu et al.  
 9,538,826 B2 1/2017 Pires et al.  
 9,578,949 B2 2/2017 Villarreal et al.  
 9,642,440 B2 5/2017 Thorpe et al.  
 9,827,589 B2 11/2017 Daviot et al.  
 D805,211 S 12/2017 Wu  
 9,936,790 B2 4/2018 Pires et al.  
 D824,177 S 7/2018 Salm  
 D835,419 S 12/2018 Lim  
 2008/0004553 A1 1/2008 Tsai  
 2008/0091128 A1 4/2008 Nan  
 2009/0270772 A1 10/2009 Kurosu  
 2009/0270779 A1 10/2009 Kurosu  
 2011/0125067 A1 5/2011 Filho  
 2012/0201593 A1 8/2012 Priore  
 2012/0312315 A1 12/2012 Gueret  
 2013/0056016 A1 3/2013 Guay et al.  
 2014/0234004 A1 8/2014 Thorpe et al.  
 2014/0288473 A1 9/2014 Matsushita  
 2014/0331422 A1 11/2014 Lim  
 2015/0026902 A1 1/2015 Berglund  
 2015/0374409 A1 12/2015 Chopdat et al.  
 2017/0127794 A1 5/2017 Villarreal et al.  
 2018/0042362 A1 2/2018 Berhault et al.  
 2018/0055195 A1 3/2018 Quema  
 2018/0070701 A1 3/2018 Evain et al.  
 2018/0116903 A1 5/2018 Matsushita

\* cited by examiner




FIG. 1




FIG. 2

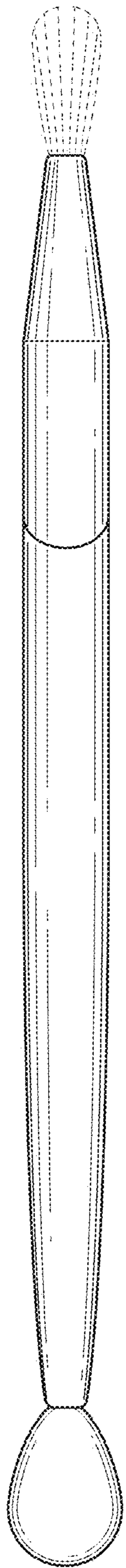


FIG. 3




FIG. 4

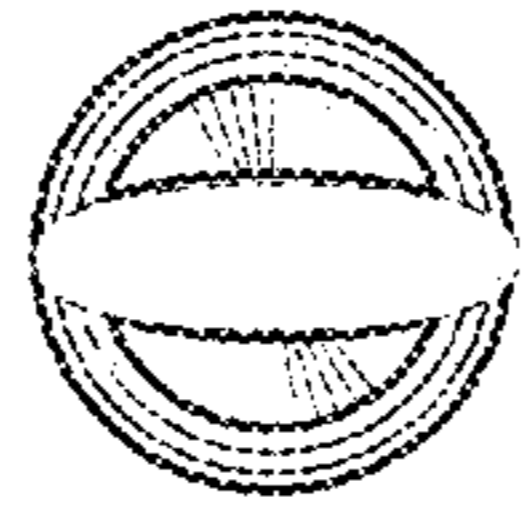


FIG. 5