

US00D895163S

(12) **United States Design Patent** (10) **Patent No.:** **US D895,163 S**
Repasky et al. (45) **Date of Patent:** **** Sep. 1, 2020**

(54) **PAVER GRID SUPPORT**
(71) Applicant: **Hanover Prest-Paving Company,**
Hanover, PA (US)
(72) Inventors: **Kevin Repasky,** Hanover, PA (US);
Brian Repasky, York, PA (US)
(73) Assignee: **Hanover Prest-Paving Company,**
Hanover, PA (US)

6,332,292 B1 12/2001 Buzon
6,363,685 B1 4/2002 Kugler
6,520,471 B2 2/2003 Jones et al.
6,604,330 B2 8/2003 Repasky
D593,220 S * 5/2009 Reed D25/153
8,128,312 B2 3/2012 Stuchell
D706,459 S * 6/2014 Schluter D25/138
9,228,361 B2 * 1/2016 Brisendine E04F 15/02405
9,593,489 B2 * 3/2017 DeChristofaro E04F 11/1043
D806,912 S * 1/2018 Bordin D25/158
9,863,155 B2 * 1/2018 Cerny E04F 15/225
2002/0078638 A1 6/2002 Huang

(Continued)

(**) Term: **15 Years**

(21) Appl. No.: **29/676,869**
(22) Filed: **Jan. 15, 2019**
(51) **LOC (12) Cl.** **25-01**
(52) **U.S. Cl.**
USPC **D25/153**
(58) **Field of Classification Search**
USPC D25/138, 152, 153
CPC E04F 15/08; E04F 15/02183; E04F
15/02194
See application file for complete search history.

OTHER PUBLICATIONS

Bison, "Bison Deck Supports ScrewJack B-Series Specifications",
pp. 1-4, Oct. 6, 2005.

(Continued)

Primary Examiner — Doris Clark
(74) *Attorney, Agent, or Firm* — Barley Snyder

(57) **CLAIM**

The ornamental design for a paver grid support, as shown
and described.

(56) **References Cited**

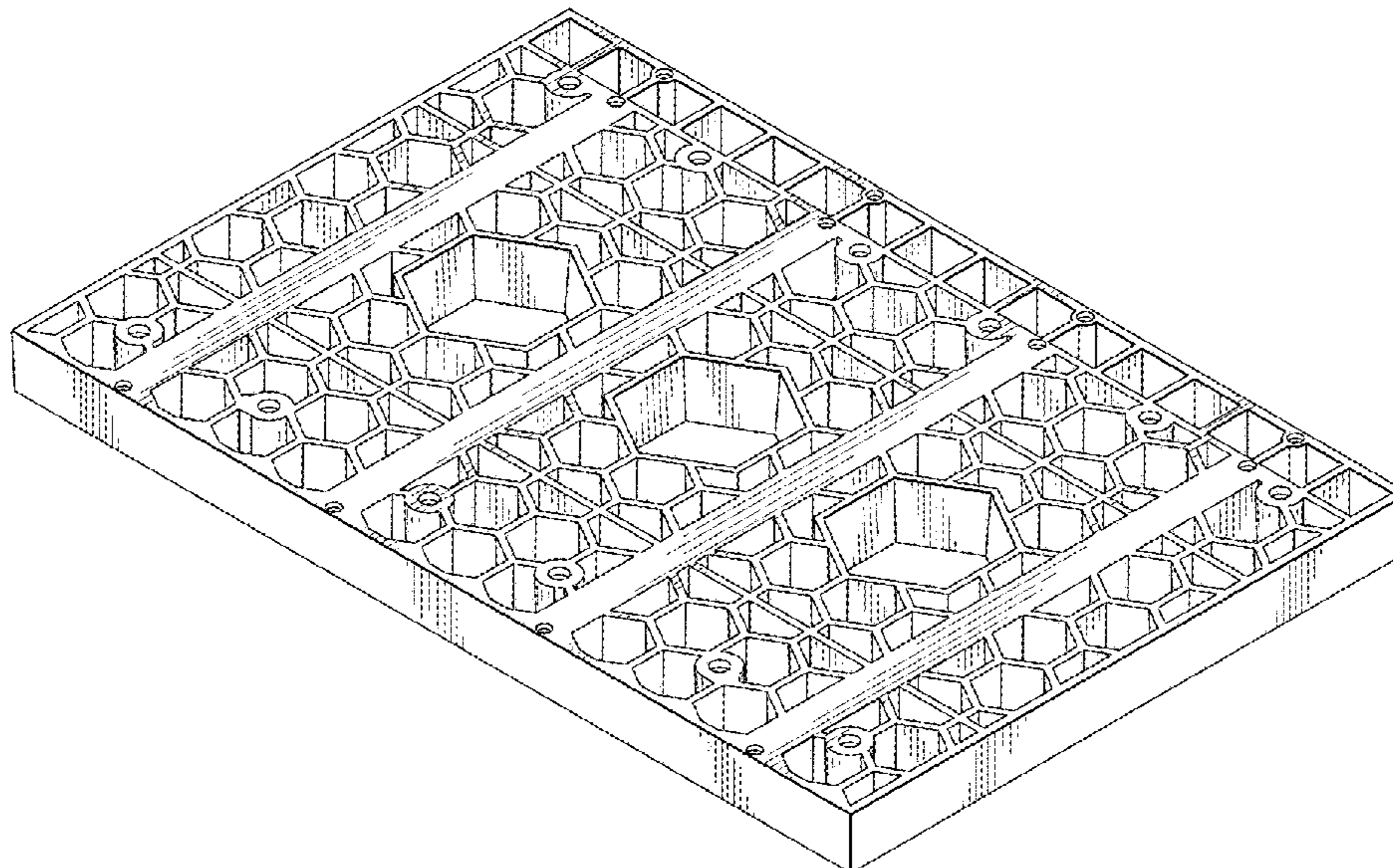
U.S. PATENT DOCUMENTS

4,085,557 A 4/1978 Tharp
D259,283 S * 5/1981 DeClute D25/153
4,277,923 A 7/1981 Rebentisch et al.
4,558,544 A 12/1985 Albrecht et al.
4,570,397 A 2/1986 Creske
4,759,162 A 7/1988 Wyse
4,901,490 A 2/1990 Zinniel et al.
4,996,804 A 3/1991 Naka et al.
5,333,423 A 8/1994 Propst
5,377,468 A 1/1995 Repasky
5,442,882 A 8/1995 Repasky
5,479,745 A 1/1996 Kawai et al.
5,588,264 A 12/1996 Buzon
5,791,096 A 8/1998 Chen
5,862,635 A 1/1999 Linse et al.

DESCRIPTION

FIG. 1 is a front, top and left side perspective view of a paver
grid support according to the invention;
FIG. 2 is a top plan view thereof;
FIG. 3 is a bottom plan view thereof;
FIG. 4 is a front elevation view thereof;
FIG. 5 is a rear elevation view thereof;
FIG. 6 is a left side elevation view thereof;
FIG. 7 is a right side elevation view thereof;
FIG. 8 is a front, bottom and left side perspective view of the
paver grid support; and,
FIG. 9 is a front, bottom and right side perspective view of
the paver grid support.

1 Claim, 7 Drawing Sheets



(56)

References Cited

U.S. PATENT DOCUMENTS

2002/0148173 A1 10/2002 Kugler
2004/0035064 A1 2/2004 Kugler et al.
2004/0074170 A1 4/2004 Huang
2004/0261325 A1 12/2004 Glynos
2008/0053017 A1 3/2008 Hockemeyer et al.
2008/0053018 A1 3/2008 Hockemeyer et al.
2008/0222973 A1 9/2008 Lee et al.

OTHER PUBLICATIONS

Bison, "Bison ScrewJack B Series Pedestals", pp. 1-2, Sep. 30, 2005.

Elmich, "VersiJack", 9 pages, Oct. 9, 2006.

Wausau Tile, "Pedestal/Roof Deck System Components", (<http://www.wausautile.com/paving/pedestalRoofDeckSystems.cfm>) Apr. 3, 2009.

Wausau Tile, "Terra System One Level Installation, Terr-Adjust System", (<http://www.wausautile.com>), Apr. 3, 2009.

Wausau Tile, "Terra System One Level Installation, Terra-Stand System", (<http://www.wausautile.com>), Apr. 3, 2009.

Westile, "Pedestals", (<http://www.westile.com/pedestal.asp?img=13&cat=comm&ped=acc>) Apr. 3, 2009.

Westile, "ScrewJack Pedestals", (<http://www.westile.com>), Dec. 2006.

SilcaSystem, A Better Way to Build a Deck, www.SilcaSystem.com, 2 pages.

SilcaSystem, Intstallation Guide for Silca Grate, www.SilcaSystem.com, 2 pages.

* cited by examiner

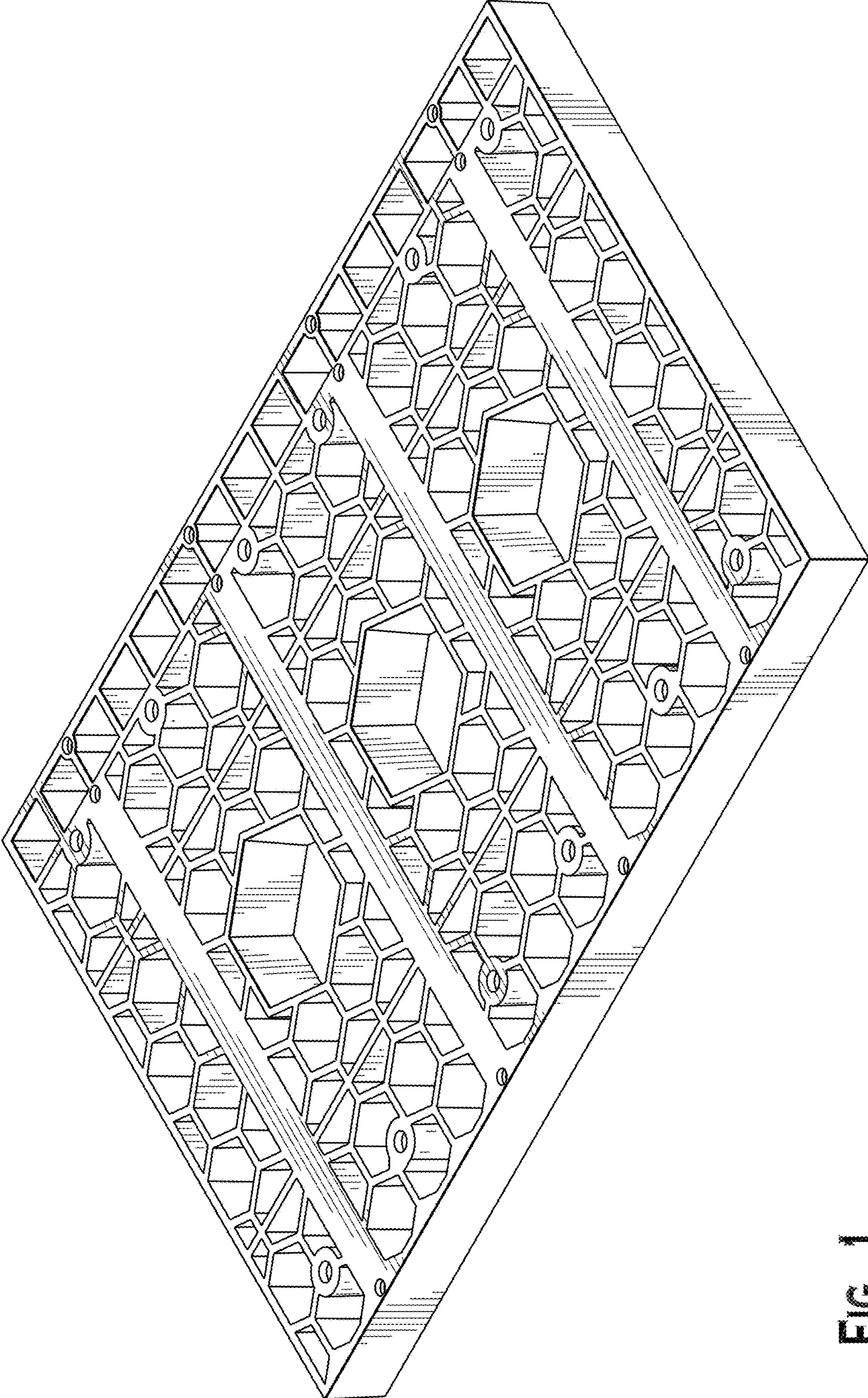


FIG. 1

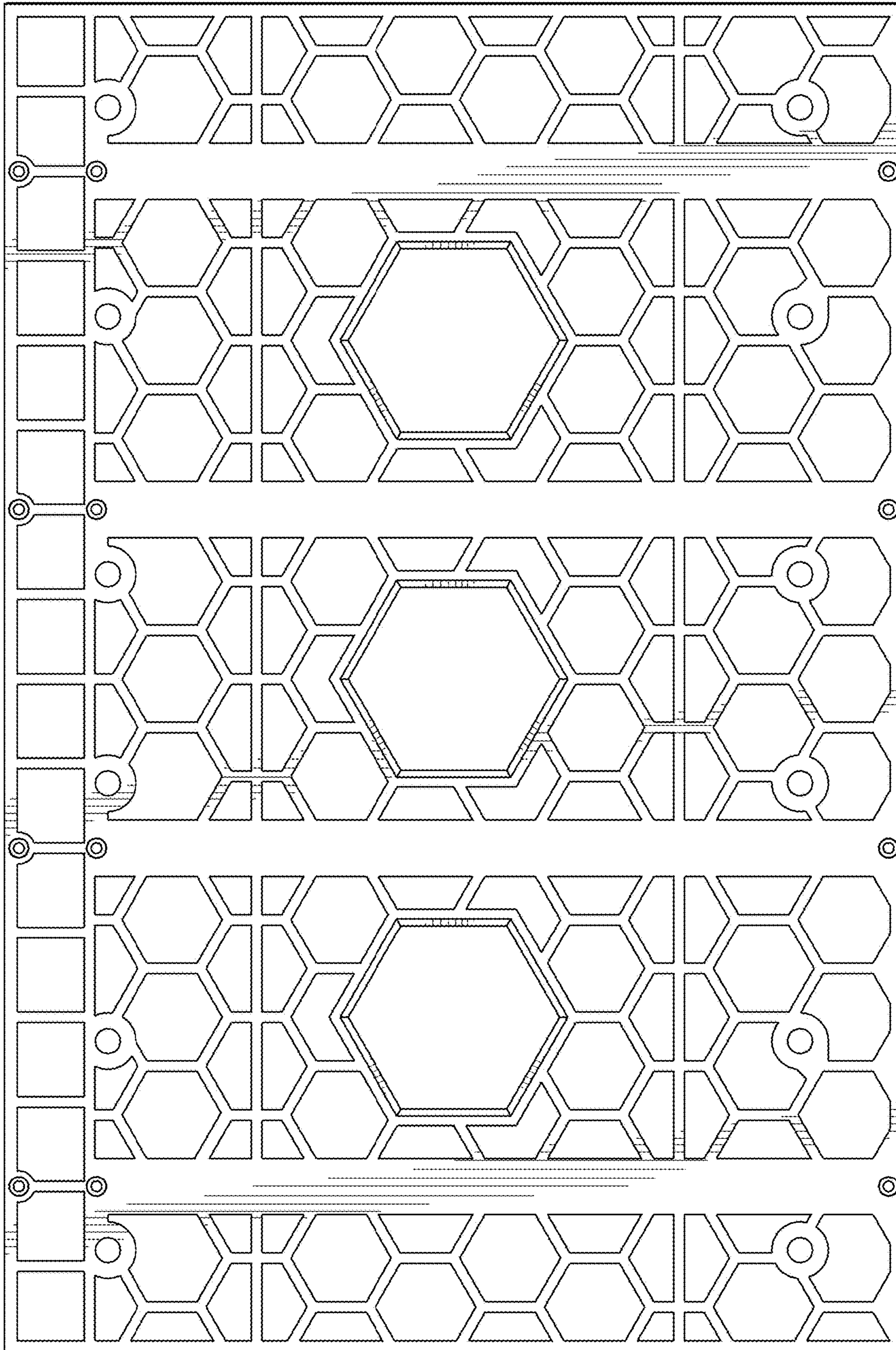


FIG. 2

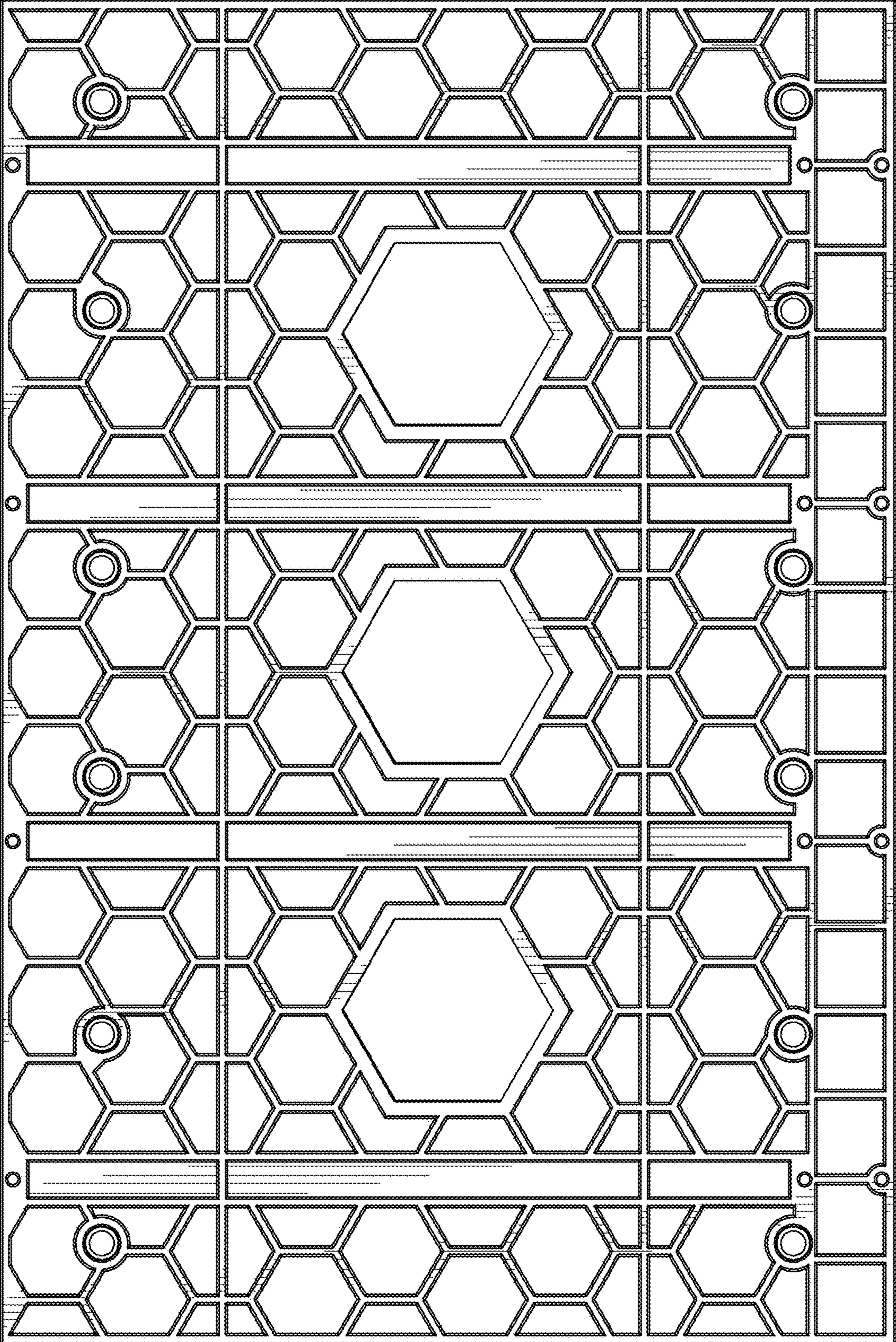


FIG. 3




FIG. 4




FIG. 5

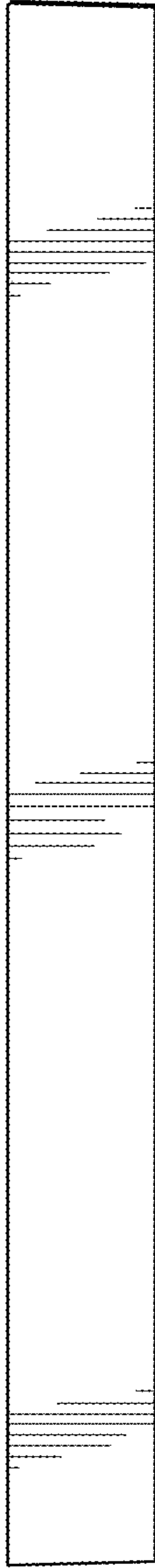


FIG. 6




FIG. 7

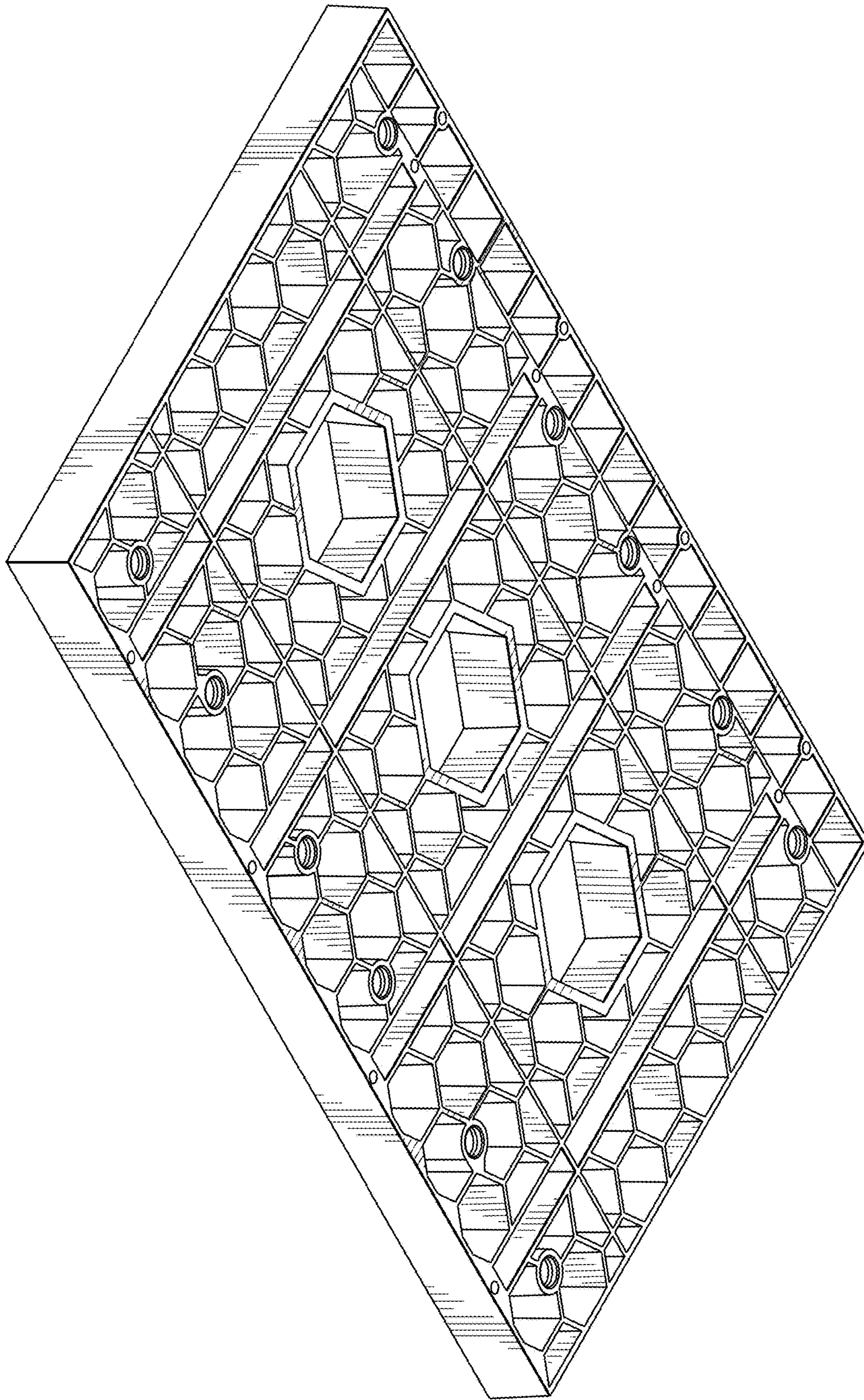


FIG. 8

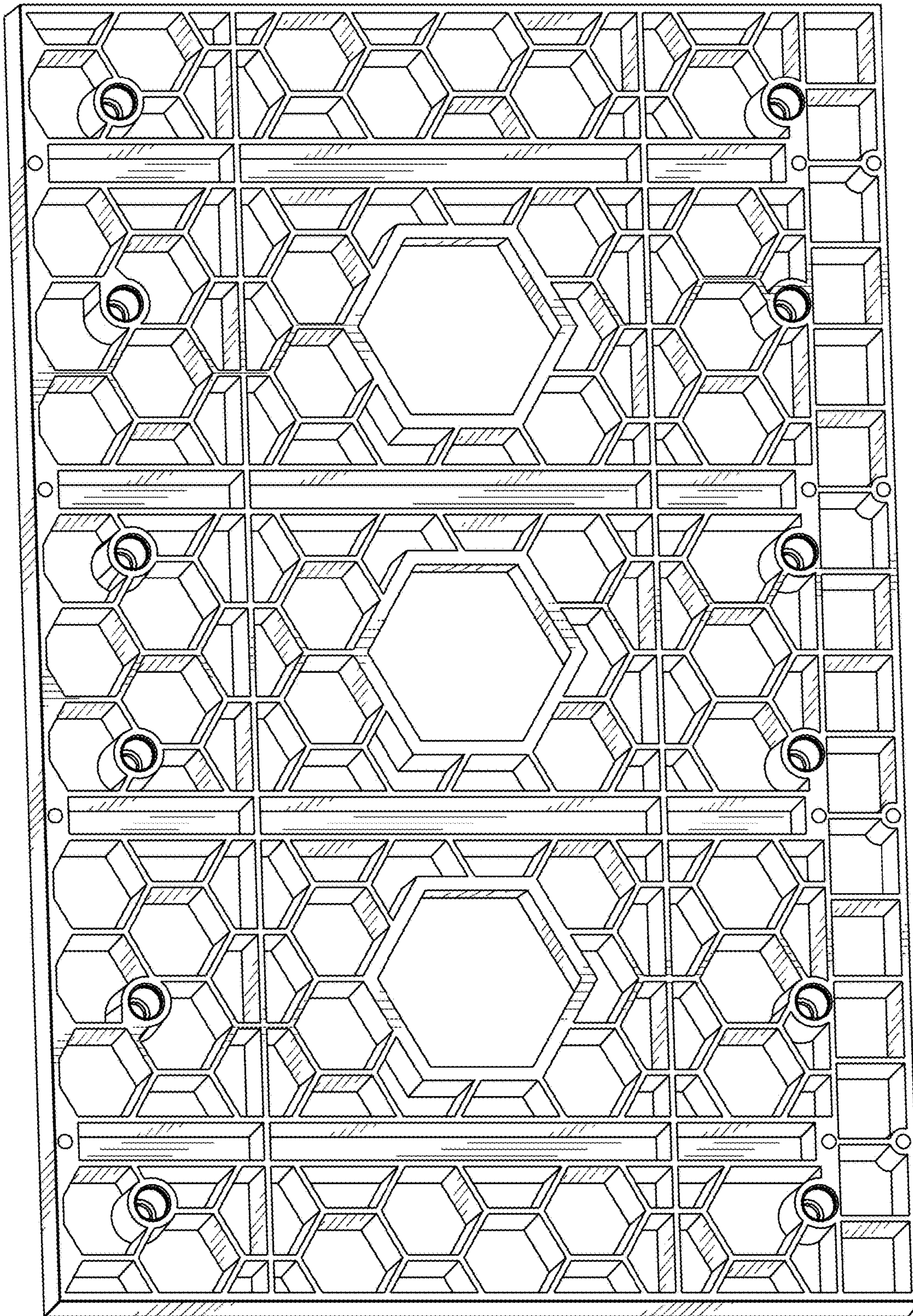


FIG. 9