

US00D895160S

(12) **United States Design Patent** (10) **Patent No.:** **US D895,160 S**  
**Jones** (45) **Date of Patent:** **\*\* Sep. 1, 2020**

(54) **INDUSTRIAL TILE** 9,297,167 B1 \* 3/2016 Stockton ..... E04F 13/0862  
 D782,075 S \* 3/2017 Kugler ..... D25/138  
 10,487,493 B2 \* 11/2019 Collins ..... E04B 2/7457

(71) Applicant: **Grain Elevator Repair Products, LLC**, Austin, TX (US)

\* cited by examiner

(72) Inventor: **Ryan Michael Jones**, Colbert, WA (US)

*Primary Examiner* — Doris Clark

(73) Assignee: **Unmatched Bonding Company LLC**, Fort Worth, TX (US)

(74) *Attorney, Agent, or Firm* — 24IP Law Group USA, PLLC; Timothy DeWitt

(\*\*) Term: **15 Years**

(21) Appl. No.: **29/676,363**

(57) **CLAIM**

(22) Filed: **Jan. 10, 2019**

The ornamental design for an industrial tile, as shown and described.

(51) **LOC (12) Cl.** ..... **25-01**

(52) **U.S. Cl.**  
 USPC ..... **D25/138**

(58) **Field of Classification Search**  
 USPC ..... D25/138  
 CPC ..... E04B 1/00; E04B 1/04; E04B 1/12; E04C 2/00; E04C 2/04; E04C 2/041  
 See application file for complete search history.

**DESCRIPTION**

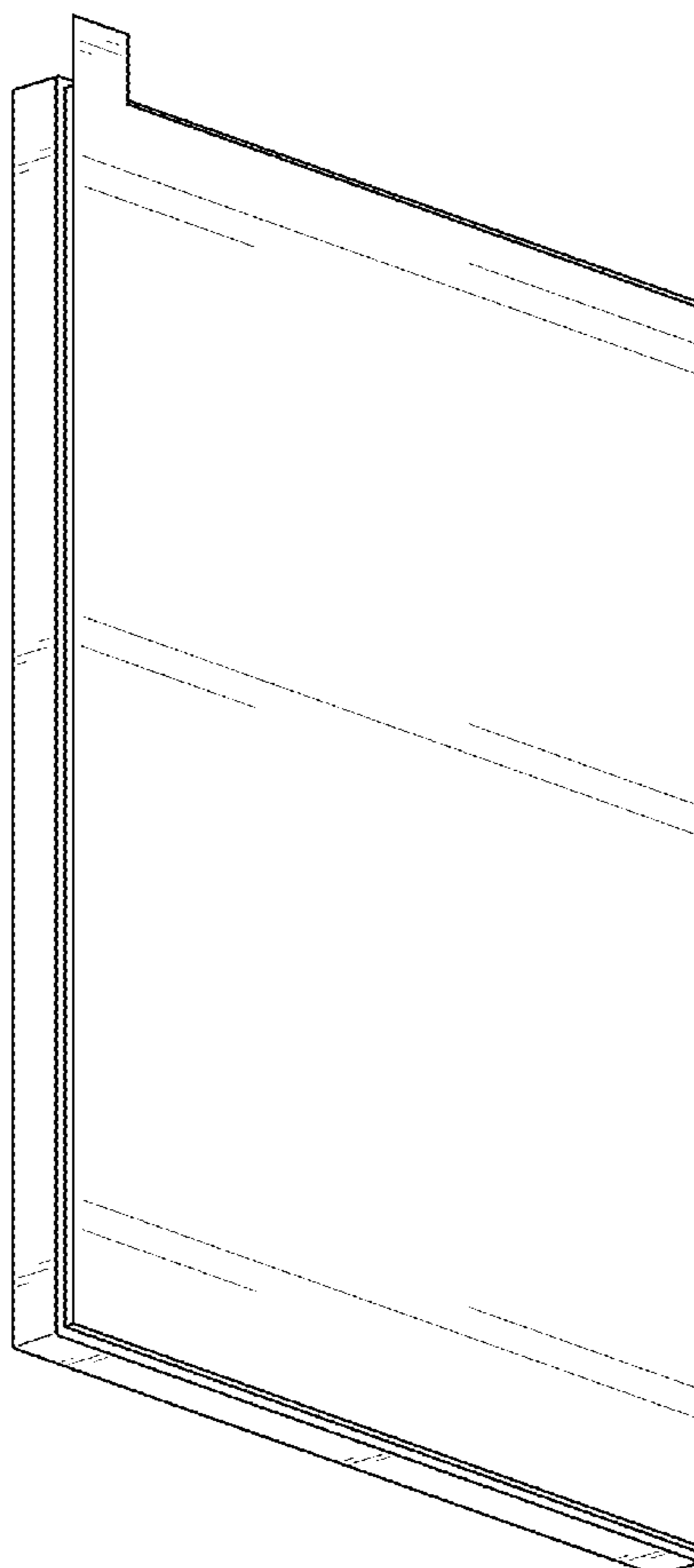
FIG. 1 is a rear perspective view of the industrial tile;  
 FIG. 2 is a front view of the industrial tile;  
 FIG. 3 is a rear view of the industrial tile;  
 FIG. 4 is a bottom view of the industrial tile;  
 FIG. 5 is a top view of the industrial tile;  
 FIG. 6 is a left view of the industrial tile; and,  
 FIG. 7 is a right view of the industrial tile.

(56) **References Cited**

**U.S. PATENT DOCUMENTS**

5,867,236 A \* 2/1999 Babuka ..... G02F 1/1339  
 349/73

**1 Claim, 5 Drawing Sheets**






FIG. 1




FIG. 2




FIG. 3



FIG. 4



FIG. 5



FIG. 6

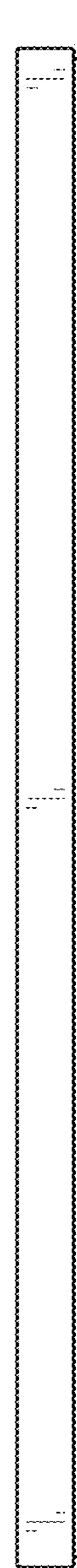


FIG. 7