



US00D895154S

(12) **United States Design Patent** (10) **Patent No.:** **US D895,154 S**
Johnson et al. (45) **Date of Patent:** **** Sep. 1, 2020**

(54) **TRIM COMPONENT**

(71) Applicant: **Royal Building Products (USA) Inc.**,
Columbus, OH (US)

(72) Inventors: **Chris J. Johnson**, Columbus, OH (US);
Jan E. Byer, Canal Winchester, OH
(US)

(73) Assignee: **ROYAL BUILDING PRODUCTS
(USA) INC.**, Columbus, OH (US)

(**) Term: **15 Years**

(21) Appl. No.: **29/665,866**

(22) Filed: **Oct. 8, 2018**

(51) **LOC (12) Cl.** **25-01**

(52) **U.S. Cl.**
USPC **D25/119**

(58) **Field of Classification Search**
USPC D25/48.1, 48.2, 60, 119–123, 141, 164;
D23/267

CPC E04B 1/00; E04B 1/62; E04B 1/68; E04B
1/70; E04B 1/702; E04B 1/703; E04B
1/705; E04F 13/07; E04F 13/08; E04F
13/0864; E04F 19/00; E04F 19/02; E04F
19/022; E04F 19/026; E04F 19/028; E04F
19/06; E04F 19/062; E04F 19/063; E04F
19/064; E06B 2001/622; E06B 2001/628;
E06B 2001/707; E04C 2/00; E04C 2/08;
(Continued)

(56) **References Cited**

U.S. PATENT DOCUMENTS

D151,022 S 9/1948 Weber et al.
3,712,003 A * 1/1973 Hallock E04F 19/028
52/254
D243,988 S 4/1977 Copeland
(Continued)

Primary Examiner — Llorelys Martinez

(74) *Attorney, Agent, or Firm* — Standley Law Group
LLP; Jeffrey Standley; Jeffrey Norris

(57) **CLAIM**

The ornamental design for a trim component, as shown and
described.

DESCRIPTION

FIG. 1 is a cross-sectional view of a first embodiment of a
trim component, taken along line 1-1 in FIG. 2.

FIG. 2 is a side elevation view of the trim component of FIG.
1, which indicates a cross-section line 1-1.

FIG. 3 is a perspective view of the trim component of FIG.
1.

FIG. 4 is a perspective view of the trim component of FIG.
1.

FIG. 5 is a perspective of the trim component of FIG. 1.

FIG. 6 is a front elevation view of the trim component of
FIG. 1.

FIG. 7 is a rear elevation view of the trim component of FIG.
1.

FIG. 8 is a cross-sectional view of a second embodiment of
a trim component, taken along line 8-8 in FIG. 9.

FIG. 9 is a side elevation view of the trim component of FIG.
8, which indicates a cross-section line 8-8.

FIG. 10 is a perspective view of the trim component of FIG.
8.

FIG. 11 is a perspective view of the trim component of FIG.
8.

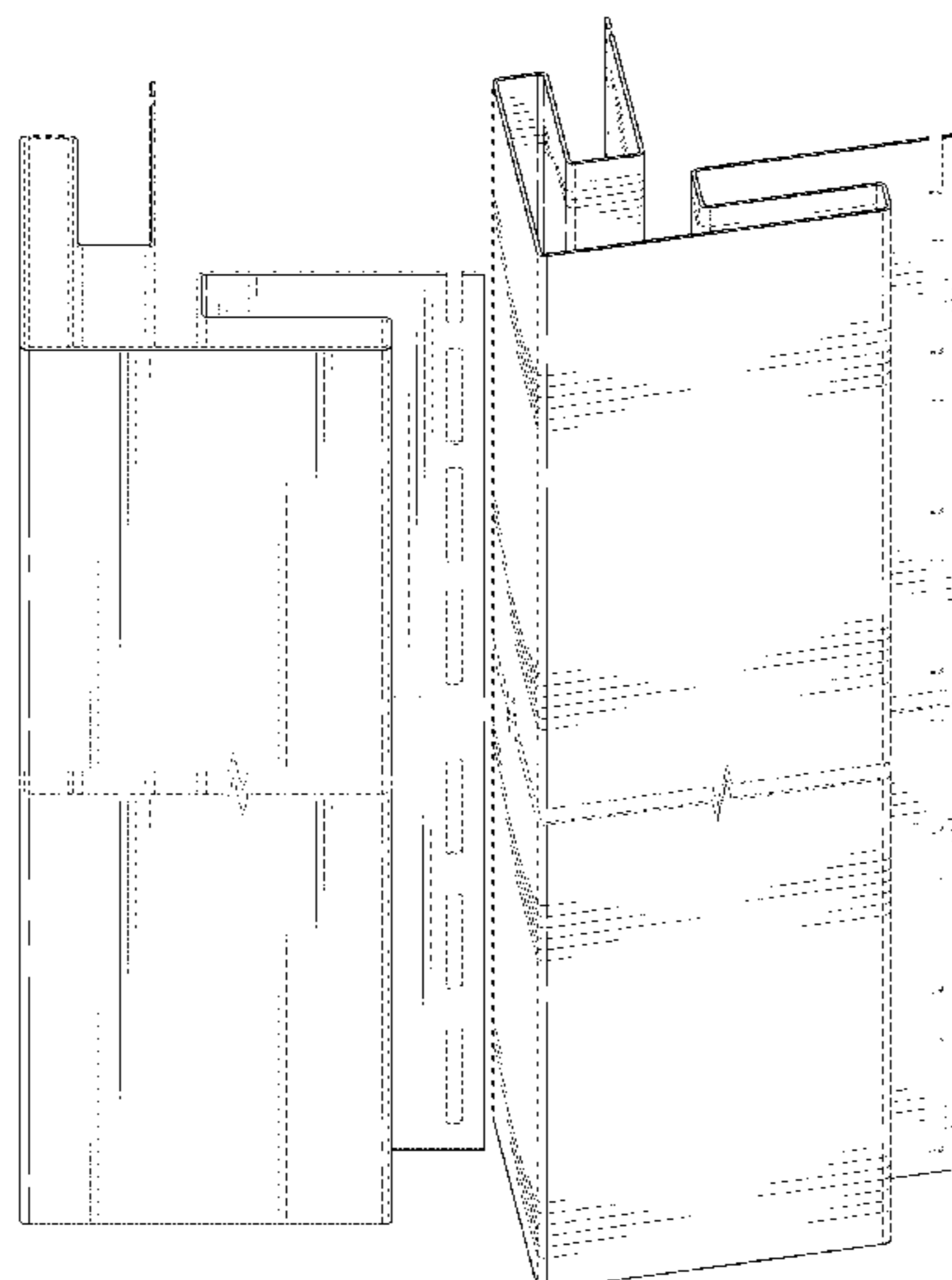
FIG. 12 is a perspective of the trim component of FIG. 8.

FIG. 13 is a front elevation view of the trim component of
FIG. 8; and,

FIG. 14 is a rear elevation view of the trim component of
FIG. 8.

The trim component is shown with a symbolic break in its
length. The appearance of any portion of the trim component
between the break lines forms no part of the claimed design.
The broken lines in the drawings illustrate portions of the
trim component that form no part of the claimed design.

1 Claim, 14 Drawing Sheets



US D895,154 S

Page 2

(58) **Field of Classification Search**

CPC . E04C 2/26; E04C 2/284; E04C 2/292; E04C 2/296

See application file for complete search history.

(56) **References Cited**

U.S. PATENT DOCUMENTS

4,102,587 A * 7/1978 Herb E04G 17/001
403/205
4,430,833 A * 2/1984 Balzer E04F 19/028
52/255
4,706,426 A * 11/1987 Rumsey E04F 19/028
52/232
4,999,961 A * 3/1991 McNary E04F 19/064
52/287.1
5,090,174 A * 2/1992 Fragale E04F 19/064
52/276
5,542,222 A * 8/1996 Wilson E04F 19/064
52/276
5,927,031 A * 7/1999 Martin E04F 19/028
24/297
5,974,748 A * 11/1999 Sciuga E04F 19/064
52/101
D420,274 S * 2/2000 Lappin D8/354
D432,247 S 10/2000 Grosfillex
D432,671 S 10/2000 Grosfillex
D432,673 S 10/2000 Grosfillex
D432,675 S * 10/2000 Grosfillex D25/124
D433,514 S 11/2000 Grosfillex
D439,329 S * 3/2001 Grosfillex D25/124
6,256,953 B1 * 7/2001 Vulin E04F 19/064
52/281
6,311,442 B1 * 11/2001 Watanabe E04F 19/022
156/91
6,341,458 B1 * 1/2002 Burt E04F 19/061
D25/164
D459,007 S 6/2002 Campacci
D473,662 S 4/2003 Shaw
D513,535 S 1/2006 Fischer
6,988,345 B1 1/2006 Pelfrey et al.
D525,371 S 7/2006 Levi-Senigaglia
D527,114 S * 8/2006 Hamill D25/124

D563,567 S 3/2008 Fischer
D573,267 S 7/2008 Brinton et al.
D573,268 S 7/2008 Lundsgaard et al.
D579,321 S 10/2008 Townley
D607,584 S 1/2010 Ito
D614,779 S 4/2010 Ito
7,726,092 B1 6/2010 Pelfrey et al.
8,104,234 B1 1/2012 Sawyer
D679,369 S 4/2013 Adams
8,661,751 B1 * 3/2014 Lawrie E04F 19/064
52/272
D711,553 S 8/2014 Singh
D729,410 S * 5/2015 Lopez D25/102
D750,807 S 3/2016 Singh
D784,560 S * 4/2017 D'Anglade D25/119
D787,710 S 5/2017 Singh
D791,287 S 7/2017 Adams
D791,976 S 7/2017 Singh
D806,901 S * 1/2018 Singh E04B 1/64
D25/119
D814,055 S * 3/2018 Singh D25/119
D821,610 S * 6/2018 Jackson D25/119
D829,348 S 9/2018 Hynek et al.
D831,855 S * 10/2018 Hynek D25/119
D847,380 S * 4/2019 Singh D25/119
2002/0038684 A1 * 4/2002 Puppini E04F 19/022
156/88
2002/0108327 A1 8/2002 Shaw
2003/0037495 A1 2/2003 Shaw
2004/0074175 A1 * 4/2004 Tierney E04F 13/0864
52/255
2004/0221541 A1 11/2004 Fredette
2005/0183359 A1 8/2005 Collins
2005/0262784 A1 * 12/2005 Justice E04F 19/022
52/287.1
2009/0056252 A1 * 3/2009 Taylor E04F 19/022
52/287.1
2012/0110936 A1 5/2012 Egan et al.
2013/0205696 A1 8/2013 Little et al.
2014/0311072 A1 * 10/2014 Anderson E04F 13/0864
52/309.4
2015/0225966 A1 * 8/2015 Gazlay E04F 19/024
52/287.1
2017/0051517 A1 2/2017 Hatch et al.

* cited by examiner

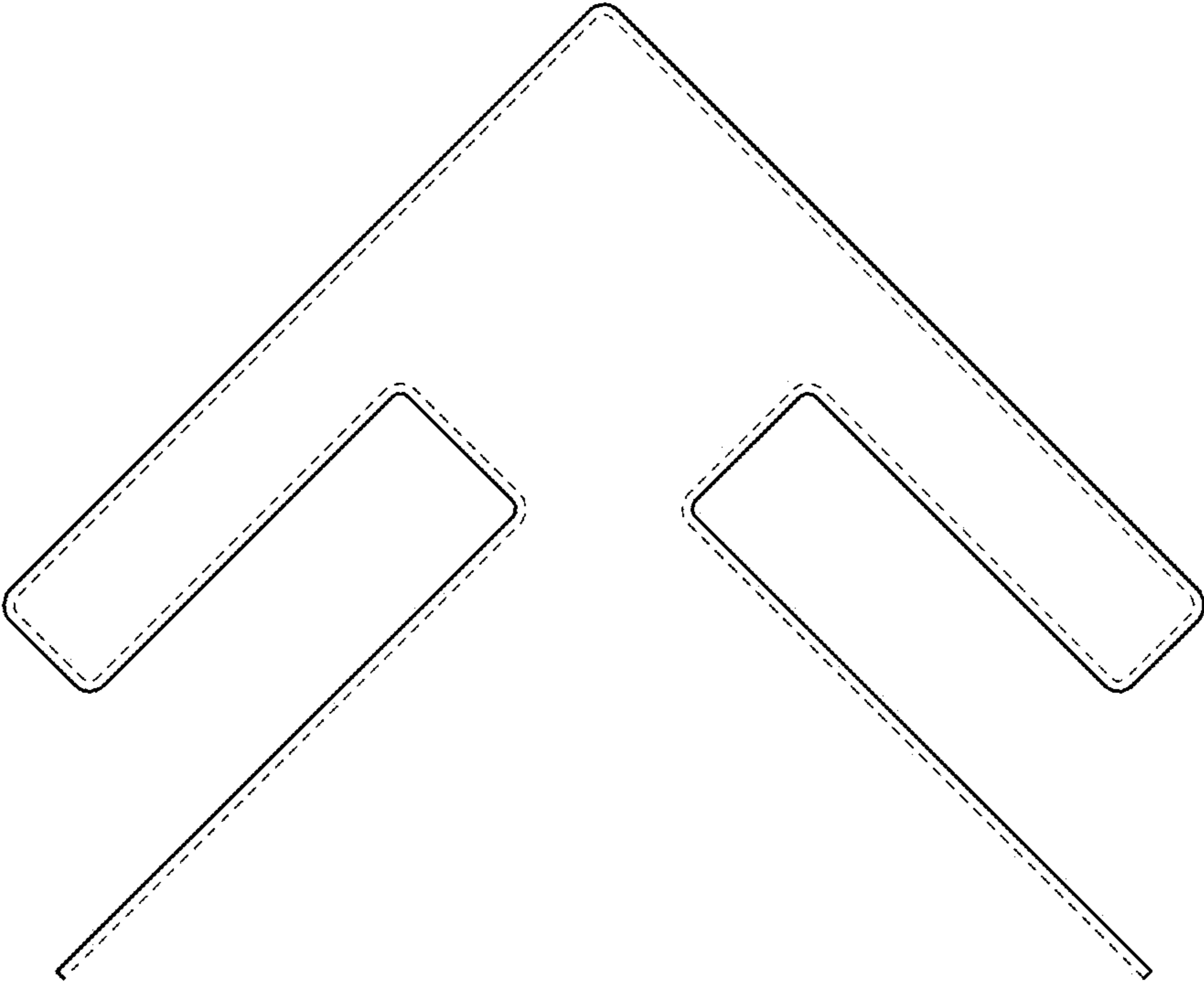


FIG. 1

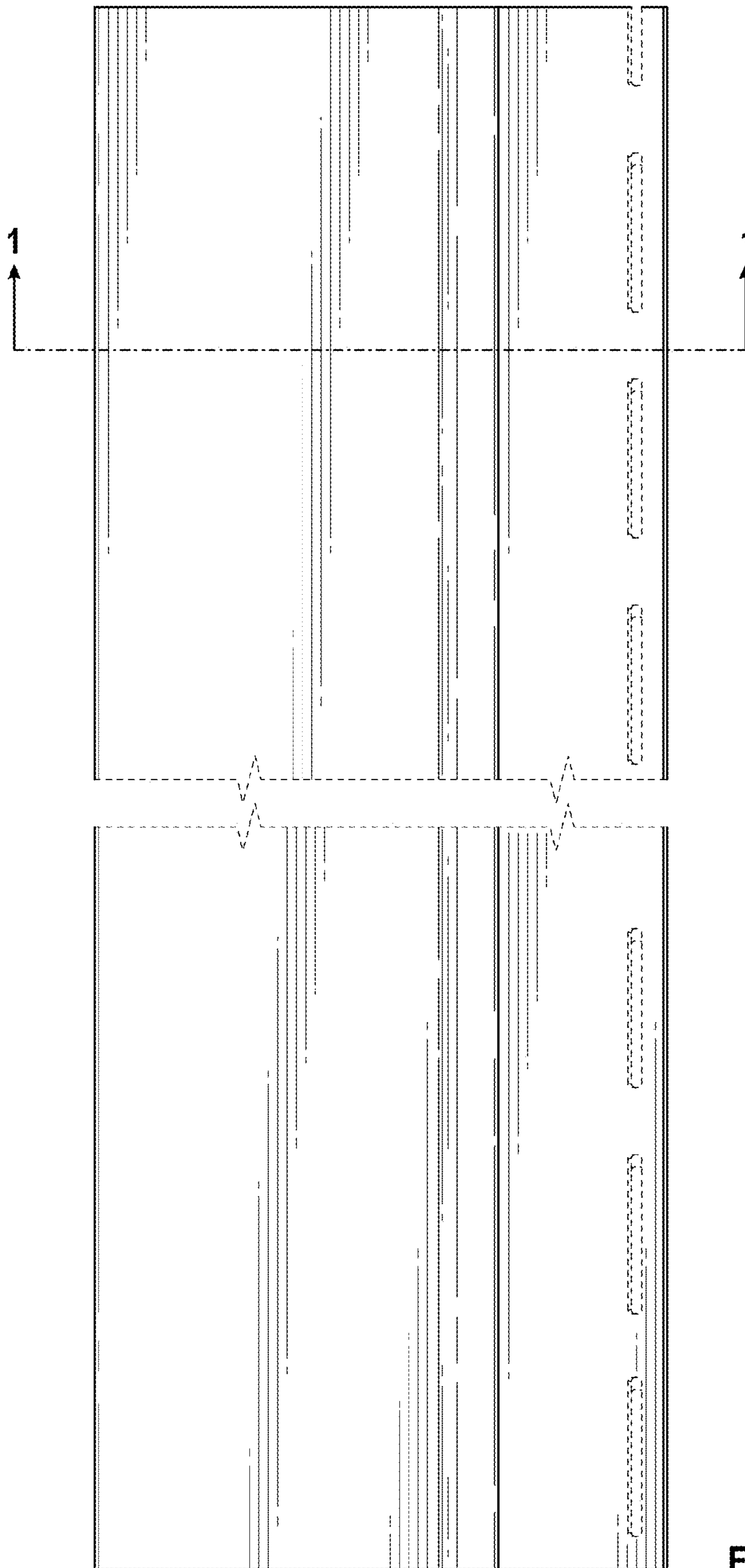


FIG. 2

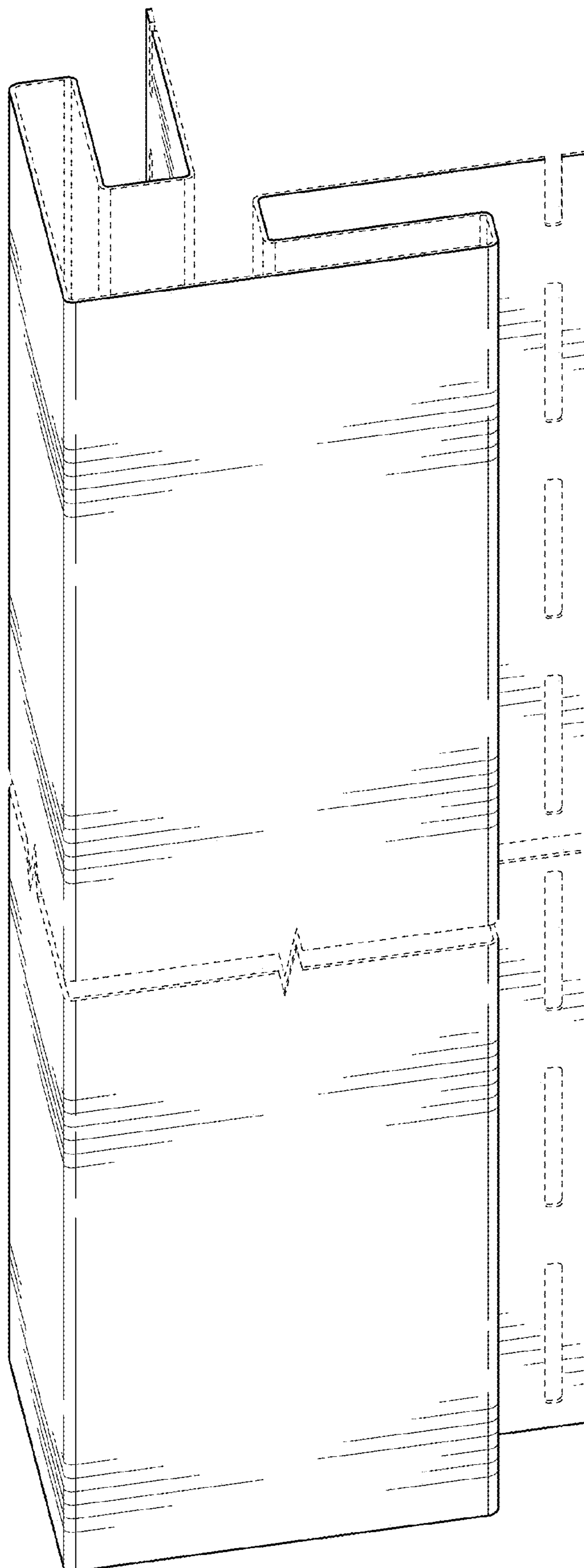


FIG. 3

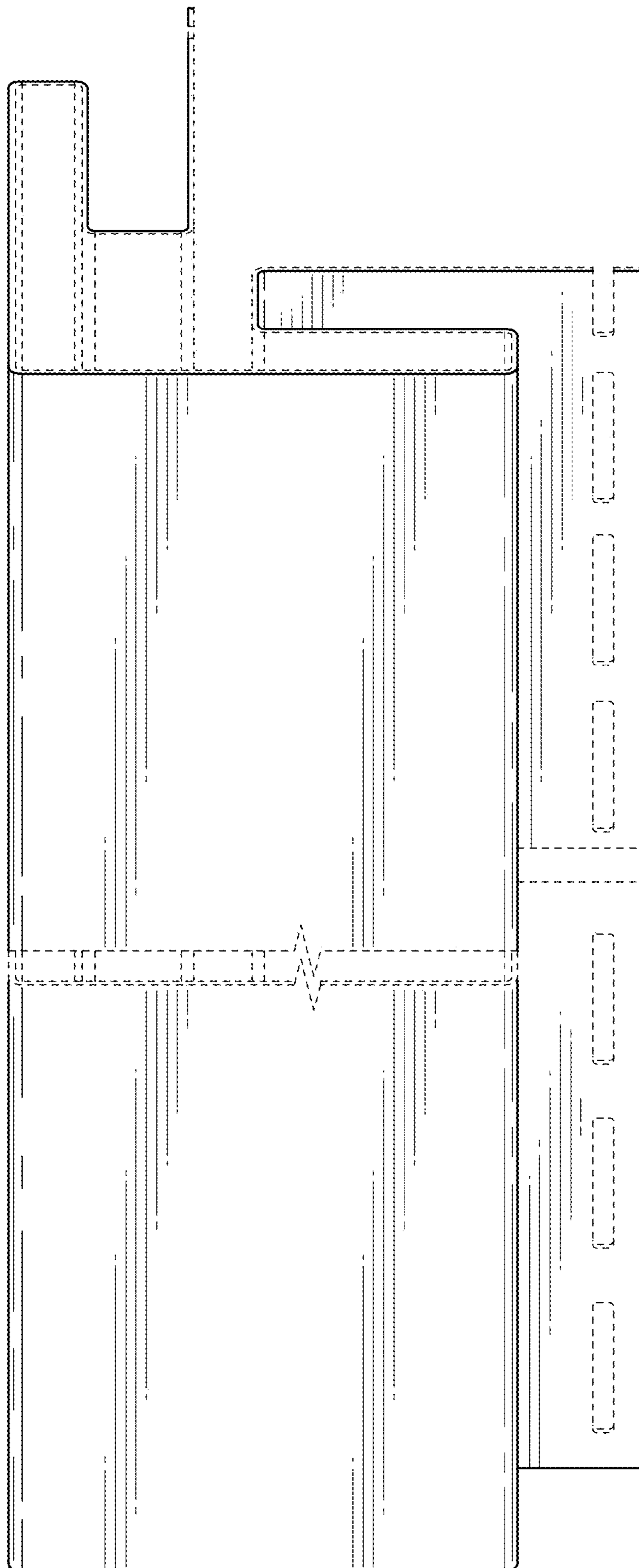
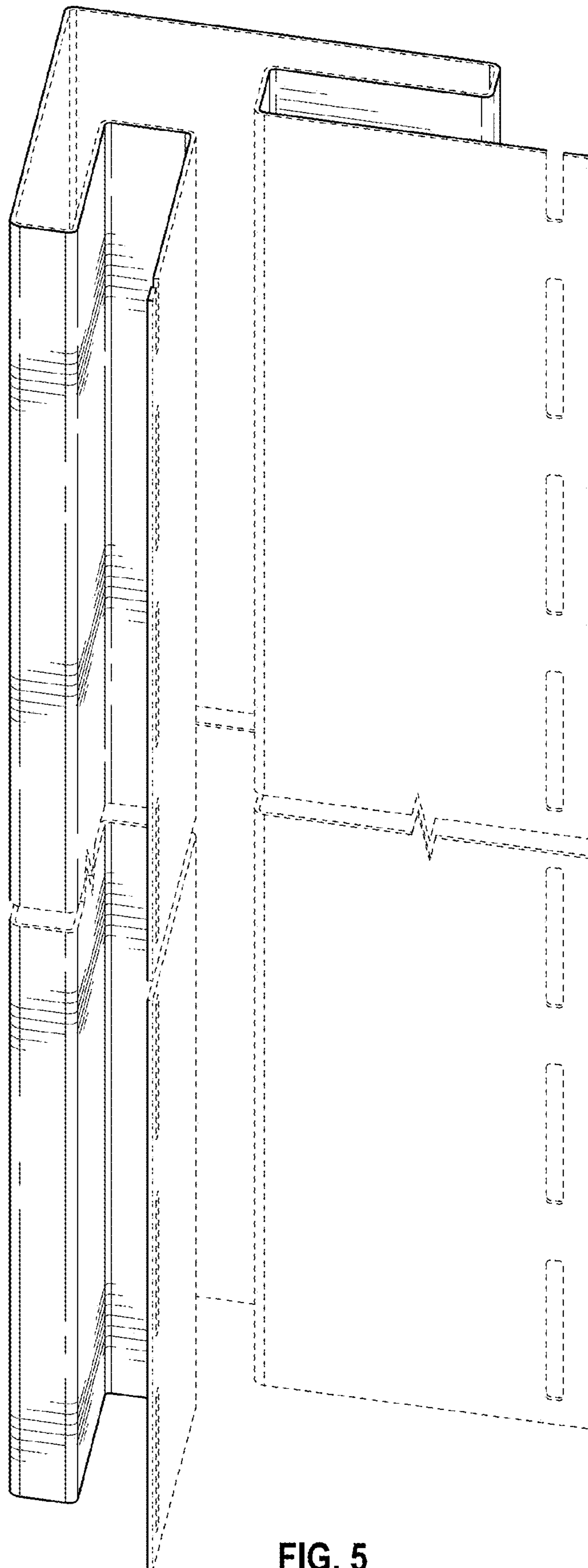


FIG. 4



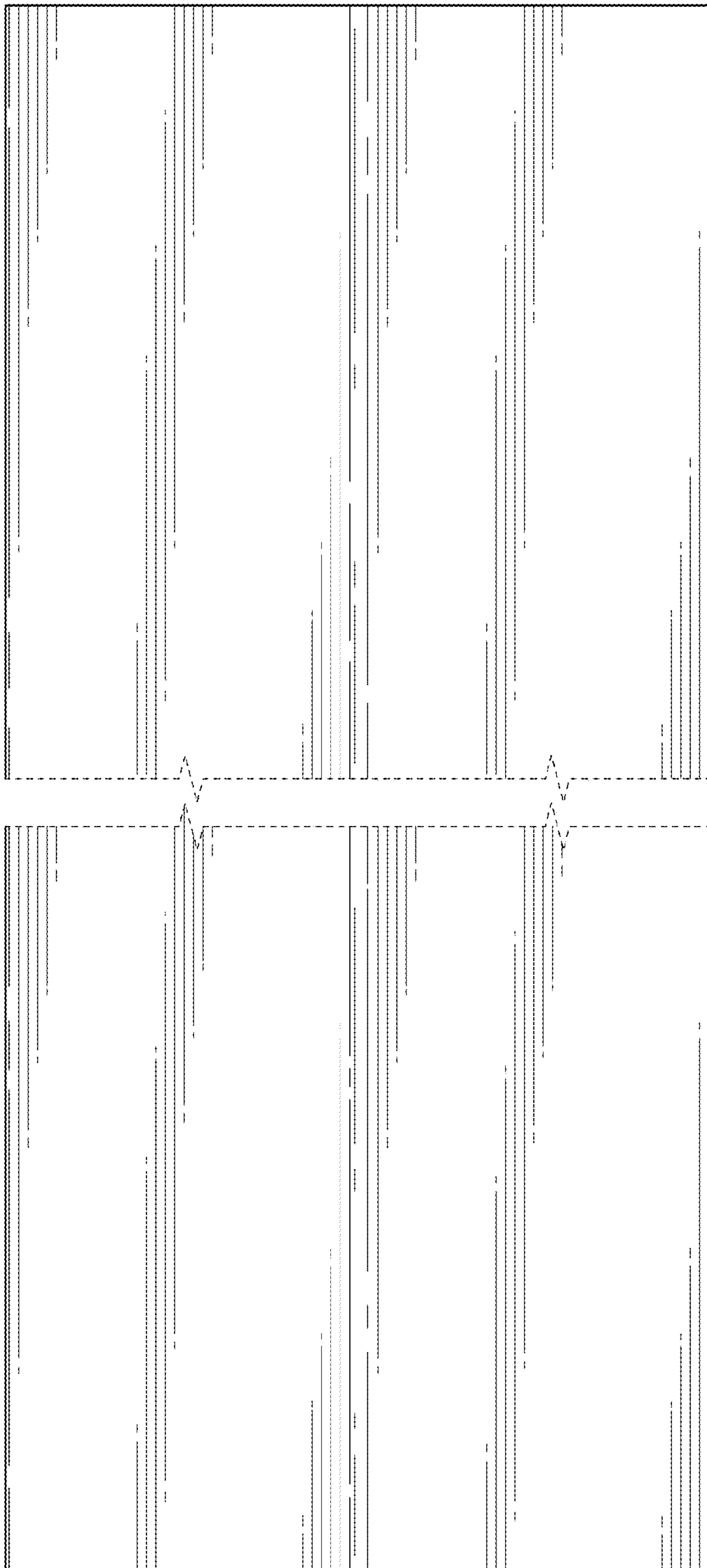


FIG. 6

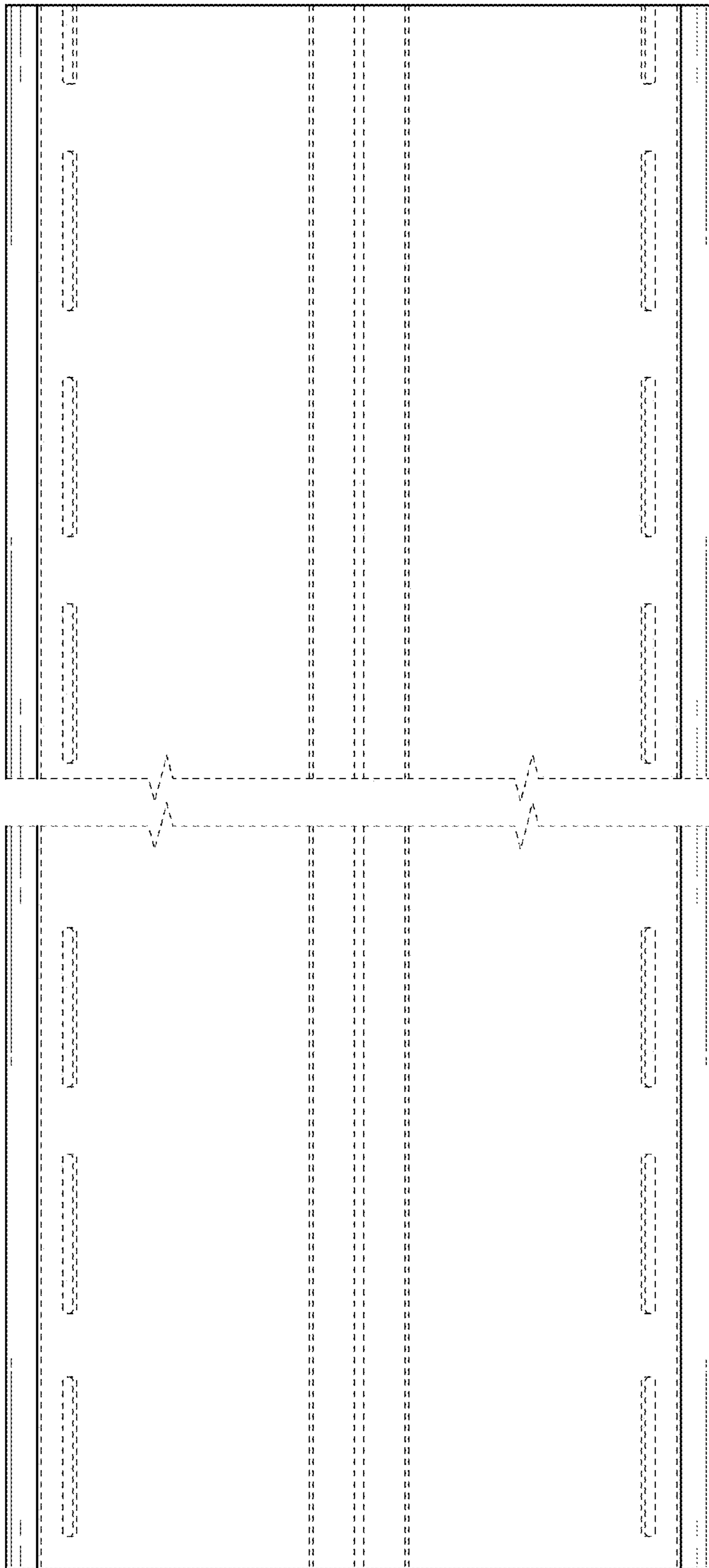


FIG. 7

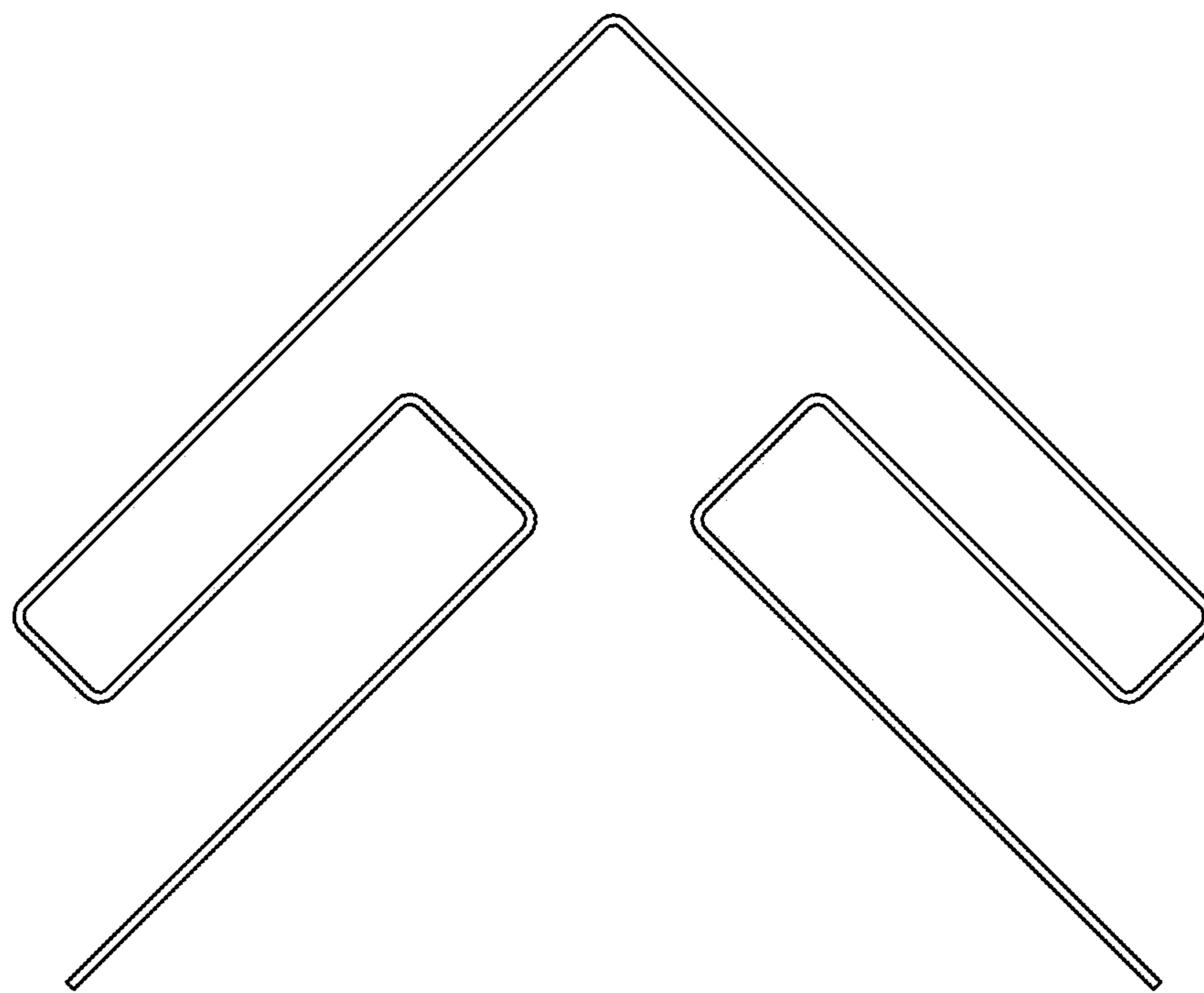


FIG. 8

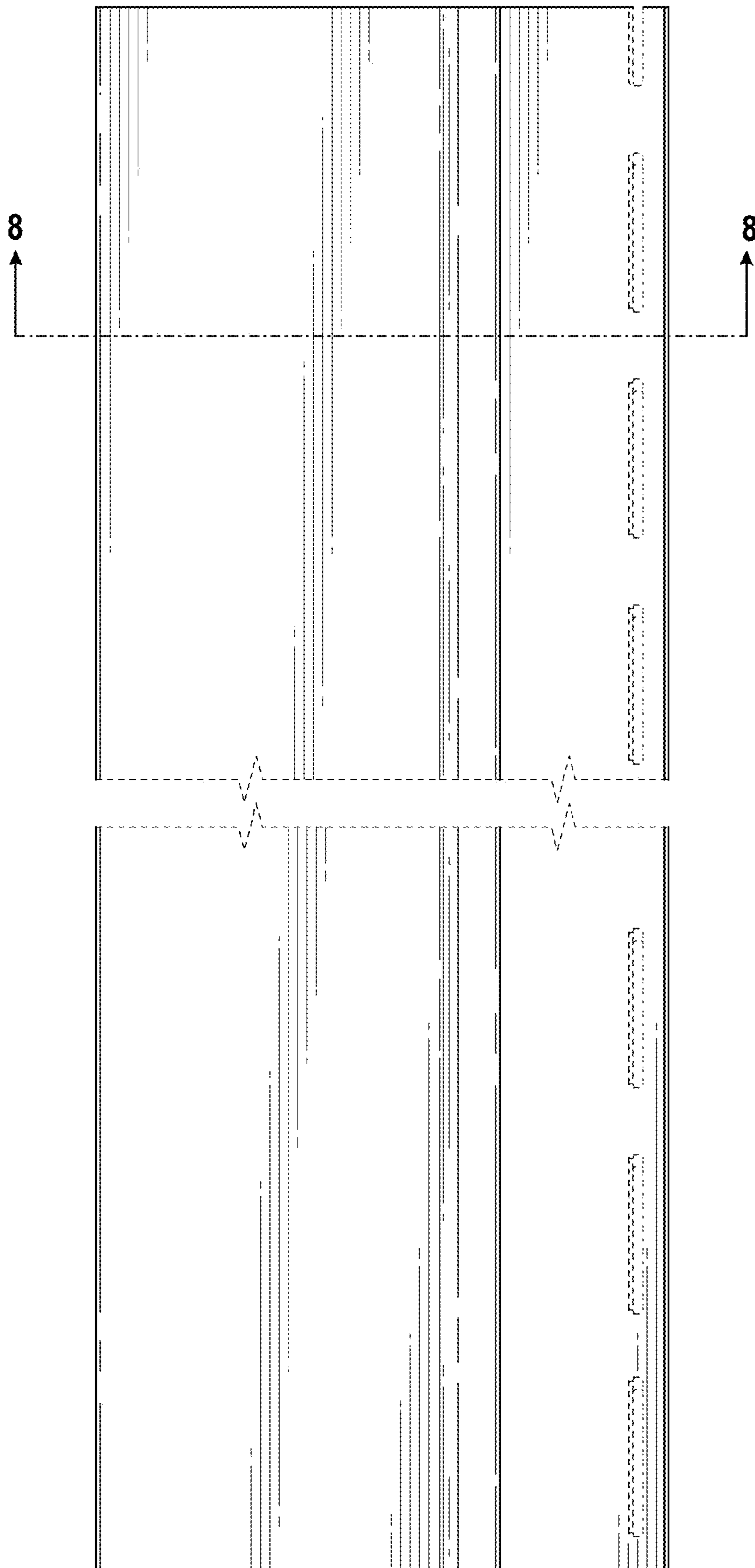


FIG. 9

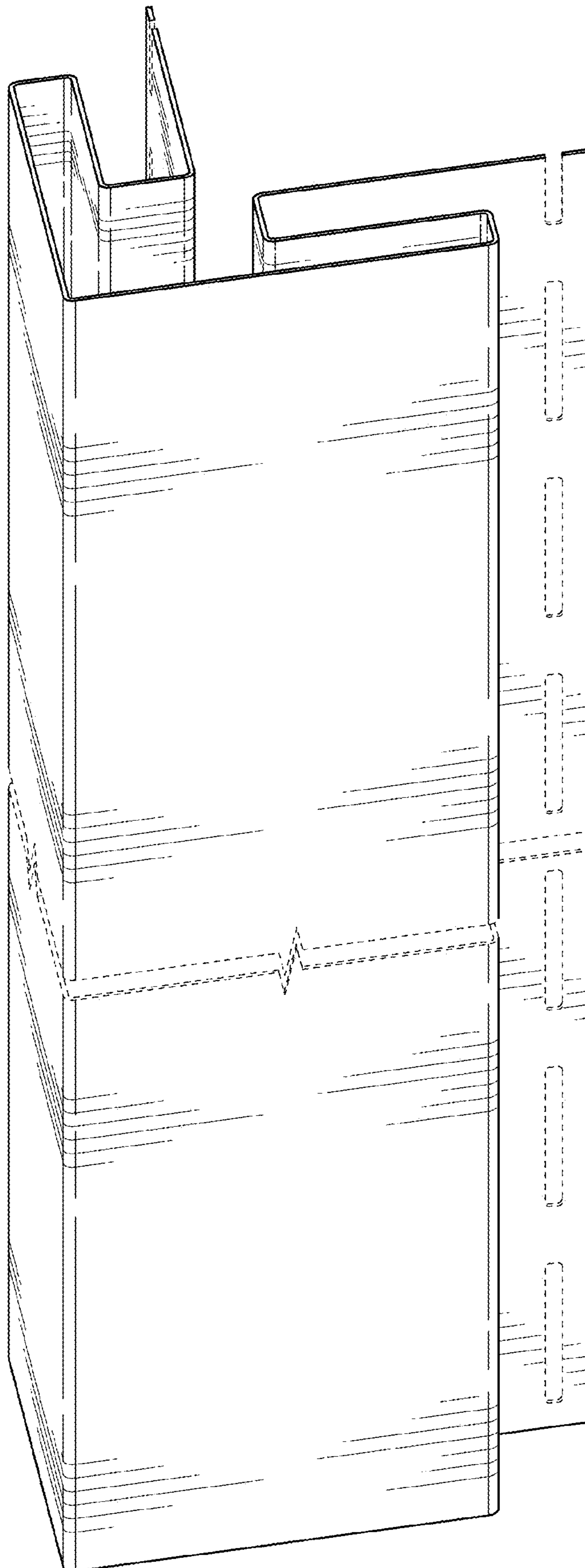


FIG. 10

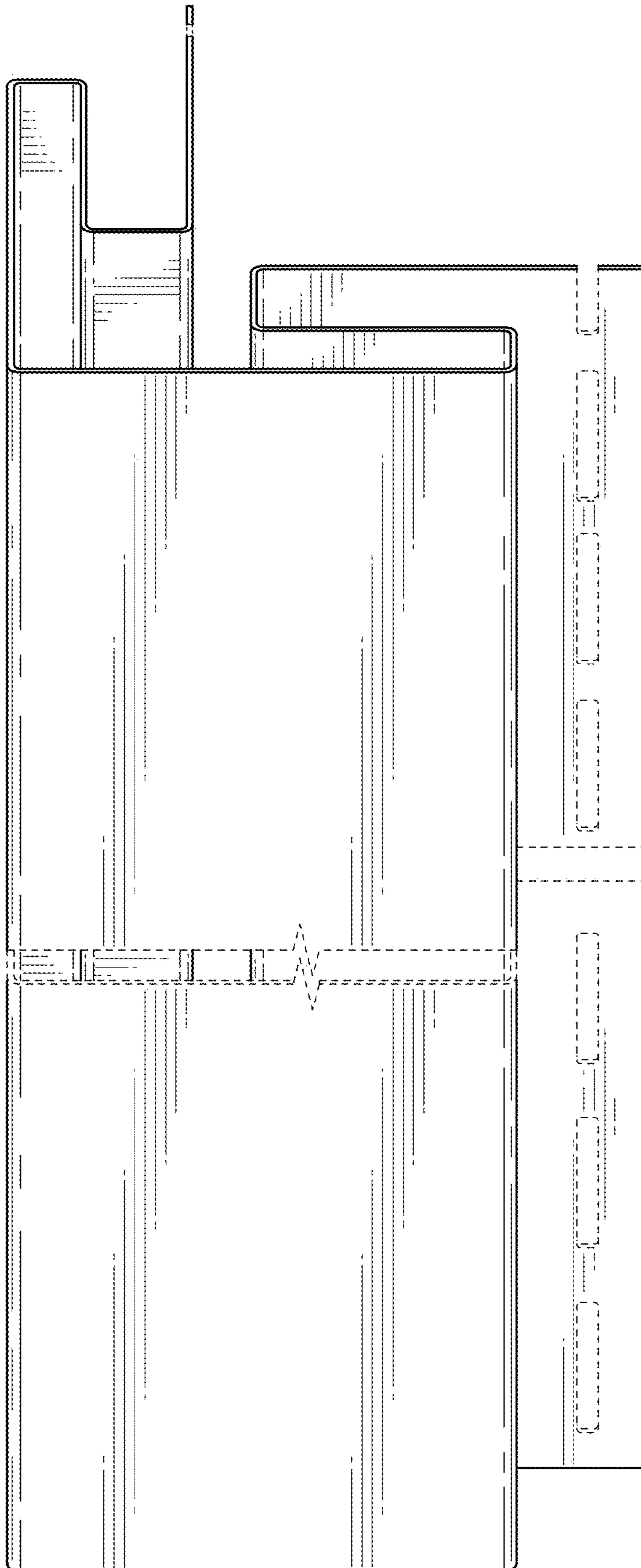


FIG. 11

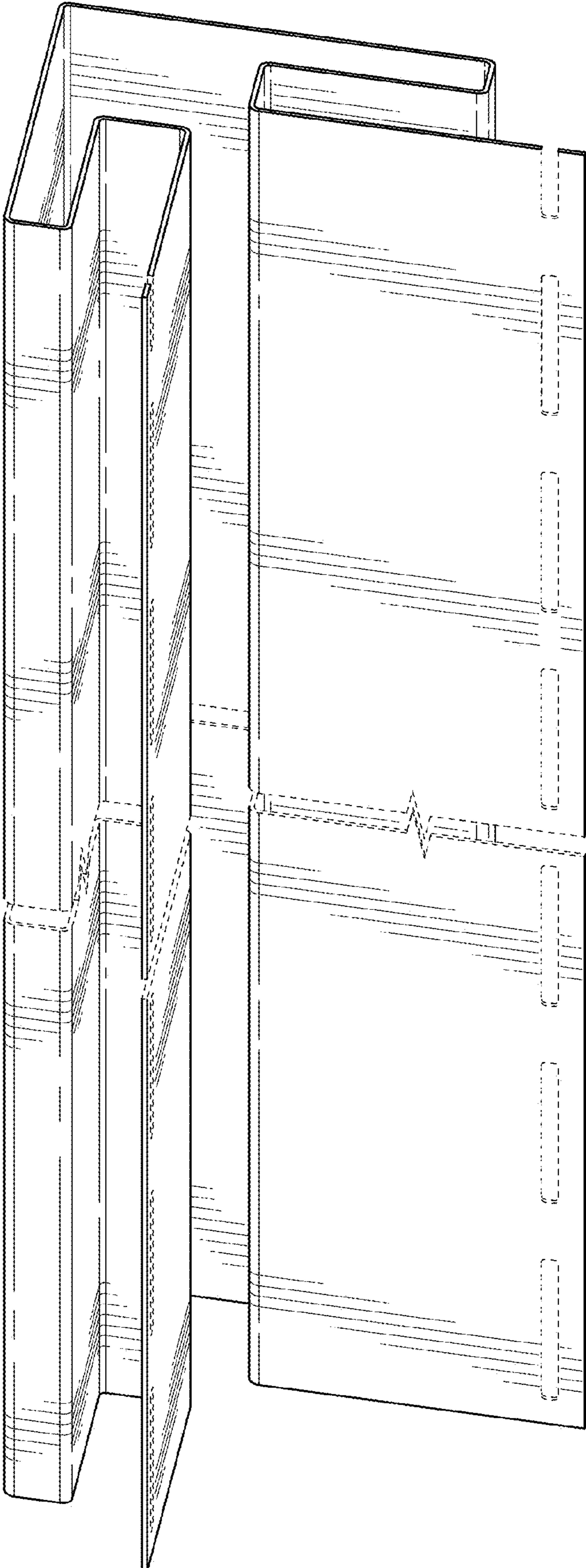


FIG. 12

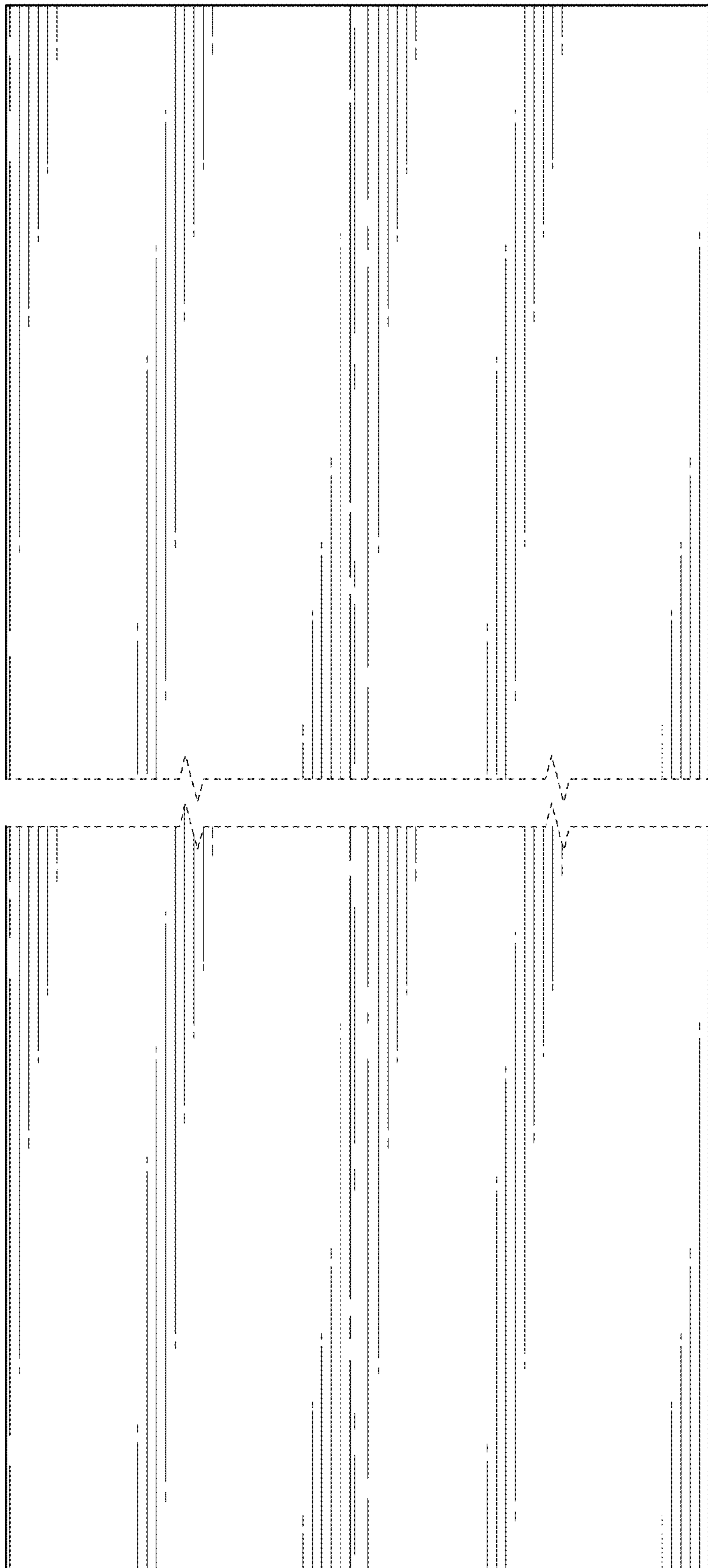


FIG. 13

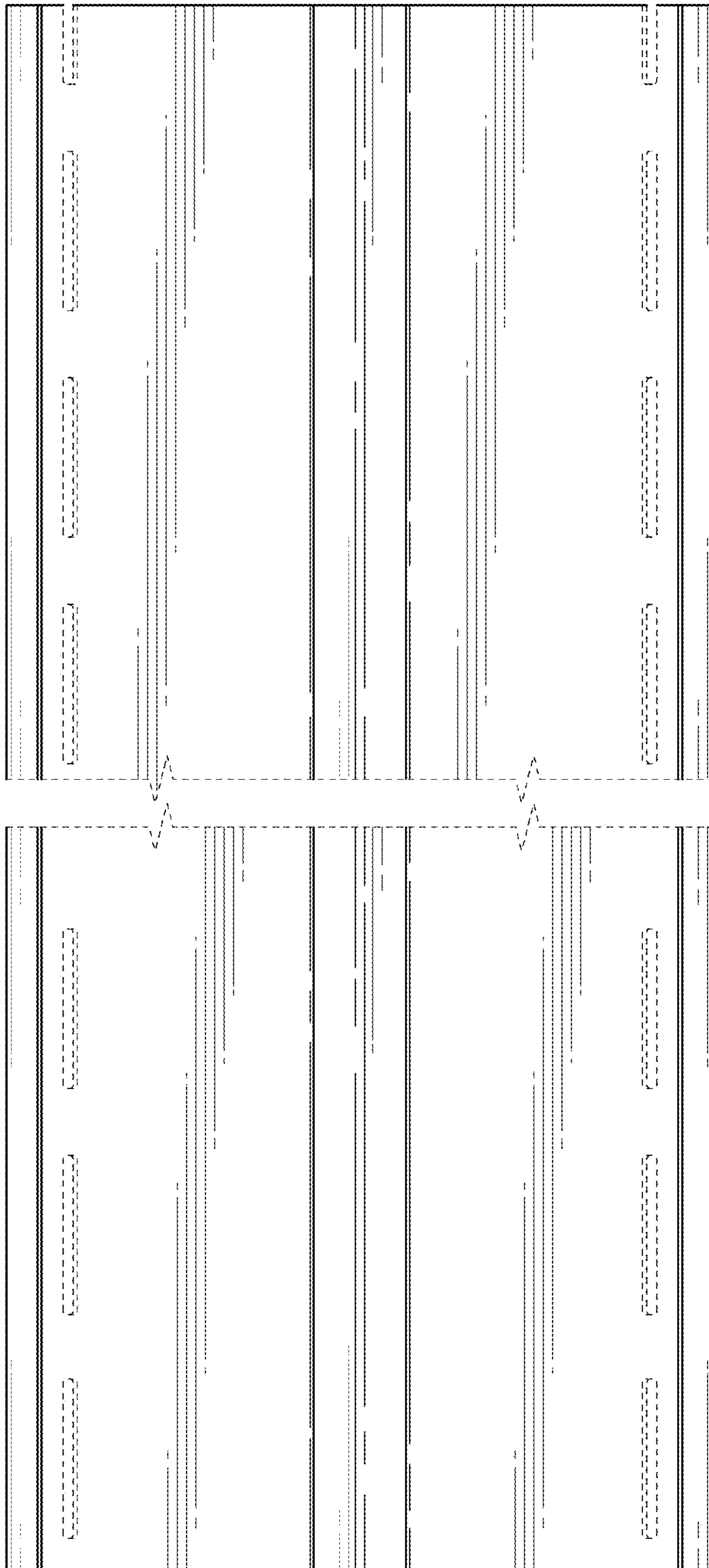


FIG. 14