



US00D895142S

(12) **United States Design Patent**
Ohmura et al.

(10) **Patent No.:** **US D895,142 S**

(45) **Date of Patent:** **** *Sep. 1, 2020**

(54) **SAMPLE HOLDER FOR IONIZED SAMPLE ANALYSIS**

(71) Applicant: **HAMAMATSU PHOTONICS K.K.**,
Hamamatsu-shi, Shizuoka (JP)

(72) Inventors: **Takayuki Ohmura**, Hamamatsu (JP);
Masahiro Kotani, Hamamatsu (JP)

(73) Assignee: **HAMAMATSU PHOTONICS K.K.**,
Hamamatsu-shi, Shizuoka (JP)

(*) Notice: This patent is subject to a terminal disclaimer.

(**) Term: **15 Years**

(21) Appl. No.: **29/656,971**

(22) Filed: **Jul. 18, 2018**

(30) **Foreign Application Priority Data**

Jan. 19, 2018 (JP) 2018-000941

Jan. 19, 2018 (JP) 2018-000944

(51) **LOC (12) Cl.** **24-02**

(52) **U.S. Cl.**
USPC **D24/226**

(58) **Field of Classification Search**
USPC D24/216, 223-227, 229-232; D9/537,
D9/545, 549; D3/203.1, 203.2; D10/81
(Continued)

(56) **References Cited**

U.S. PATENT DOCUMENTS

D218,819 S * 9/1970 Rubin D24/225

D227,744 S 7/1973 Mitchko

(Continued)

OTHER PUBLICATIONS

Office Action dated Sep. 20, 2019 in U.S. Appl. No. 29/656,959.

(Continued)

Primary Examiner — Susan Bennett Hattan

Assistant Examiner — Omeed Agilee

(74) *Attorney, Agent, or Firm* — Faegre Drinker Biddle & Reath LLP

(57) **CLAIM**

The ornamental design for a sample holder for ionized sample analysis, as shown and described.

DESCRIPTION

FIG. 1 is a front view of a sample holder for ionized sample analysis of the first embodiment of the present invention;

FIG. 2 is a rear view thereof;

FIG. 3 is a top plan view thereof;

FIG. 4 is a bottom plan view thereof;

FIG. 5 is a right side view thereof;

FIG. 6 is a left side view thereof;

FIG. 7 is a front perspective view thereof;

FIG. 8 is a rear perspective view thereof;

FIG. 9 is an enlarged cross-sectional view along the line 9-9 in FIG. 1, in the area designated by 9'-9' in FIG. 1;

FIG. 10 is an enlarged cross-sectional view along the line 10-10 in FIG. 1, in the area designated by 10'-10' in FIG. 1;

FIG. 11 is an enlarged cross-sectional view along the line 11-11 in FIG. 1, in the area designated by 11'-11' in FIG. 1;

FIG. 12 is an enlarged cross-sectional view along the line 12-12 in FIG. 1, in the area designated by 12'-12' in FIG. 1;

FIG. 13 is an enlarged cross-sectional view along the line 13-13 in FIG. 1, in the area designated by 13'-13' in FIG. 1;

FIG. 14 is a front view of a sample holder for ionized sample analysis of the second embodiment of the present invention;

FIG. 15 is a rear view thereof;

FIG. 16 is a top plan view thereof;

FIG. 17 is a bottom plan view thereof;

FIG. 18 is a right side view thereof;

FIG. 19 is a left side view thereof;

FIG. 20 is a front perspective view thereof;

FIG. 21 is a rear perspective view thereof;

FIG. 22 is an enlarged cross-sectional view along the line 22-22 in FIG. 14, in the area designated by 22'-22' in FIG. 14;

(Continued)

(Continued)

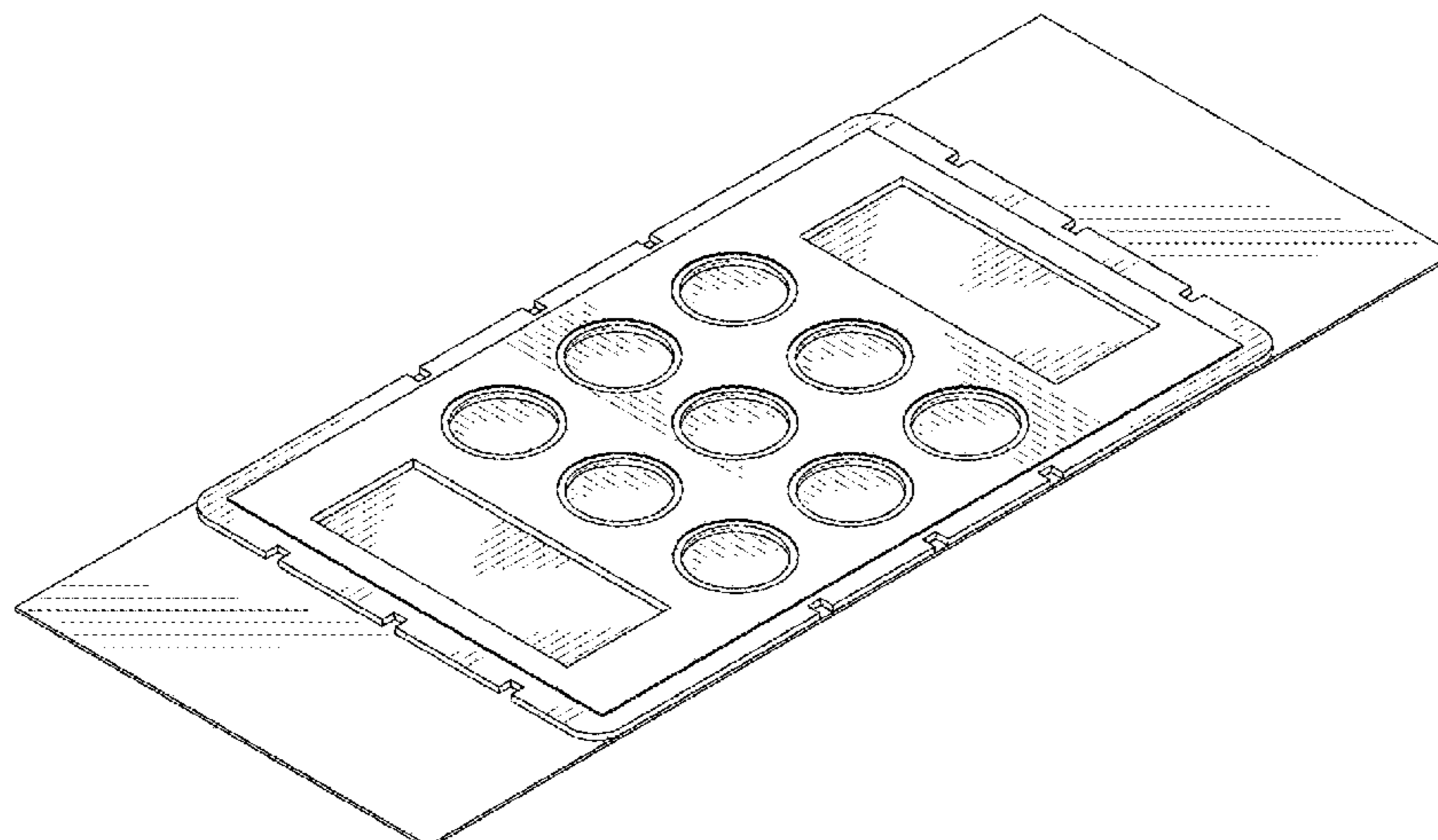


FIG. 23 is an enlarged cross-sectional view along the line 23-23 in FIG. 14, in the area designated by 23'-23' in FIG. 14;

FIG. 24 is an enlarged cross-sectional view along the line 24-24 in FIG. 14, in the area designated by 24'-24' in FIG. 14;

FIG. 25 is an enlarged cross-sectional view along the line 25-25 in FIG. 14, in the area designated by 25'-25' in FIG. 14; and,

FIG. 26 is an enlarged cross-sectional view along the line 26-26 in FIG. 14, in the area designated by 26'-26' in FIG. 14.

The dash-dot-dash broken lines depict indicators for sectional views and enlarged views and depict boundaries in the enlarged sectional views and enlarged views, the dash-dot-dash broken lines form no part of the claimed design.

1 Claim, 26 Drawing Sheets

(58) **Field of Classification Search**

CPC ... C12M 23/10; C12M 23/12; G01N 23/0033; G01N 23/0041; G01N 23/20025
See application file for complete search history.

(56) **References Cited**

U.S. PATENT DOCUMENTS

D239,548 S *	4/1976	Schiff	D24/225
D273,898 S	5/1984	Valencia	
D274,261 S *	6/1984	Valencia	D24/225
D277,699 S	2/1985	Valencia	
D290,042 S	5/1987	Ford	
5,349,436 A	9/1994	Fisch	
D351,475 S	10/1994	Gerber	
5,425,451 A	6/1995	Blase	
D376,685 S	12/1996	Weller et al.	
D397,831 S	9/1998	Stoecker	
D418,228 S *	12/1999	Fisch	D24/225
D420,745 S	2/2000	Cardy	
D431,300 S *	9/2000	Fisch	D24/225
D431,301 S *	9/2000	Fisch	D24/225
D473,318 S	4/2003	Barbera-Guillem	
D491,276 S	6/2004	Langille	
D500,142 S	12/2004	Crisanti et al.	
D503,274 S	3/2005	Roche et al.	
D510,883 S	10/2005	George	
D530,826 S	10/2006	Rich et al.	
D540,953 S	4/2007	Ramel et al.	
7,217,520 B2	5/2007	Tsinberg et al.	
D569,990 S *	5/2008	Fisch	D24/225
7,409,698 B2	8/2008	Tjensvold et al.	
D596,753 S	7/2009	LaStella	
D596,758 S	7/2009	Constable	
D672,050 S	12/2012	Lee et al.	
D673,295 S *	12/2012	Motadel	D24/227
D680,227 S	4/2013	Berg	
D699,369 S	2/2014	Fonseca	
D702,364 S *	4/2014	Iqbal	D24/225
D722,385 S	2/2015	Fonseca	
9,034,634 B2	5/2015	Miller	

D733,313 S *	6/2015	Kouge	D24/225
D733,912 S *	7/2015	Ito	D24/225
D734,482 S	7/2015	Peterman et al.	
D736,403 S *	8/2015	Hudson	D24/216
D758,608 S	6/2016	Behar et al.	
D786,448 S	5/2017	Ohsaka et al.	
D787,356 S	5/2017	Johnston	
D792,735 S	7/2017	Henry	
D800,184 S	10/2017	Suess et al.	
D800,336 S *	10/2017	Chang	D24/224
D806,890 S	1/2018	Williams et al.	
D806,892 S *	1/2018	Walden, II	D24/225
D812,767 S	3/2018	Osmus et al.	
D825,076 S	8/2018	Librach et al.	
D827,857 S *	9/2018	Buschtez	D24/225
D838,001 S *	1/2019	Ito	D24/225
D840,049 S *	2/2019	Schulz	D24/224
D841,183 S *	2/2019	Walden, II	D24/224
D843,013 S *	3/2019	Ito	D24/225
D854,184 S *	7/2019	Ito	D24/225
D855,203 S *	7/2019	Katsumata	D24/224
D855,206 S *	7/2019	Ito	D24/225
D855,208 S *	7/2019	Ito	D24/225
D855,209 S	7/2019	Ito et al.	
D855,210 S	7/2019	Ito et al.	
D867,612 S	11/2019	Ohmura et al.	
D867,613 S	11/2019	Ohmura et al.	
2005/0237607 A1	10/2005	Tenney	
2008/0056948 A1	3/2008	Dale et al.	
2009/0253582 A1	10/2009	Pena et al.	
2012/0045792 A1	2/2012	Cohen et al.	
2012/0142026 A1	6/2012	Miller et al.	
2015/0330776 A1	11/2015	Hayashi et al.	
2016/0175840 A1	6/2016	Ingber et al.	

OTHER PUBLICATIONS

Office Action dated Oct. 4, 2019 in Design U.S. Appl. No. 29/656,978.
Office Action dated Oct. 15, 2019 in Design U.S. Appl. No. 29/656,965.
Office Action dated Nov. 15, 2019 in Design U.S. Appl. No. 29/656,974.
Makeup Tool Kit 33 in 1 Make up Cosmetics Including Eyeshadow Blush Powder Lip gloss With Makeup Box Makeup Set for Gift. Online, published date unknown. Retrieved on Oct. 10, 2019 from URL: <https://kozeez.com/products/makeup-tool-kit-33-in-1-make-up-cosmetics-including-eyeshadow-blush-powder-lip-gloss-with-makeup-box>.
"Custom 6 Color Highlighter Makeup Packaging Eyeshadow Palette Container With Mirror," Nov. 10, 2019.
Office Action dated Oct. 3, 2019 in Design U.S. Appl. No. 29/656,960.
Office Action dated Nov. 15, 2019 in Design U.S. Appl. No. 29/656,973.
Office Action dated Nov. 21, 2019 in Design U.S. Appl. No. 29/656,983.
Office Action dated Nov. 25, 2019 in Design U.S. Appl. No. 29/656,989.
Office Action dated Dec. 9, 2019 in U.S. Appl. No. 29/657,001.
Office Action dated Dec. 10, 2019 in U.S. Appl. No. 29/656,985.
Makeup palette. Online, published date unknown. Retrieved on Dec. 5, 2019 from URL: <https://www.wallpaperflare.com/search?wallpaper=makeup+palette>.

* cited by examiner

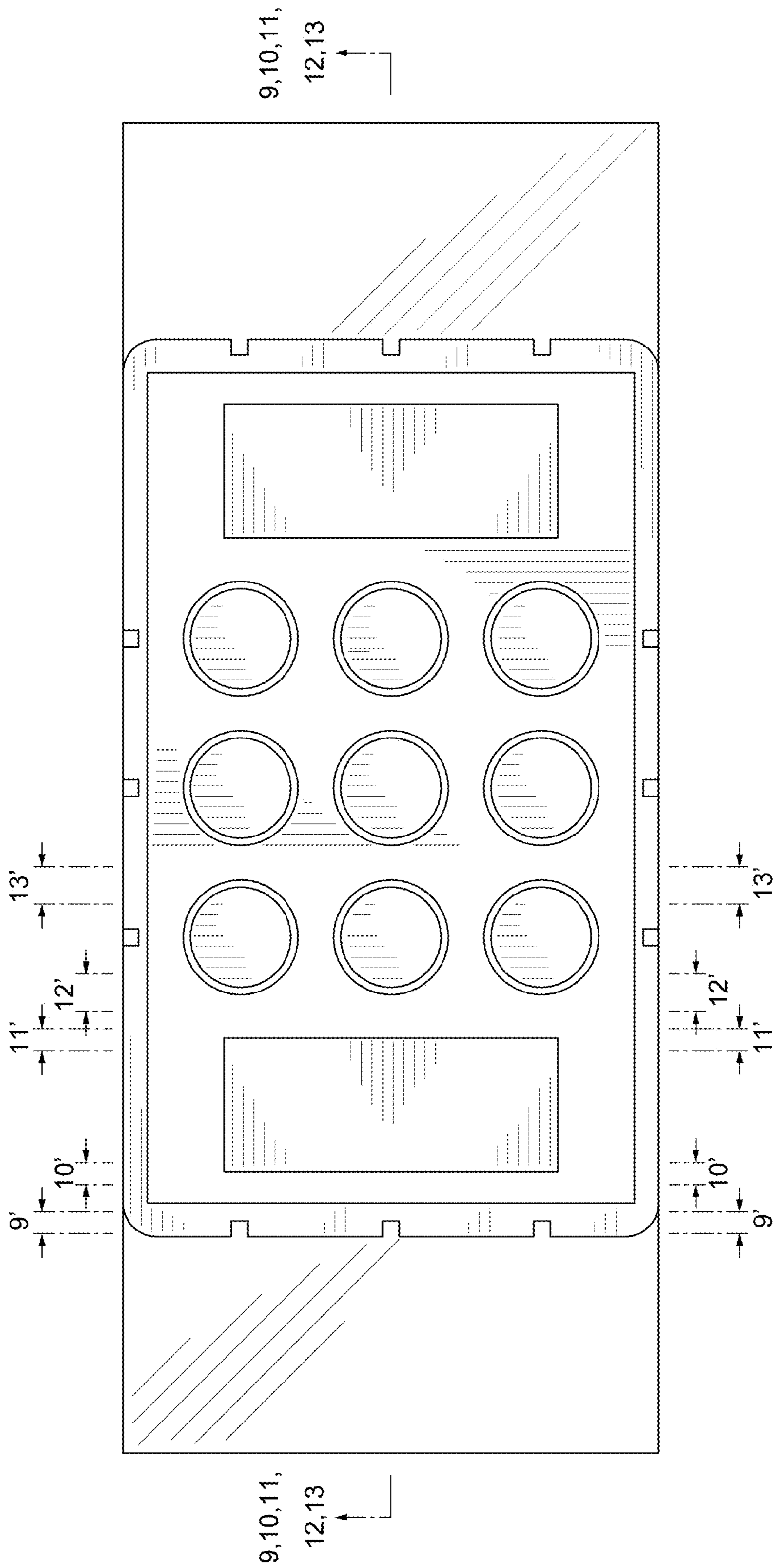


FIG. 1




FIG. 2



FIG. 3



FIG. 4



FIG. 5

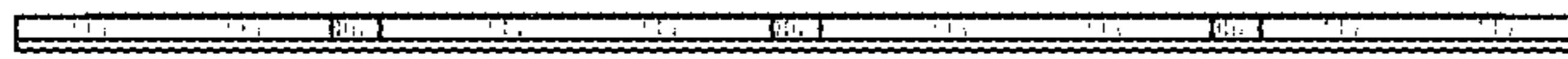


FIG. 6

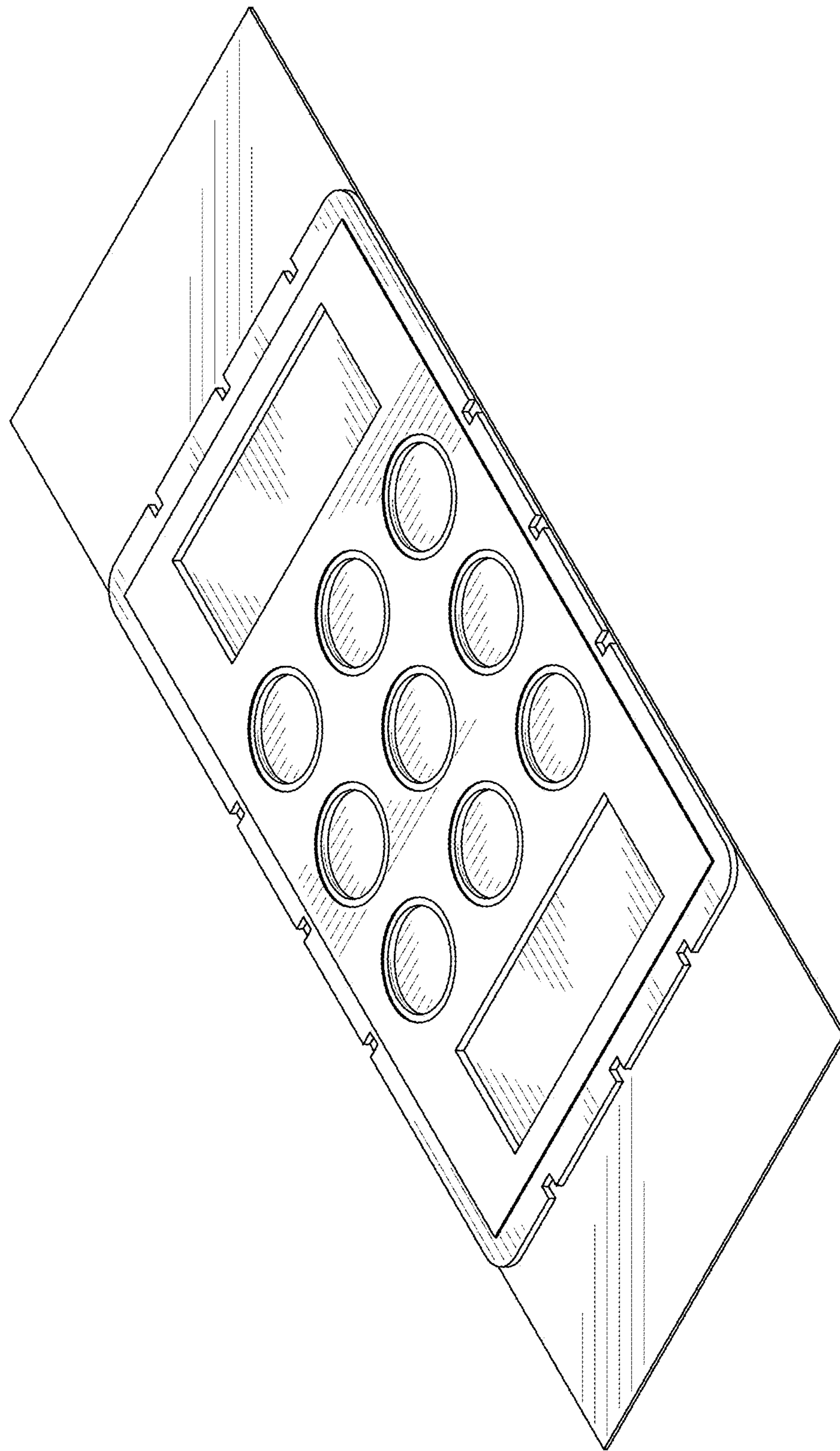


FIG. 7

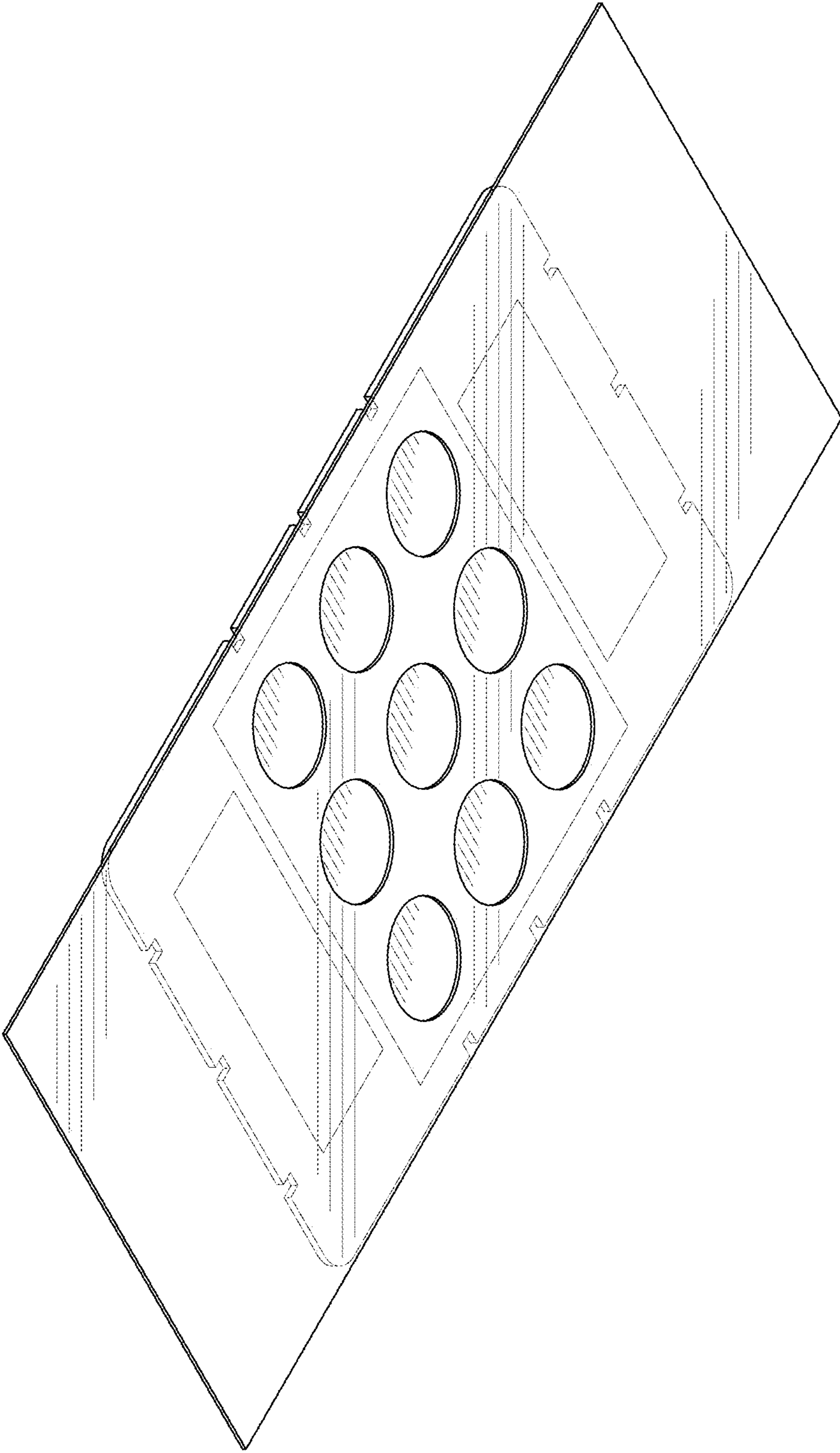


FIG. 8




FIG. 9

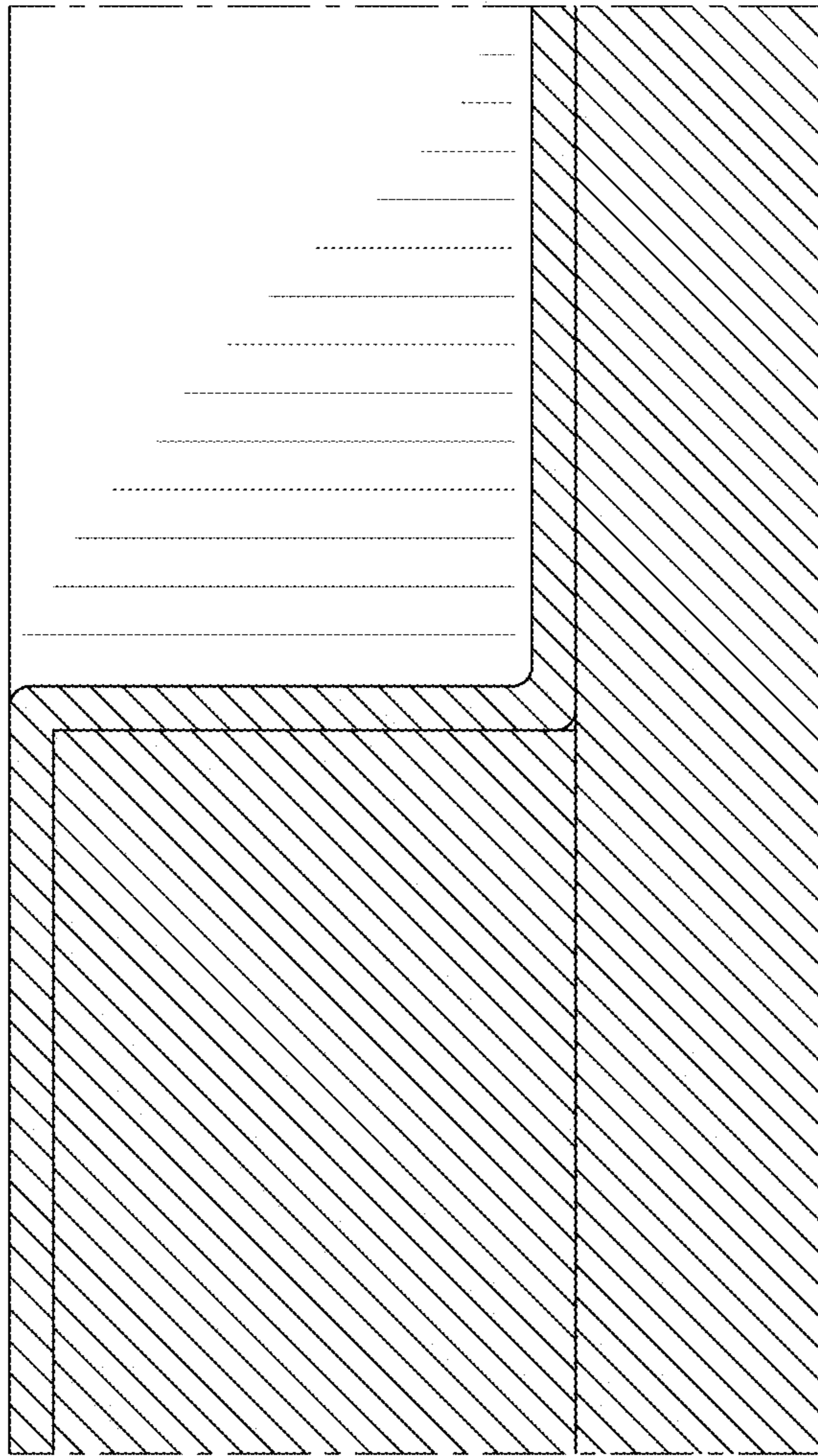


FIG. 10

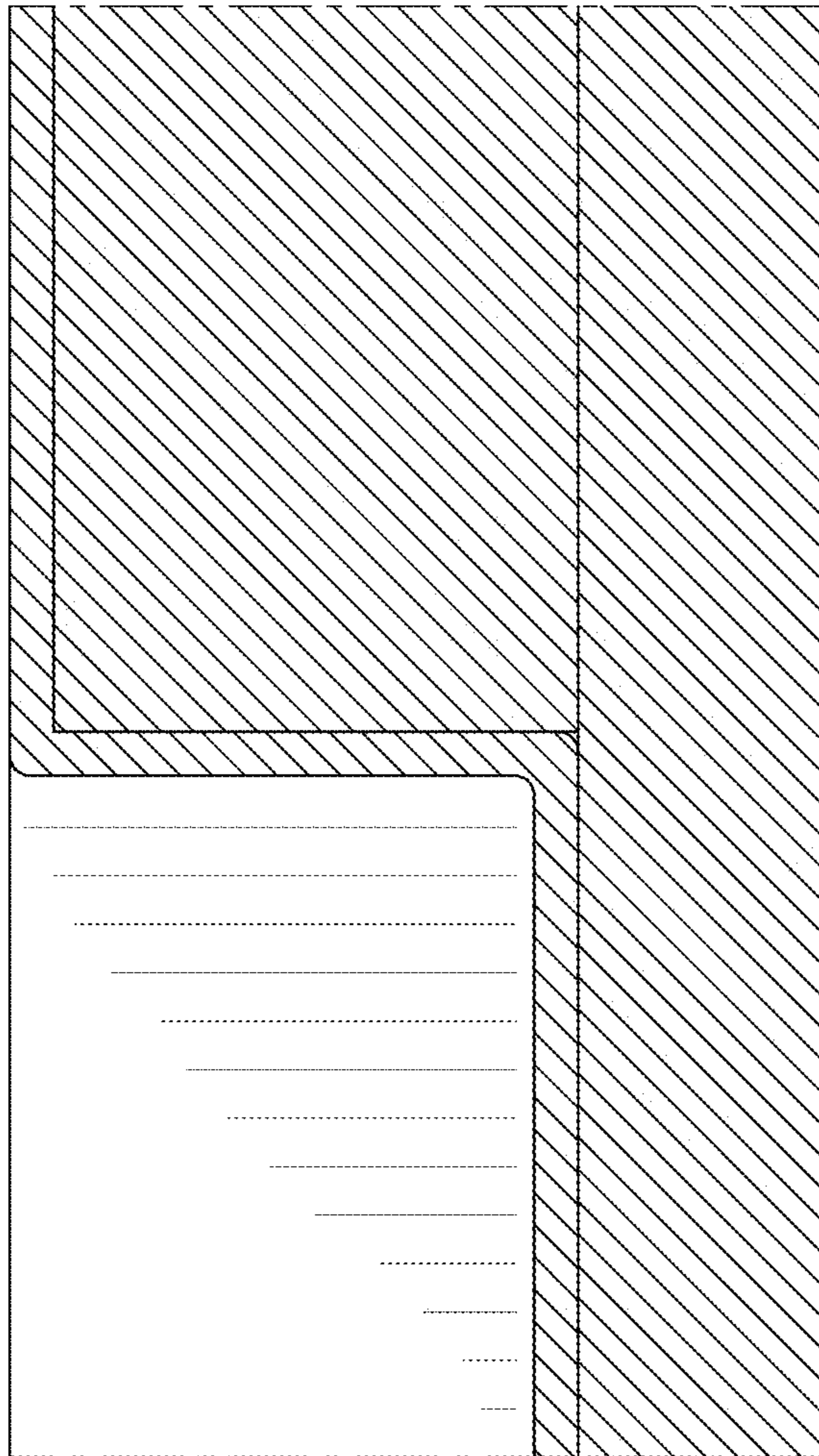


FIG. 11

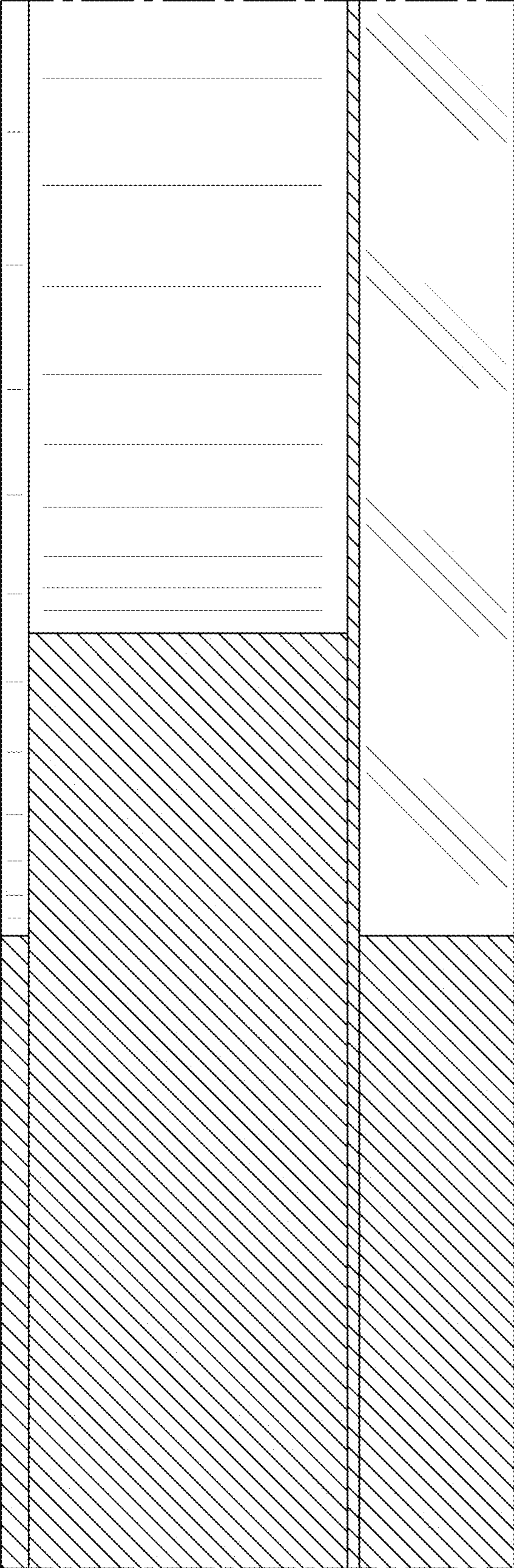


FIG. 12

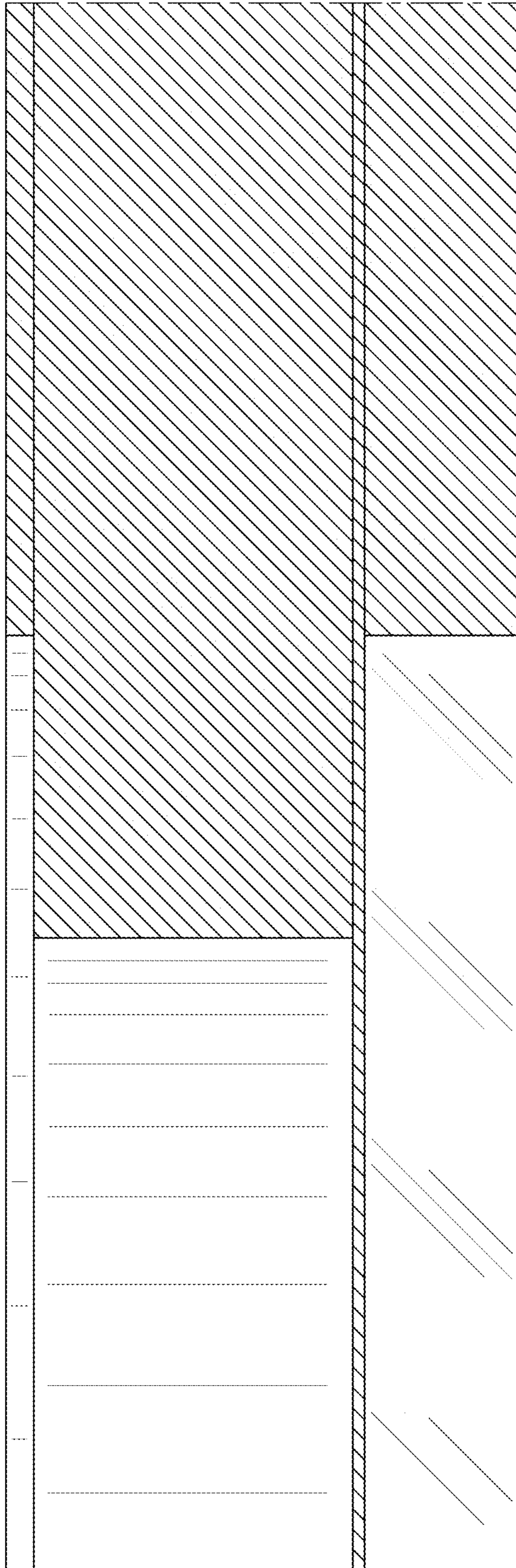


FIG. 13

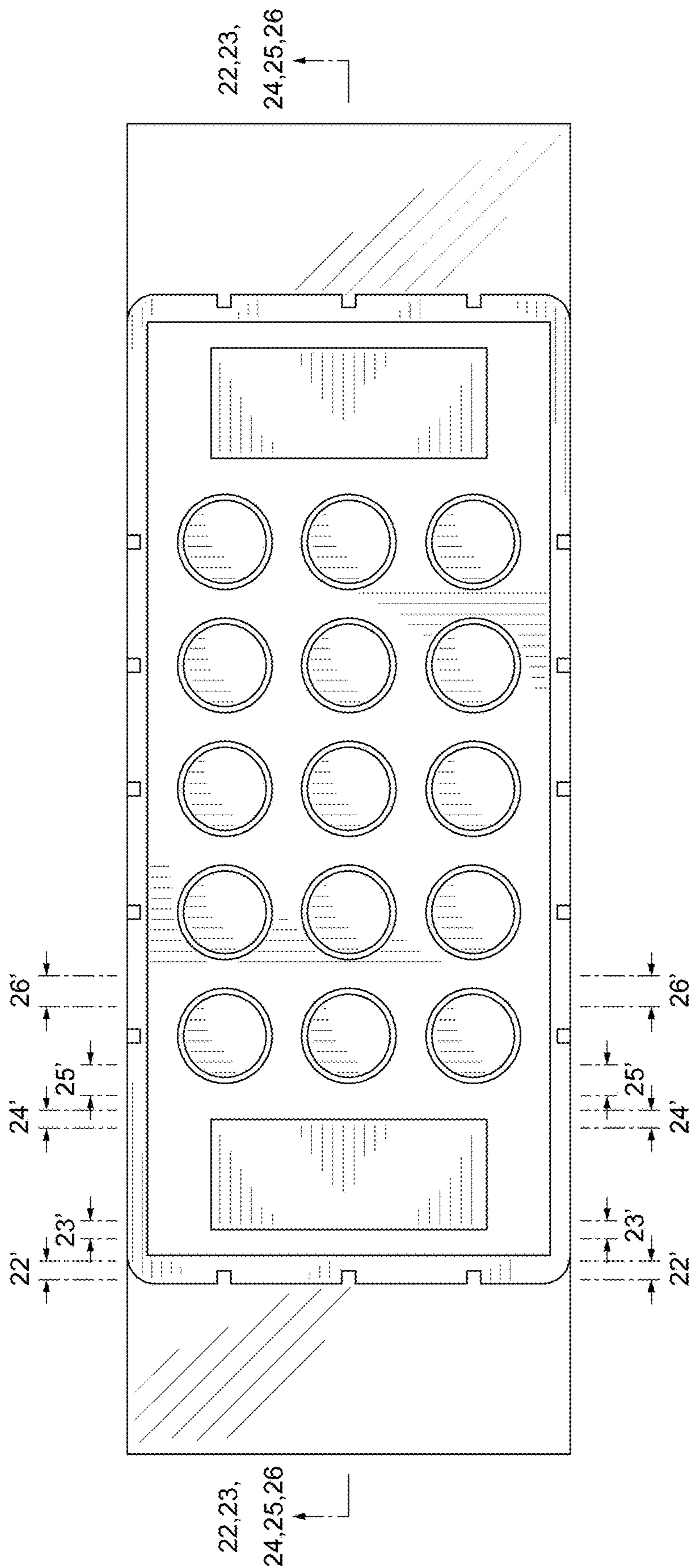


FIG. 14

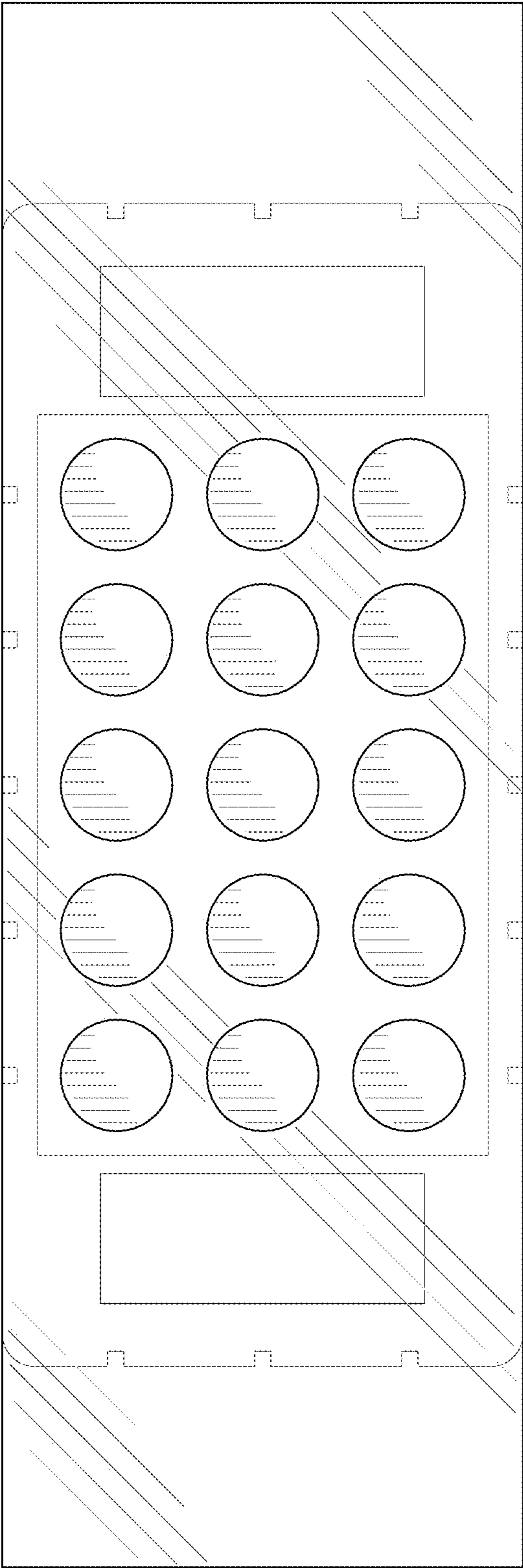


FIG. 15



FIG. 16



FIG. 17

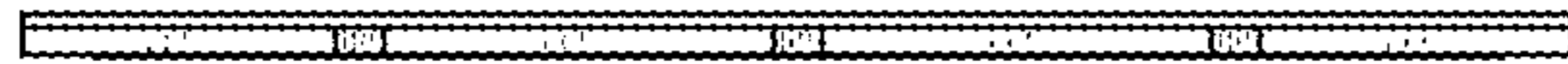


FIG. 18



FIG. 19

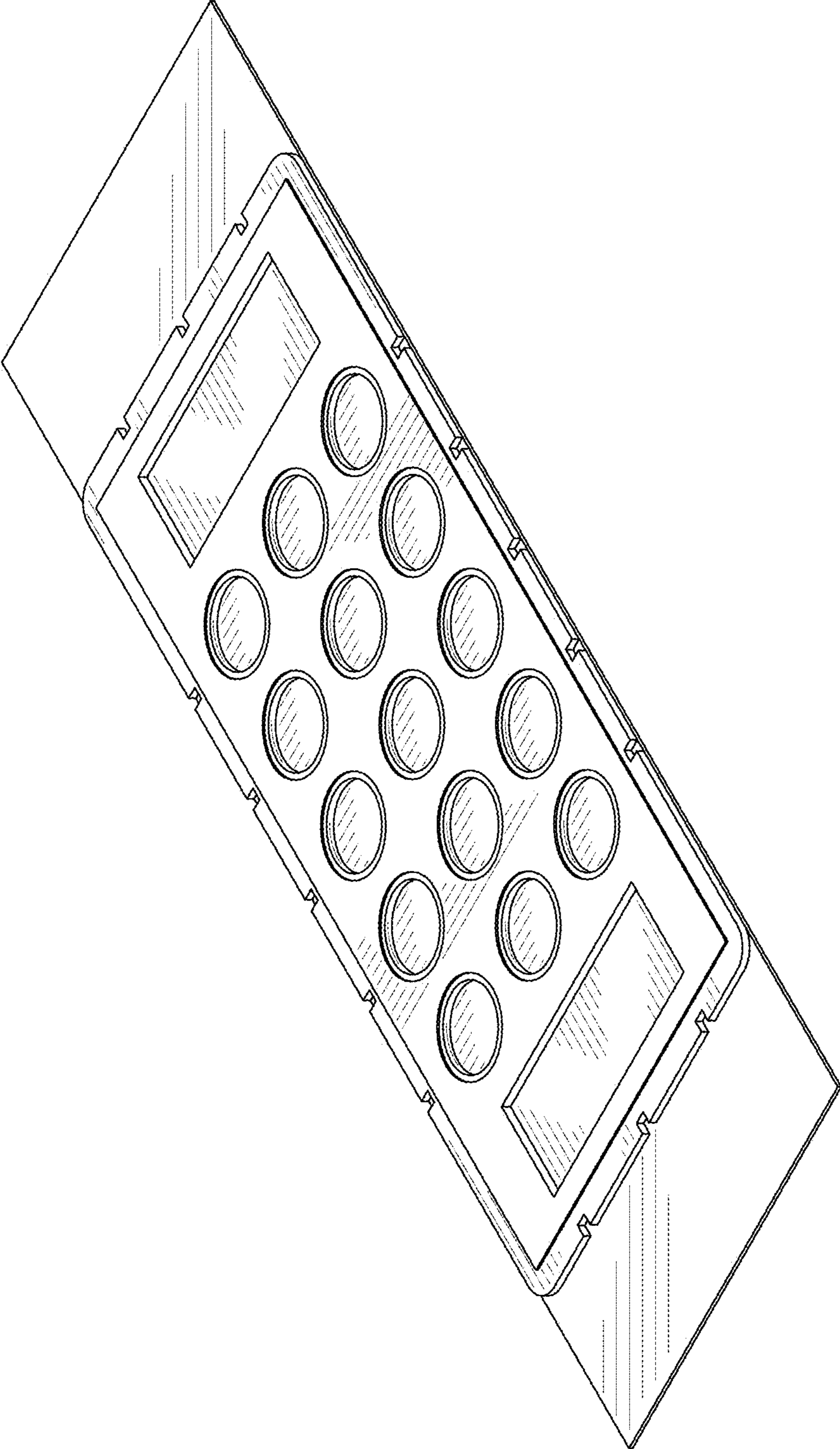


FIG. 20

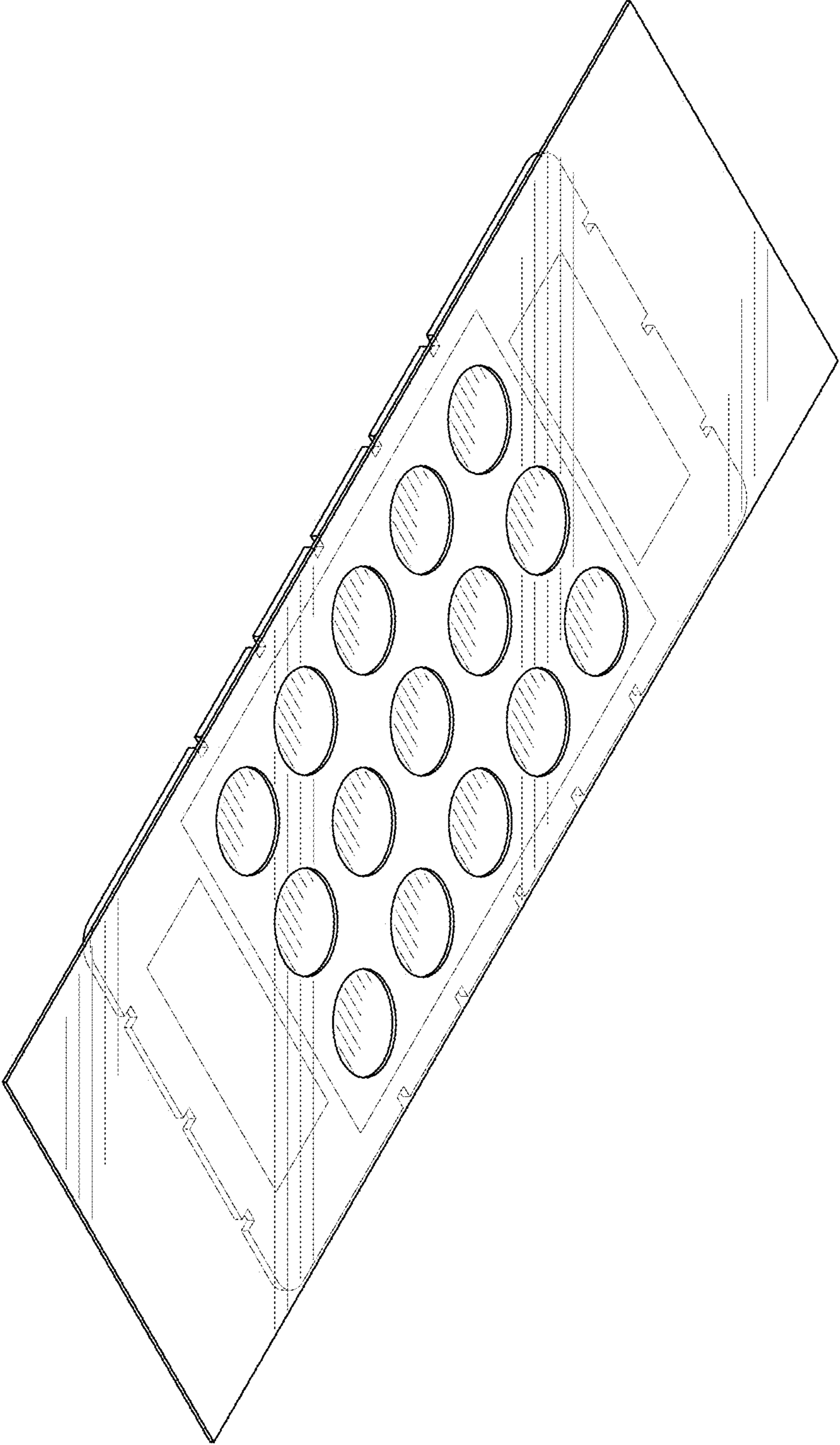


FIG. 21

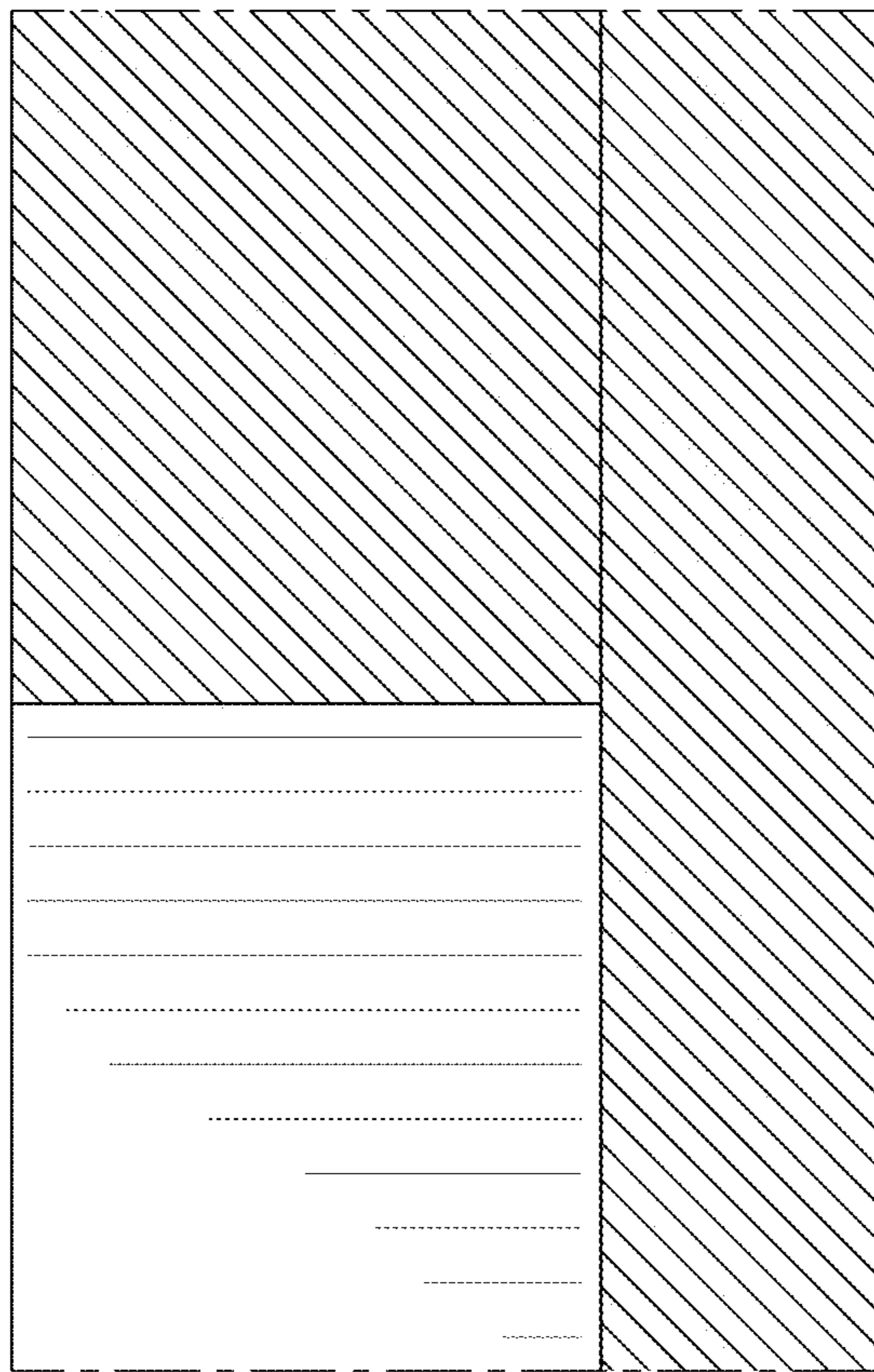


FIG. 22

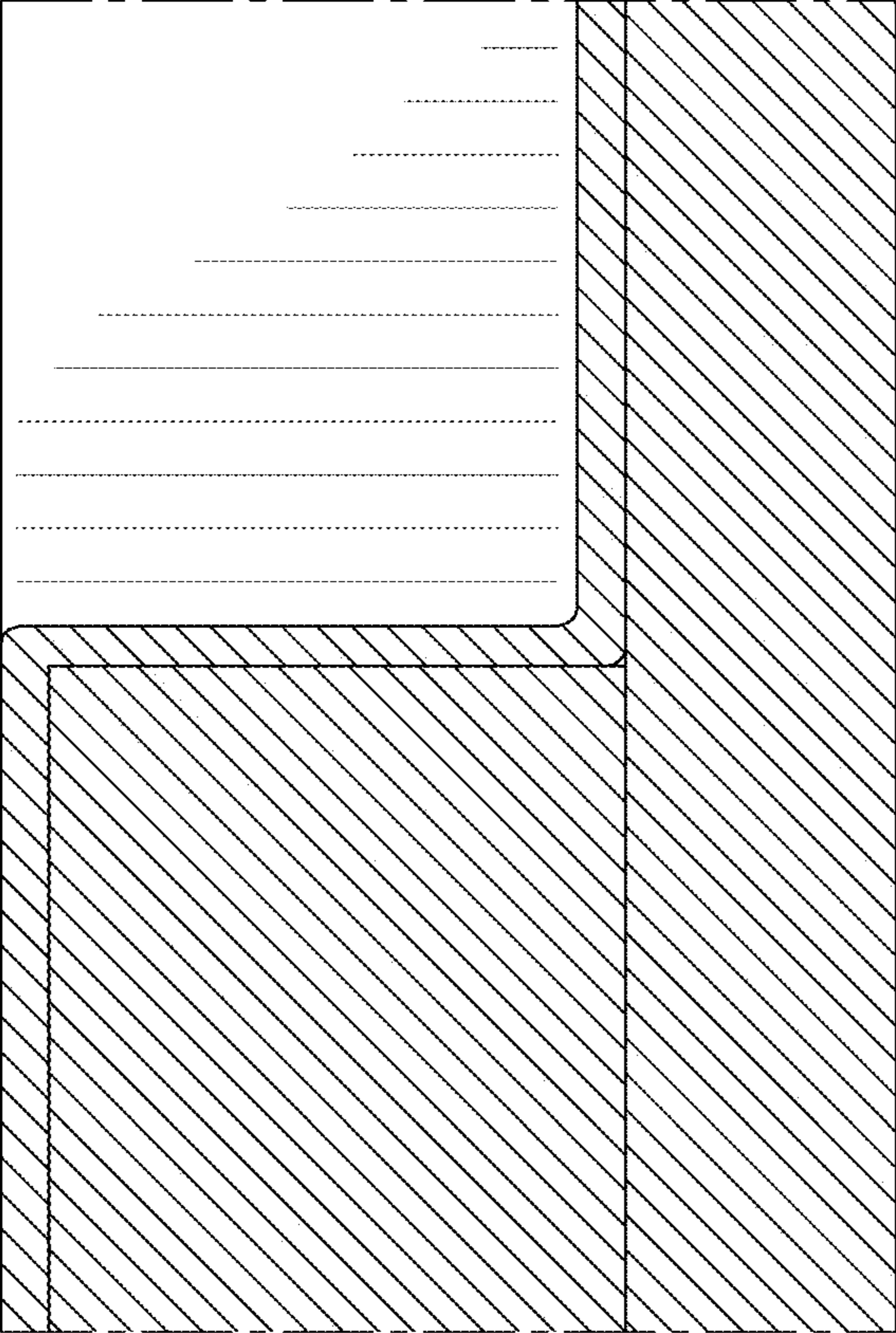


FIG. 23

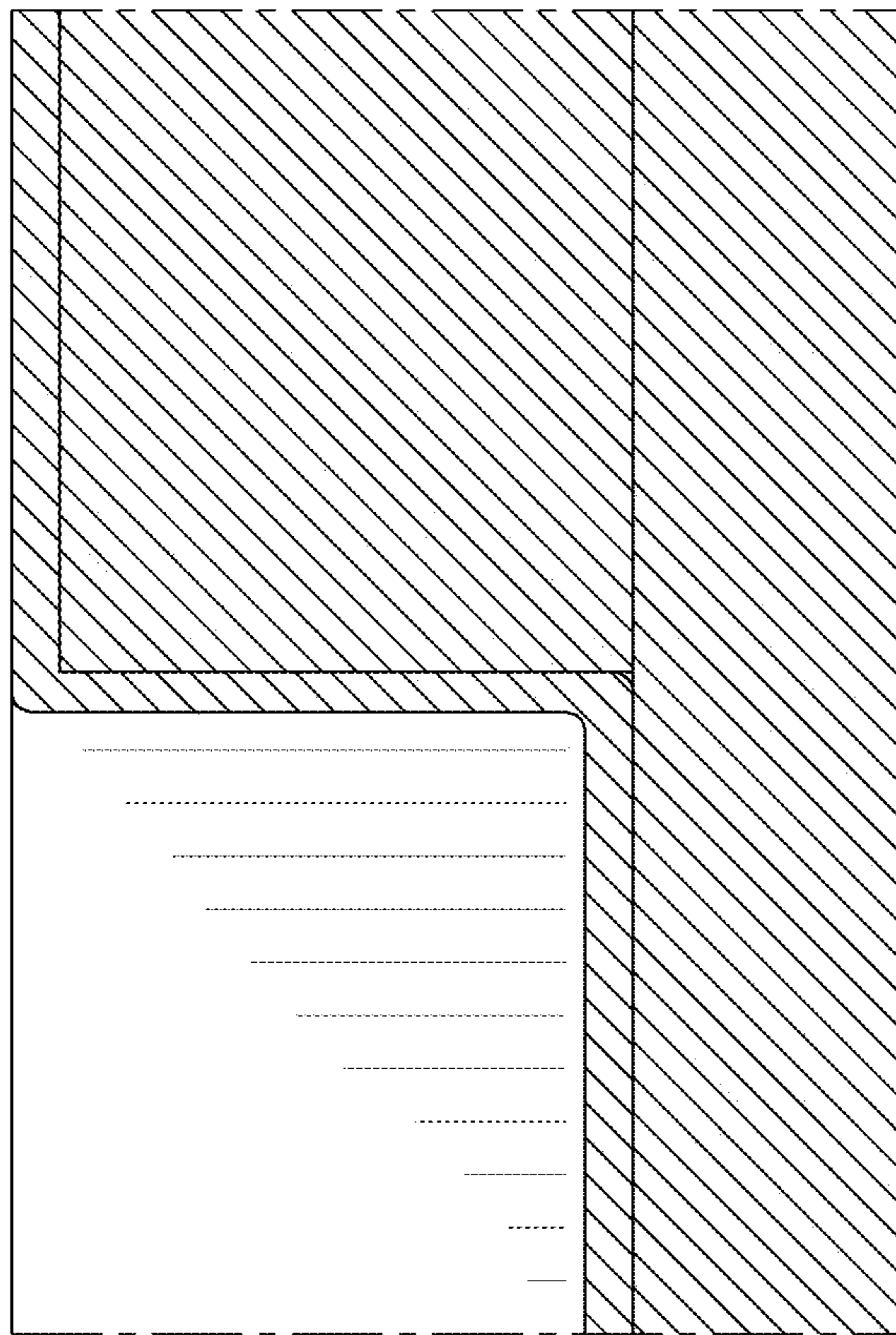


FIG. 24

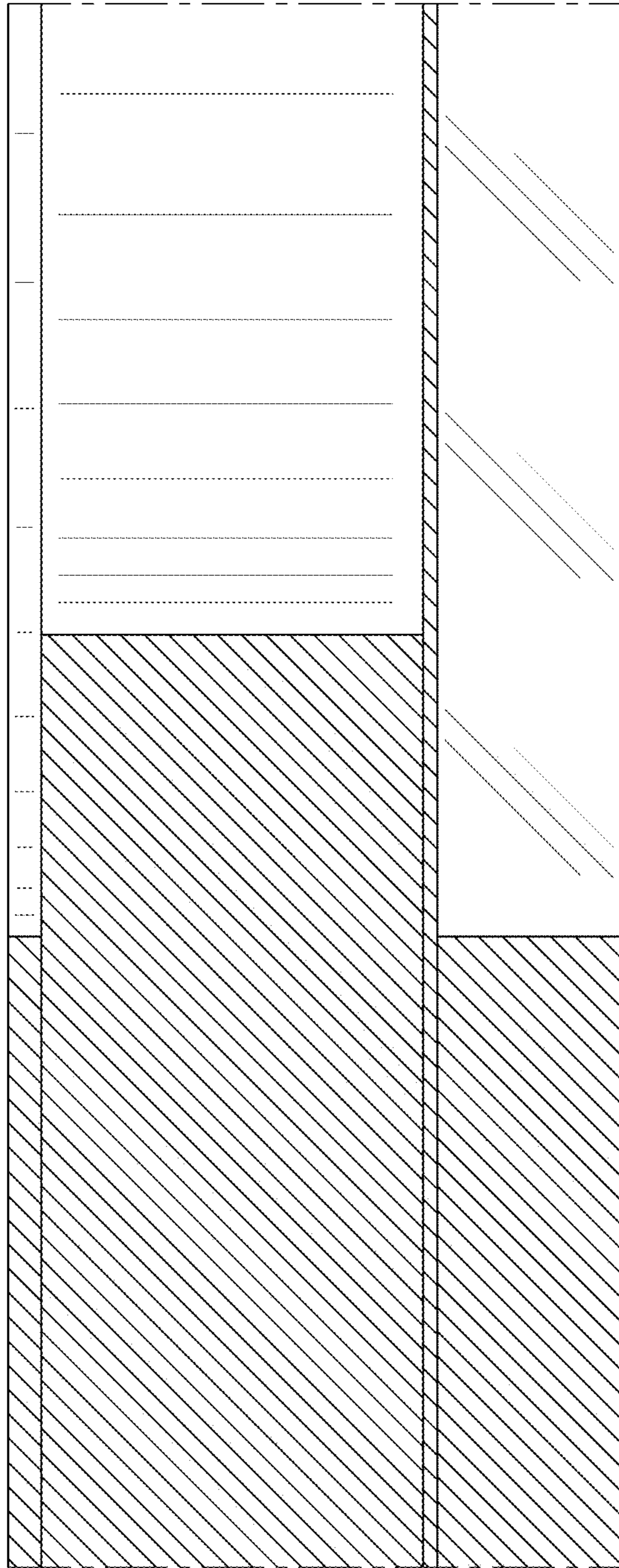


FIG. 25

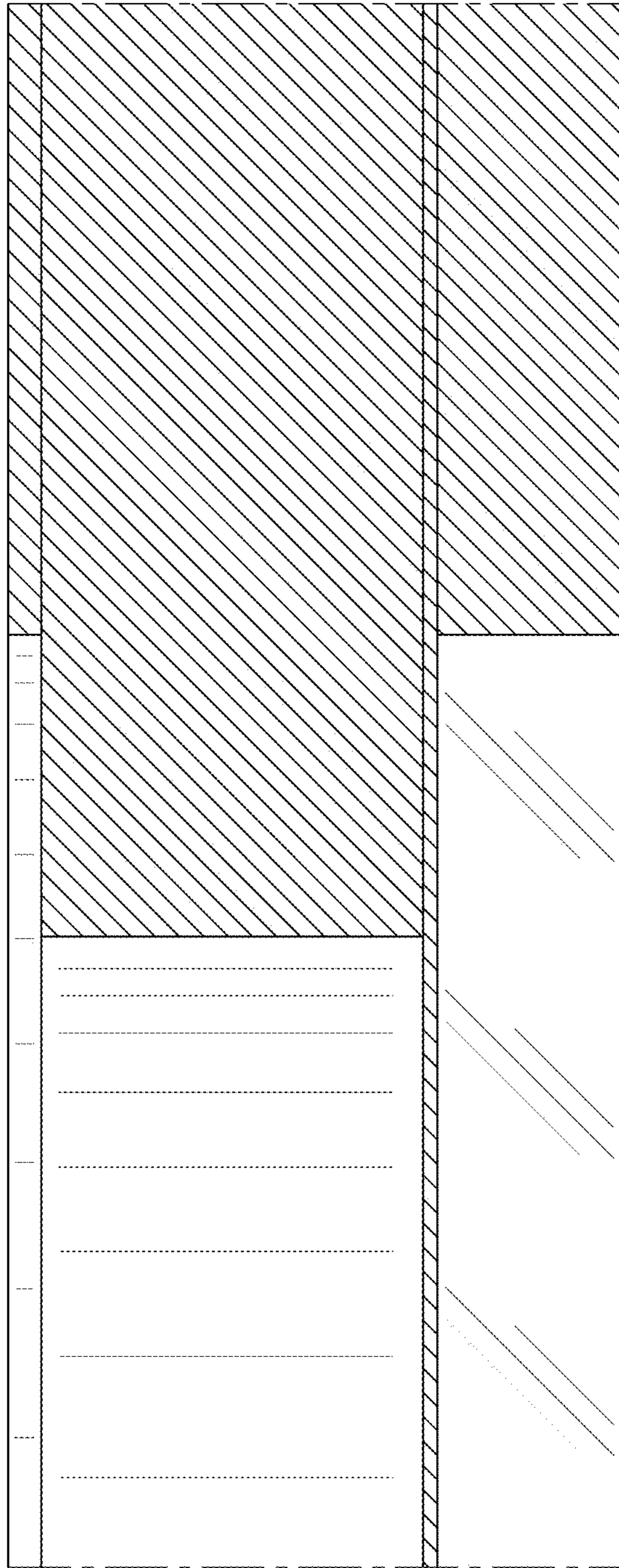


FIG. 26