



US00D895108S

(12) **United States Design Patent** (10) **Patent No.:** **US D895,108 S**
Frank et al. (45) **Date of Patent:** **** Sep. 1, 2020**

(54) **MALE URINE SPLASH GUARD**
(71) Applicants: **Sandy Frank**, New York, NY (US);
Lauren Furushima, New York, NY (US)
(72) Inventors: **Sandy Frank**, New York, NY (US);
Lauren Furushima, New York, NY (US)

D757,257 S 5/2016 Grossman
D802,123 S 11/2017 Jones
D807,500 S * 1/2018 Weber D24/122
10,603,205 B2 * 3/2020 Yang A61F 5/4556
2006/0155216 A1 7/2006 Flueckiger
2006/0218709 A1 * 10/2006 Langford A61F 5/4556
4/144.4
2017/0333245 A1 11/2017 Shi
2019/0358108 A1 * 11/2019 Cocks A61F 5/4556

(**) Term: **15 Years**
(21) Appl. No.: **29/724,688**
(22) Filed: **Feb. 18, 2020**
(51) **LOC (12) Cl.** **24-04**
(52) **U.S. Cl.**
USPC **D24/122**
(58) **Field of Classification Search**
USPC D24/122; D23/310
See application file for complete search history.

FOREIGN PATENT DOCUMENTS

CN 1611168 5/2005
DK 2003005500001 12/2003
EM 006254876001 2/2019
GB 2106009 11/2001
IN 201003774 3/2011
JP 3133804 7/2007
JP 2011218123 11/2011
JP 2013126524 6/2013
SE 791930001 10/2006
WO D054120001 2/2001
WO 2002038089 5/2002

* cited by examiner

Primary Examiner — Robert A Delehanty
(74) *Attorney, Agent, or Firm* — Weiss and May, P.C.

(56) **References Cited**
U.S. PATENT DOCUMENTS

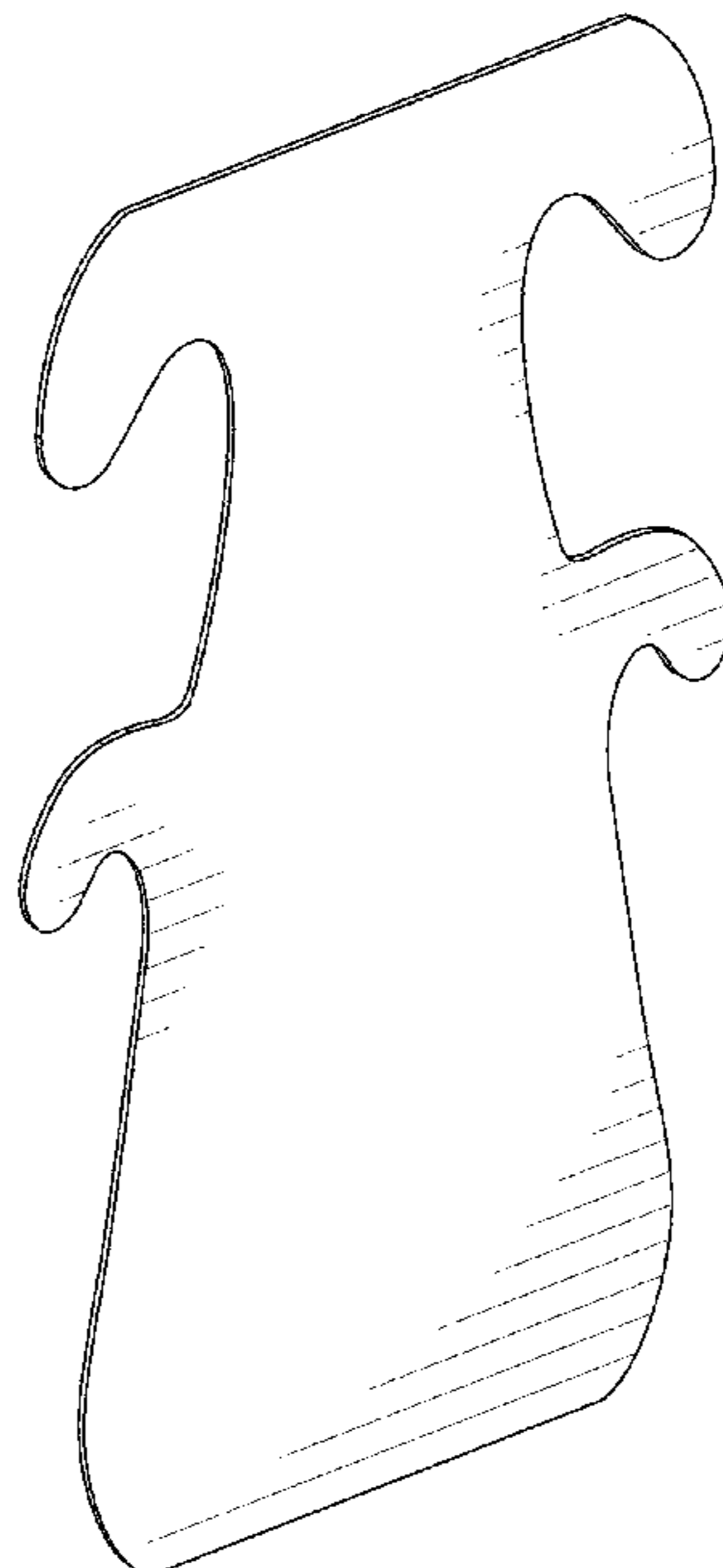
2,878,486 A 3/1959 Bartlett et al.
4,054,957 A * 10/1977 Diamond A61F 5/453
4/144.2
4,681,573 A 7/1987 McGovern et al.
D302,042 S * 7/1989 McGovern D24/122
5,049,144 A * 9/1991 Payton A61F 5/455
600/574
5,330,453 A * 7/1994 Cornellier A61F 5/4556
222/527
5,742,948 A 4/1998 Cicio
5,966,748 A 10/1999 Young et al.
D447,232 S 8/2001 Hernandez-Fumero
6,669,675 B2 * 12/2003 Lipman A61F 5/4556
604/329
D499,482 S 12/2004 Gugliotta

(57) **CLAIM**
A male urine splash guard, as shown and described.

DESCRIPTION

FIG. 1 is a perspective view of a male urine splash guard;
FIG. 2 is a front view of a male urine splash guard;
FIG. 3 is a rear view of a male urine splash guard;
FIG. 4 is a left-side view of a male urine splash guard;
FIG. 5 is a right-side view of a male urine splash guard;
FIG. 6 is a top plan view of a male urine splash guard; and,
FIG. 7 is a bottom plan view of a male urine splash guard.

1 Claim, 4 Drawing Sheets



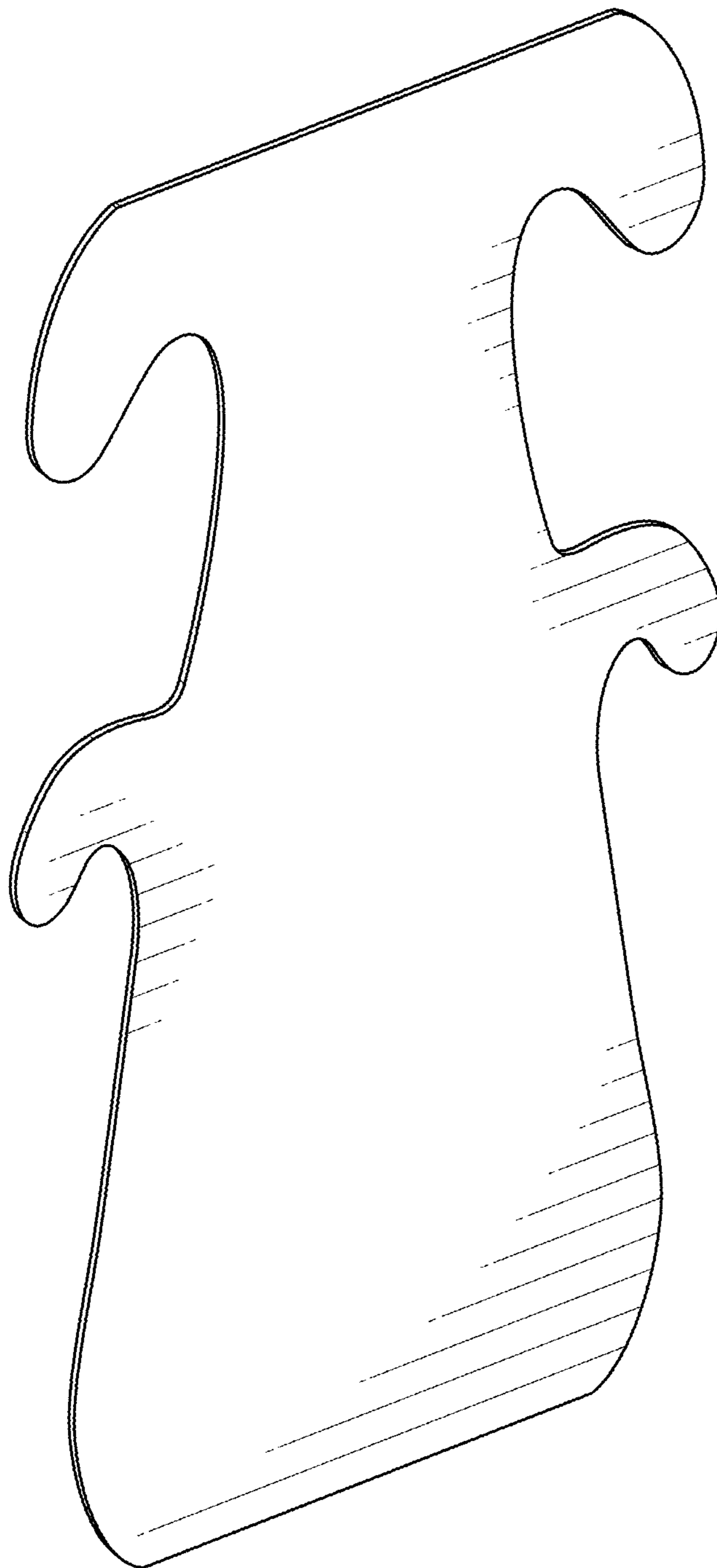


FIG. 1

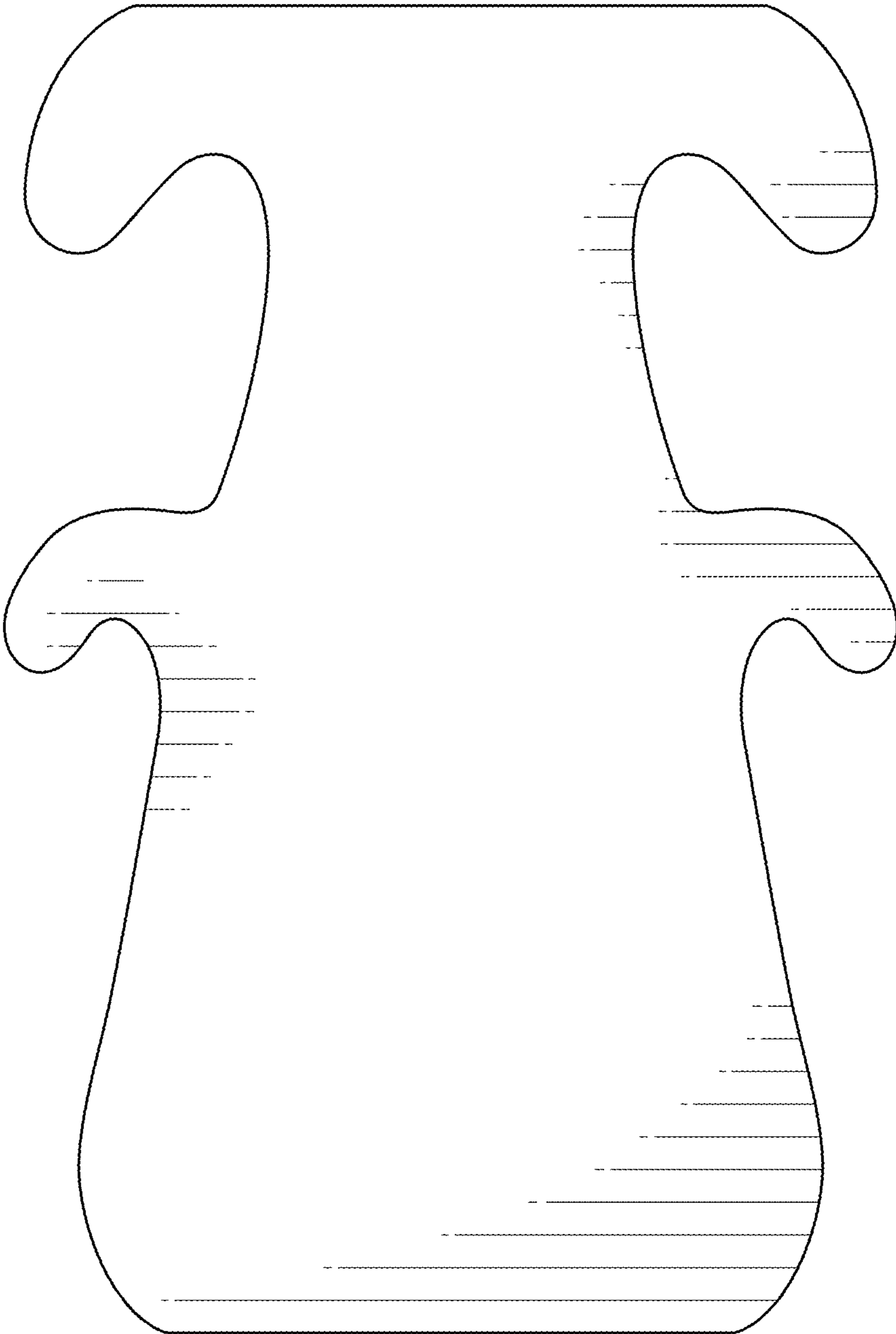


FIG. 2

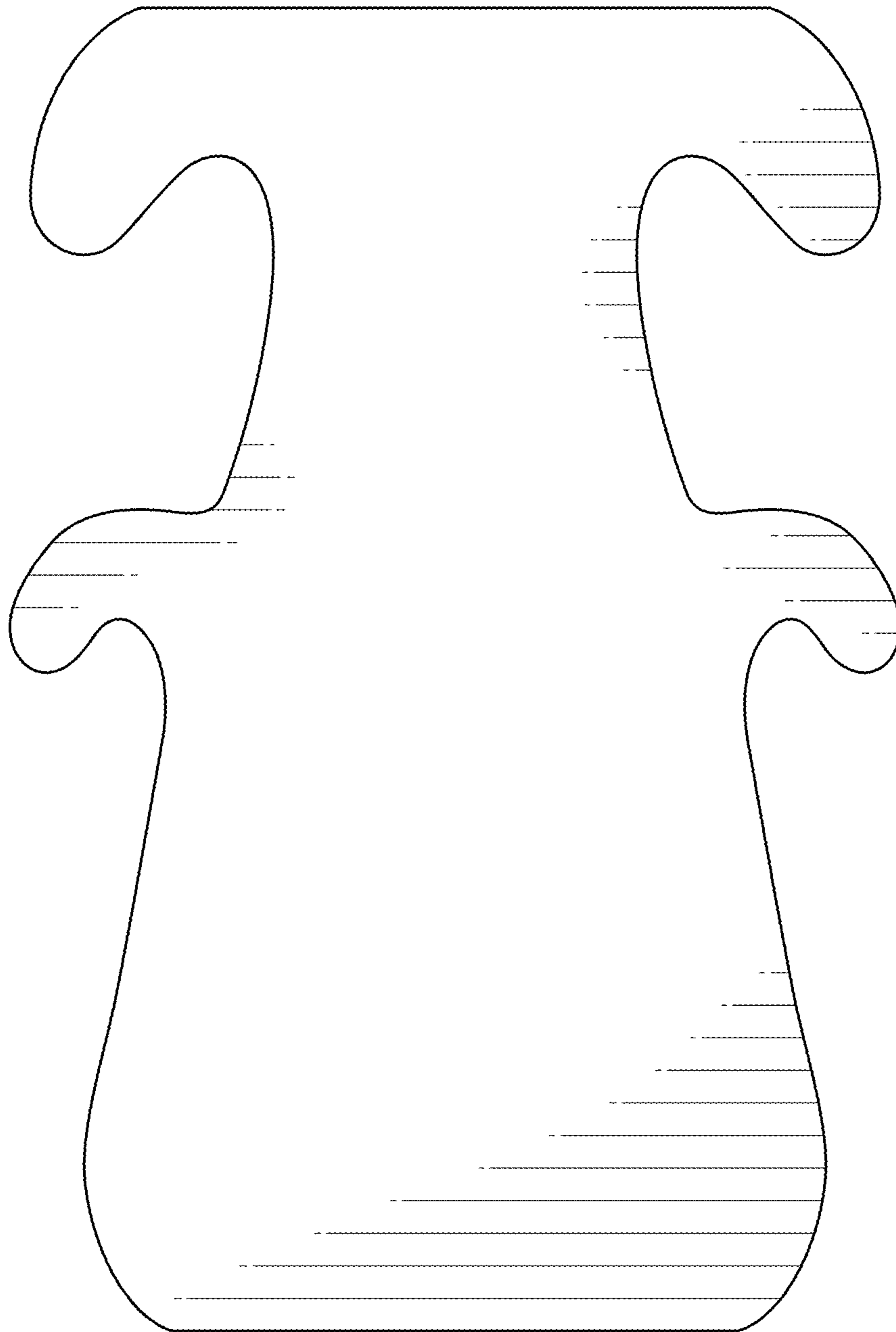


FIG. 3



FIG. 4



FIG. 5

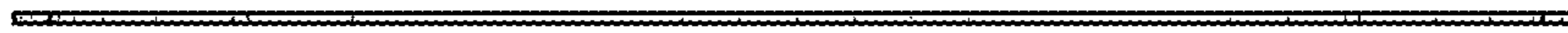


FIG. 6




FIG. 7