



US00D895094S

(12) **United States Design Patent**  
**Kinoshita**

(10) **Patent No.:** **US D895,094 S**

(45) **Date of Patent:** **\*\* Sep. 1, 2020**

(54) **CATALYST CARRIER FOR EXHAUST GAS PURIFICATION**

(71) Applicant: **NGK Insulators, Ltd.**, Nagoya-Shi (JP)

(72) Inventor: **Takashi Kinoshita**, Nagoya (JP)

(73) Assignee: **NGK Insulators, Ltd.**, Nagoya-Shi (JP)

(\*\*) Term: **15 Years**

(21) Appl. No.: **29/647,165**

(22) Filed: **May 10, 2018**

**Related U.S. Application Data**

(62) Division of application No. 29/596,130, filed on Mar. 6, 2017, now Pat. No. Des. 837,356.

(30) **Foreign Application Priority Data**

Sep. 15, 2016 (JP) ..... 2016-019963  
Sep. 15, 2016 (JP) ..... 2016-019964

(Continued)

(51) **LOC (12) Cl.** ..... **23-04**

(52) **U.S. Cl.**  
USPC ..... **D23/365; D23/355; D15/5**

(58) **Field of Classification Search**  
USPC ..... **D23/209, 341, 354, 355, 364-365, D23/386-391; D25/114-116, 118-125; D7/412**

(Continued)

(56) **References Cited**

**U.S. PATENT DOCUMENTS**

910,192 A 1/1909 Grouvelle et al.  
3,267,563 A 8/1966 Seaton

(Continued)

**FOREIGN PATENT DOCUMENTS**

JP 2008-241180 A1 10/2008

*Primary Examiner* — Sheryl Lane

*Assistant Examiner* — Calvin E Vansant

(74) *Attorney, Agent, or Firm* — Burr & Brown, PLLC

(57) **CLAIM**

The ornamental design for a catalyst carrier for exhaust gas purification, as shown and described.

**DESCRIPTION**

FIG. 1 is a perspective view of a catalyst carrier for exhaust gas purification illustrating my new design;

FIG. 2 is a front view thereof; the rear view thereof being a mirror image;

FIG. 3 is a top view thereof, the bottom view thereof being a mirror image;

FIG. 4 is a right view thereof, the left view thereof being a mirror image;

FIG. 5 is an enlarged view delimited by the lines labelled 5 in FIG. 2;

FIG. 6 is a middle omitted cross-sectional view taken through line 6-6 of FIG. 5; and,

FIG. 7 is a middle omitted partial cross-sectional view taken through and delimited by lines 7-7 of FIG. 5.

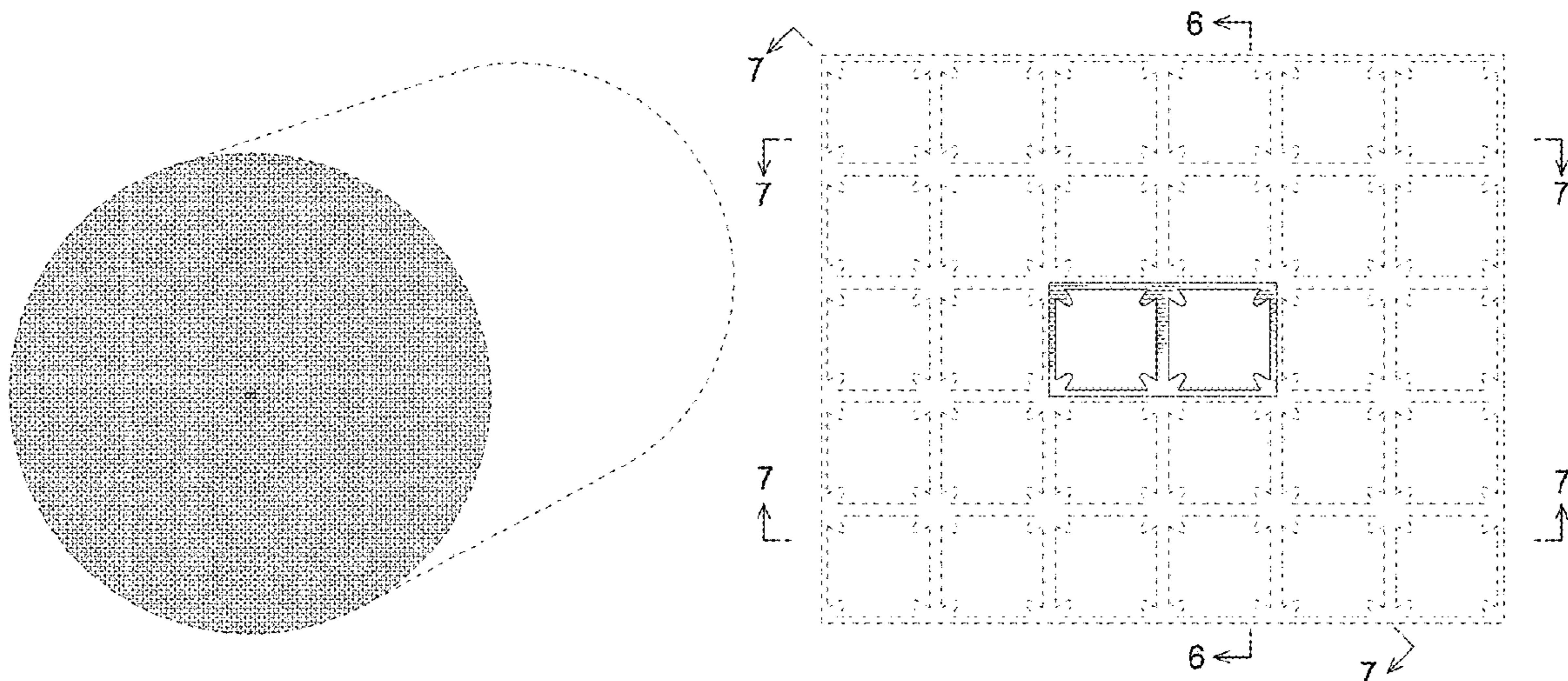
The catalyst carrier is used for removing toxic substances contained in exhaust fumes emitted from automobile engines and the like. The catalyst carrier has fins in each of its cells. The fin is provided in the same sectional shape over the whole length of the cells.

The broken lines in the drawings depict unclaimed subject matter only and form no part of the claimed design.

The catalyst carrier for exhaust gas purification is shown with a symbolic break in its length. The appearance of any portion of the article between the break lines forms no part of the claimed design.

The chain lines in the drawings depict a boundary between the claimed design and the unclaimed subject matter and form no part of the claimed design.

**1 Claim, 7 Drawing Sheets**



**(30) Foreign Application Priority Data**

Sep. 15, 2016 (JP) ..... 2016-019965  
 Sep. 15, 2016 (JP) ..... 2016-019966  
 Sep. 15, 2016 (JP) ..... 2016-019967  
 Sep. 15, 2016 (JP) ..... 2016-019968

**(58) Field of Classification Search**

CPC ..... F01N 2330/06; F01N 3/0222; B01D  
 46/2429; B01D 46/2451; B01D 46/247;  
 B01D 46/2492; B01D 46/2481; F28F  
 1/40; E04B 2/42; E04B 2/44; E04B 2/50;  
 E04B 2/52; E04B 2/54

See application file for complete search history.

**(56) References Cited**

**U.S. PATENT DOCUMENTS**

3,267,564 A 8/1966 Keyes  
 3,344,457 A 10/1967 Grobert  
 D210,286 S 2/1968 Venema et al.  
 3,824,832 A 7/1974 Starostin et al.  
 4,658,892 A 4/1987 Shinohara et al.  
 4,740,408 A 4/1988 Mochida et al.  
 4,767,309 A 8/1988 Mizuno et al.

D304,501 S 11/1989 VanWassehnova et al.  
 5,275,234 A \* 1/1994 Booth ..... F28F 1/40  
 165/133  
 6,019,951 A 2/2000 Sie et al.  
 6,202,703 B1 \* 3/2001 Kuroda ..... C22C 9/05  
 138/178  
 6,343,923 B1 \* 2/2002 Cunningham ..... B28B 3/269  
 425/190  
 D472,625 S 4/2003 Sekoguchi et al.  
 6,593,261 B2 7/2003 Shinohara et al.  
 D612,007 S \* 3/2010 Brockdorff ..... B28B 3/269  
 D23/207  
 D645,116 S \* 9/2011 McKean ..... C22C 9/05  
 D23/207  
 D645,159 S 9/2011 Loken  
 D645,161 S 9/2011 Loken  
 8,091,615 B2 \* 1/2012 Houfuku ..... F28F 1/40  
 165/133  
 D697,168 S 1/2014 Rusten et al.  
 D785,132 S 4/2017 Jackson et al.  
 2002/0195233 A1 12/2002 Thors et al.  
 2005/0188538 A1 9/2005 Kondo et al.  
 2006/0188415 A1 8/2006 Ohno et al.  
 2009/0133864 A1 5/2009 Stier  
 2015/0316329 A1 11/2015 Lang  
 2016/0305687 A1 10/2016 Neidenberger et al.

\* cited by examiner

Fig. 1

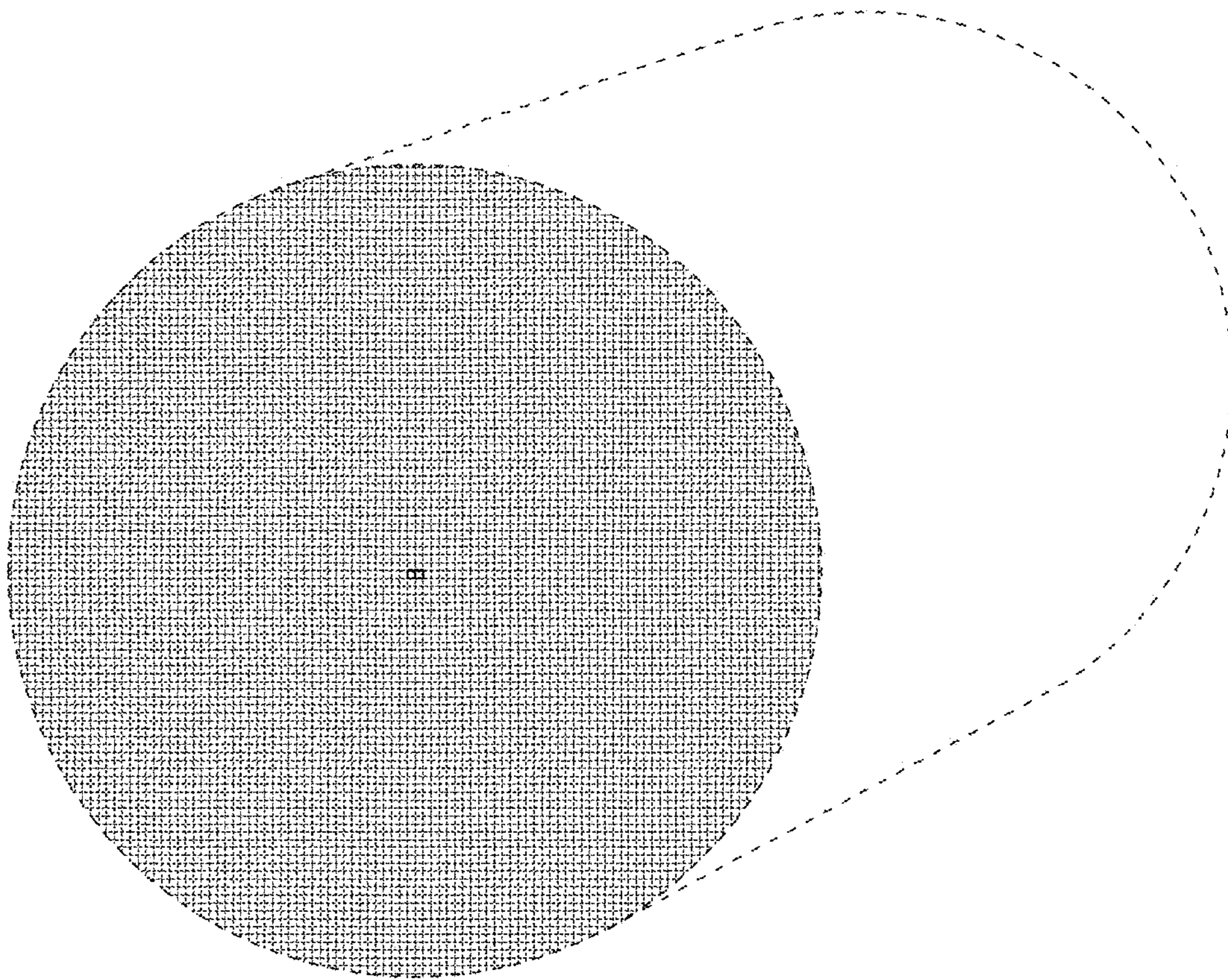


Fig. 2

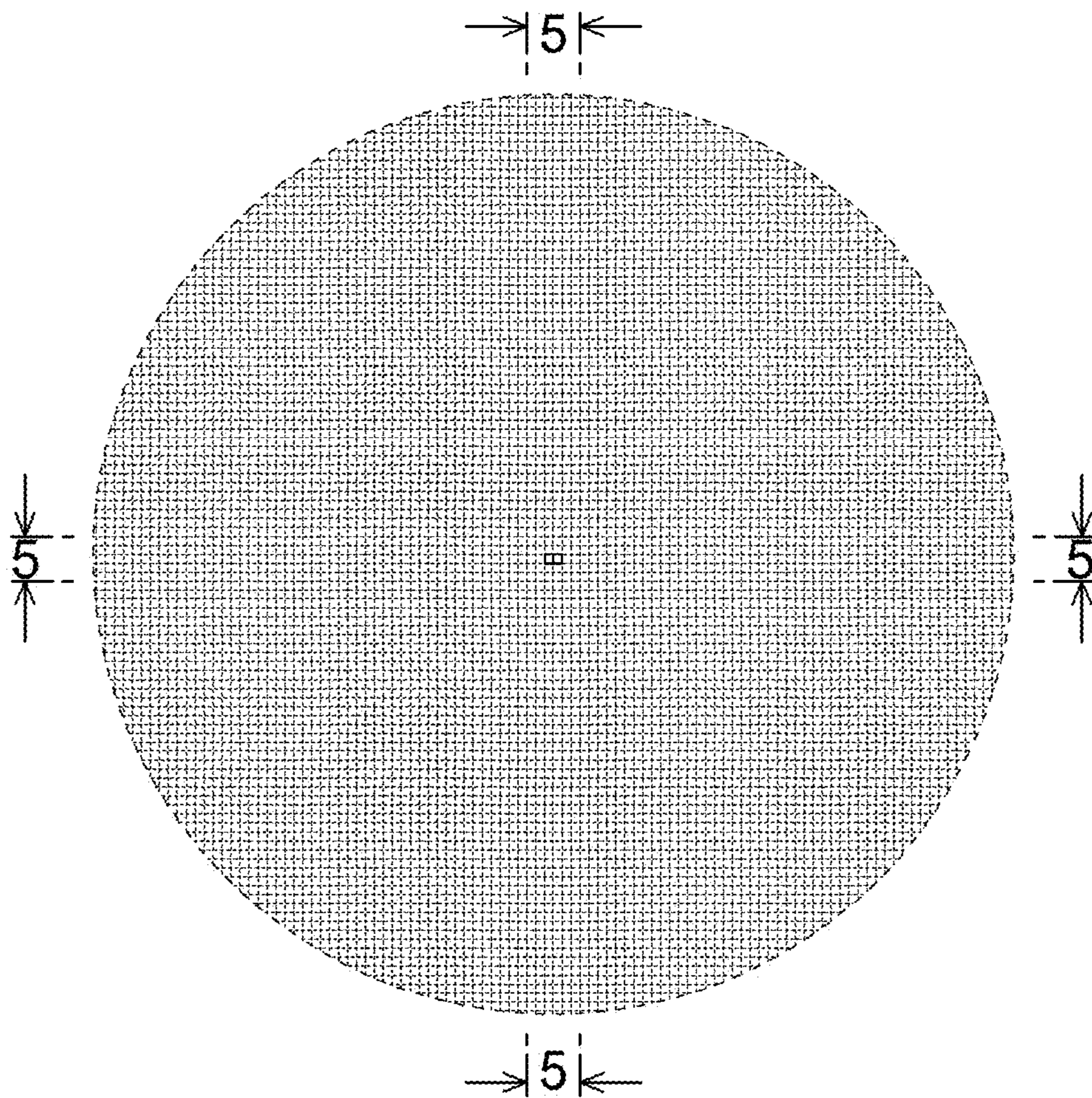


Fig. 3



Fig. 4



Fig. 5

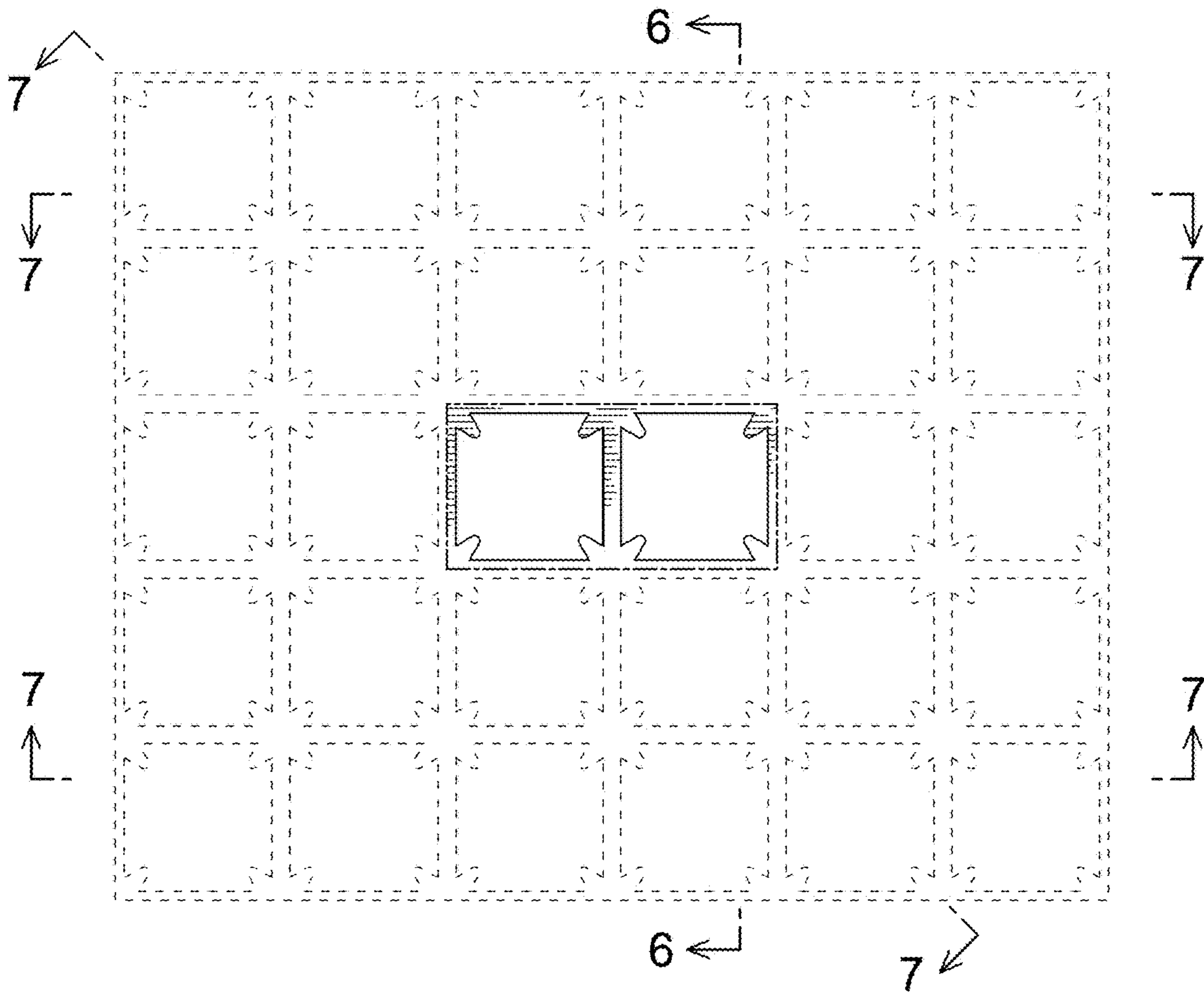


Fig. 6






Fig. 7

