

US00D895093S

(12) **United States Design Patent** (10) **Patent No.:** **US D895,093 S**  
**Nakamura** (45) **Date of Patent:** **\*\* Sep. 1, 2020**

(54) **AIR PURIFIER** 8,603,397 B2 \* 12/2013 Gruenbacher ..... A61L 9/145  
 422/124  
 (71) Applicant: **Junji Nakamura**, Osaka (JP) D729,920 S \* 5/2015 Lim ..... D23/364  
 D731,045 S \* 6/2015 Huang ..... D23/364  
 (72) Inventor: **Junji Nakamura**, Osaka (JP) D733,278 S \* 6/2015 Newlin ..... D23/366  
 D737,419 S \* 8/2015 Emarlou ..... D23/360  
 (73) Assignee: **DAIKIN INDUSTRIES, LTD.**, Osaka-shi, Osaka-Fu (JP) D748,771 S \* 2/2016 Dietrich ..... D23/366  
 D840,010 S \* 2/2019 Schumann ..... D23/342  
 D842,975 S \* 3/2019 Schumann ..... D23/342  
 D846,104 S \* 4/2019 Stoner, Jr. .... D23/355  
 D876,599 S \* 2/2020 He ..... D23/364  
 D877,873 S \* 3/2020 Pan ..... D23/364

(\*\*) Term: **15 Years**

(21) Appl. No.: **29/693,208**

(22) Filed: **May 31, 2019**

(30) **Foreign Application Priority Data**

Dec. 21, 2018 (JP) ..... 2018-028015

(51) **LOC (12) Cl.** ..... **23-04**

(52) **U.S. Cl.**  
USPC ..... **D23/364**

(58) **Field of Classification Search**

USPC ..... D23/355-366, 352, 369, 332, 333, 335,  
 D23/336, 342, 351; 422/120, 122;  
 55/356, 473, 504; 96/97; 261/DIG. 17,  
 261/DIG. 65, DIG. 88, DIG. 31  
 CPC .. A61L 9/16; A61L 9/22; B01D 47/00; B01D  
 47/027; B01D 2221/02; B01D 2259/4508;  
 B03C 3/155; B03C 3/368; F24F 3/16;  
 F24F 13/20; F24F 13/28; F24F  
 2001/0096

See application file for complete search history.

(56) **References Cited**

**U.S. PATENT DOCUMENTS**

D657,034 S \* 4/2012 Chouji ..... D23/351  
 D683,439 S \* 5/2013 Choi ..... D23/364

\* cited by examiner

*Primary Examiner* — David G Muller

(74) *Attorney, Agent, or Firm* — Manabu Kanesaka

(57) **CLAIM**

The ornamental design for an air purifier, as shown and described.

**DESCRIPTION**

FIG. 1 is a perspective view of an air purifier showing my new design;  
 FIG. 2 is a front view thereof;  
 FIG. 3 is a rear view thereof;  
 FIG. 4 is a plan view thereof;  
 FIG. 5 is a bottom view thereof;  
 FIG. 6 is a left side view thereof; and,  
 FIG. 7 is a right side view thereof.  
 The broken line showing of the air purifier is for the purpose of illustrating portions of the article and forms no part of the claimed design.

**1 Claim, 6 Drawing Sheets**

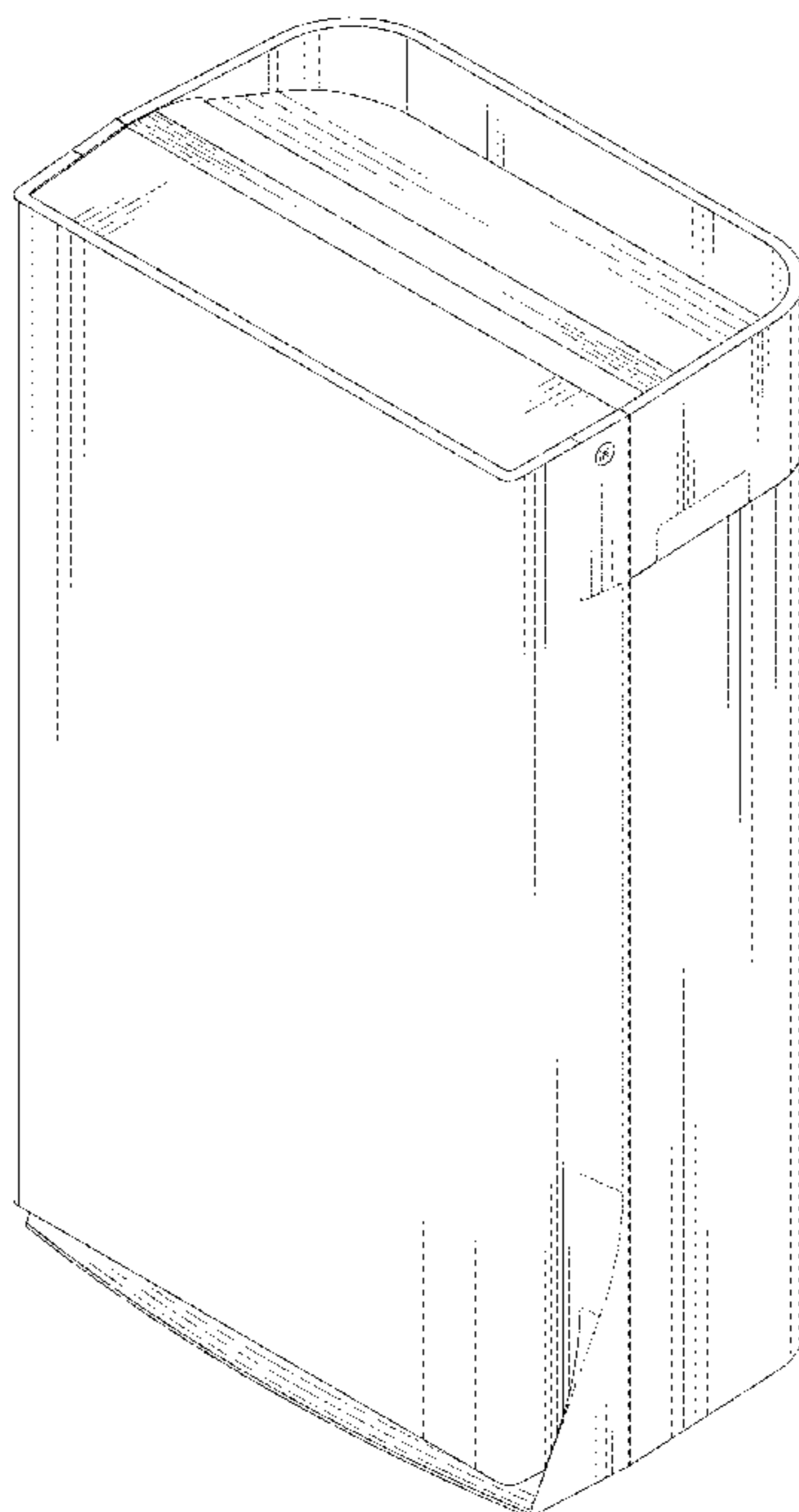


Fig.1

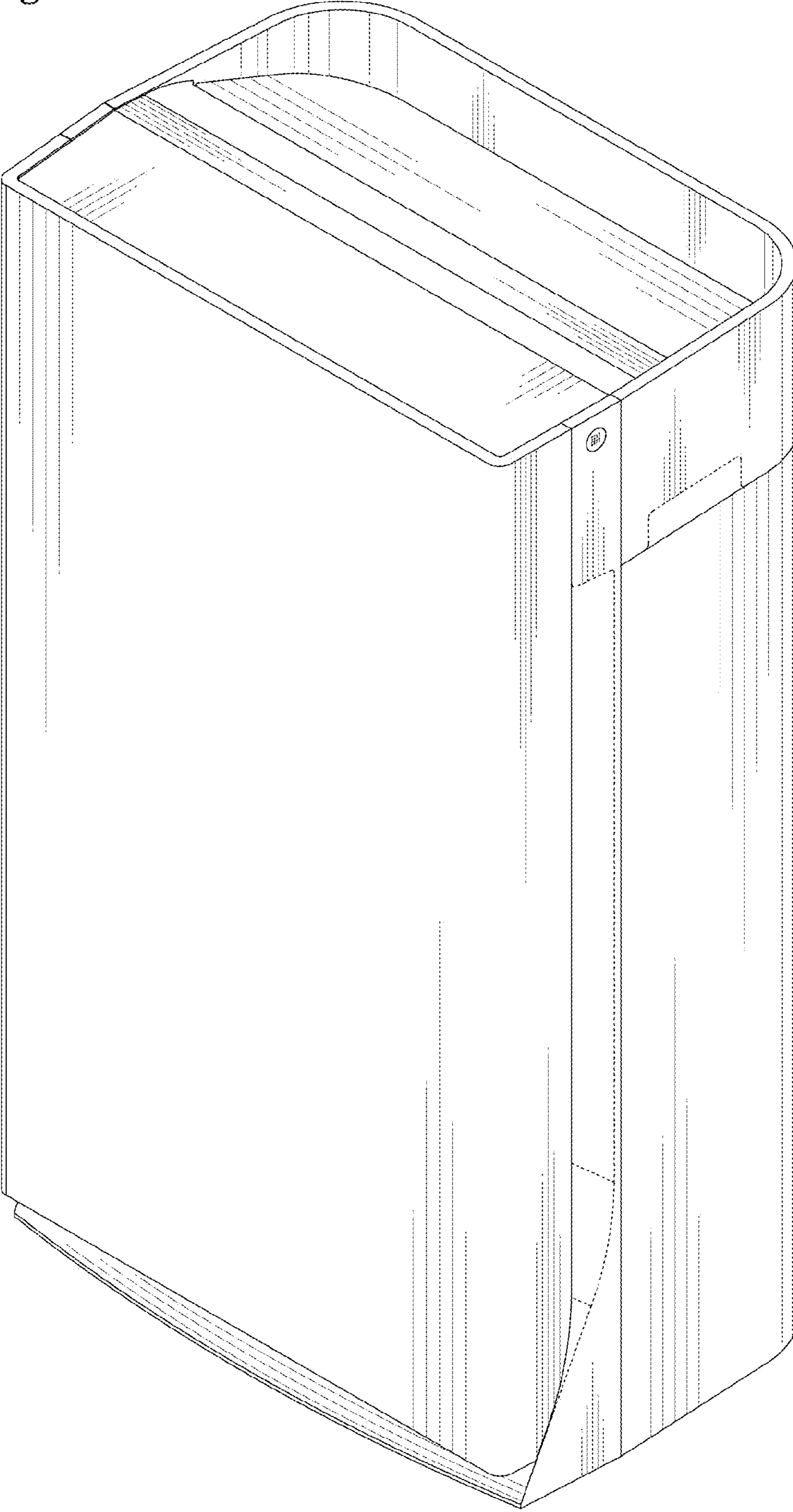


Fig.2




Fig.3




Fig.4




Fig.5

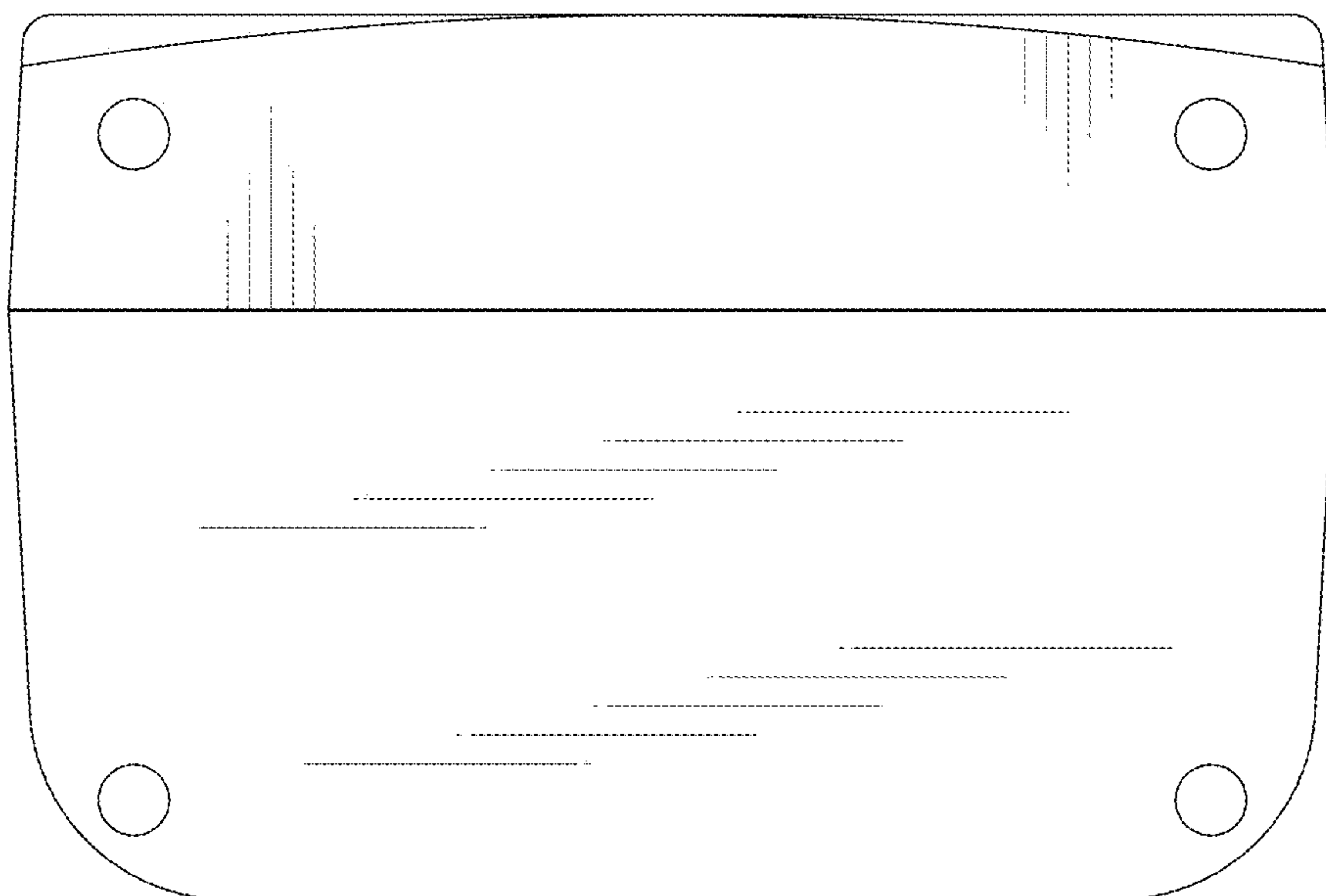




Fig.6




Fig.7

