



US00D895090S

(12) **United States Design Patent**
Kim et al.

(10) **Patent No.:** **US D895,090 S**
(45) **Date of Patent:** **** *Sep. 1, 2020**

(54) **AIR CONDITIONER**

D723,675 S * 3/2015 Paskow D23/354
D735,843 S * 8/2015 Sunwoo D23/333
D777,896 S * 1/2017 Rizzi D23/354

(71) Applicant: **SAMSUNG ELECTRONICS CO., LTD.**, Suwon-si, Gyeonggi-do (KR)

(Continued)

(72) Inventors: **Tae Han Kim**, Suwon-si (KR);
Min-Kyung Choi, Suwon-si (KR)

FOREIGN PATENT DOCUMENTS

(73) Assignee: **SAMSUNG ELECTRONICS CO., LTD.**, Gyeonggi-Do (KR)

CN 301700264 S 10/2011
CN 303844419 S 9/2016

(Continued)

(*) Notice: This patent is subject to a terminal disclaimer.

Primary Examiner — Natasha Vujcic

(74) *Attorney, Agent, or Firm* — Cantor Colburn LLP

(**) Term: **15 Years**

(57) **CLAIM**

The ornamental design for an air conditioner, as shown and described.

(21) Appl. No.: **29/685,241**

(22) Filed: **Mar. 27, 2019**

DESCRIPTION

(30) **Foreign Application Priority Data**

Nov. 14, 2018 (KR) 30-2018-0052698

(51) **LOC (12) Cl.** **23-04**

(52) **U.S. Cl.**
USPC **D23/351**

(58) **Field of Classification Search**
USPC D23/333, 351–354, 388
CPC F24F 1/00; F24F 1/0007; F24F 1/02; F24F 1/08; F24F 1/42; F24F 1/56; F24F 1/60; F24F 3/044; F24F 3/048; F24F 3/16; G05D 23/1905; G05D 23/1932; G05D 23/1902; G05D 23/1931; G05B 19/0426; G05B 19/409; G05B 15/02

See application file for complete search history.

FIG. 1 is a front perspective view of an air conditioner, showing our new design;
FIG. 2 is a front view thereof;
FIG. 3 is a rear view thereof;
FIG. 4 is a left-side view thereof;
FIG. 5 is a right-side view thereof;
FIG. 6 is a top view thereof;
FIG. 7 is a bottom view thereof;
FIG. 8 is another front perspective view thereof, showing only the claimed portion in FIG. 1;
FIG. 9 is an enlarged view of the portion 9 in FIG. 6; and,
FIG. 10 is a cross-sectional view thereof, taken along line 10-10 in FIG. 9.

The even-dash broken lines illustrating portions of the air conditioner form no part of the claimed design. The dot-dash broken lines in the figures represent a boundary line and form no part of the claimed design. The dot-dot-dash broken lines encircling enlargement portions of the claimed design form no part of the claimed design.


The thousands of tiny features of front portion are ‘micro air holes’, not the pattern.

(56) **References Cited**

U.S. PATENT DOCUMENTS

D578,633 S * 10/2008 Schluter D23/370
D589,605 S * 3/2009 Reedy D23/388
D684,246 S * 6/2013 Hong D23/354
D708,729 S * 7/2014 Platt D23/365

1 Claim, 10 Drawing Sheets



(56)

References Cited

U.S. PATENT DOCUMENTS

D777,897	S	*	1/2017	Rizzi	D23/354
D808,001	S	*	1/2018	Berkman	D23/371
D814,617	S	*	4/2018	Shin	D23/351
D819,597	S	*	6/2018	Hu	D14/214
D825,729	S	*	8/2018	Shin	D23/351
D857,867	S	*	8/2019	Shin	D23/351
D857,872	S	*	8/2019	Shimada	D23/371
D865,144	S	*	10/2019	Yoo	D23/333
D865,145	S	*	10/2019	Yoo	D23/333

FOREIGN PATENT DOCUMENTS

CN	304015696	S	1/2017
CN	304123669	S	5/2017
CN	304840121	S	10/2018

* cited by examiner

FIG. 1




FIG. 2




FIG. 3




FIG. 4

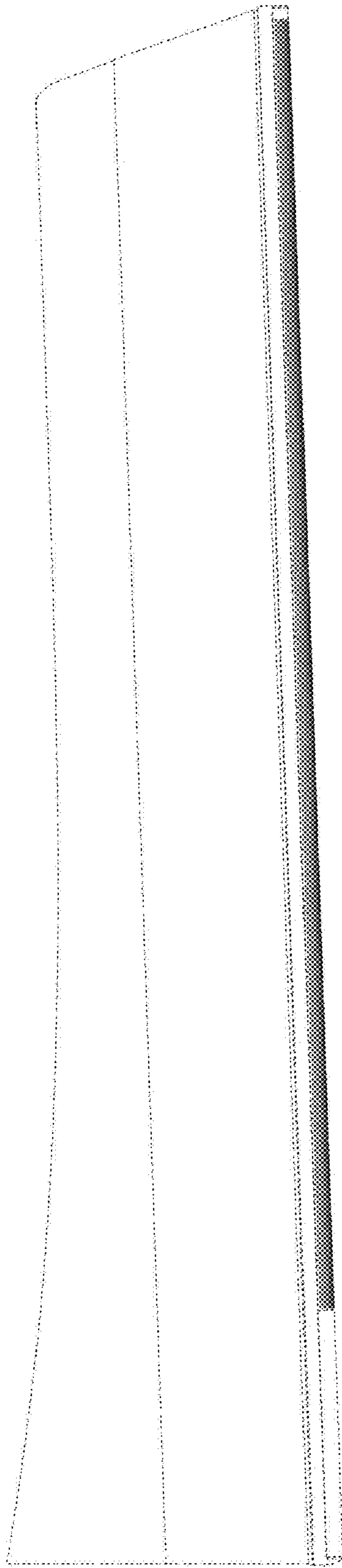


FIG. 5

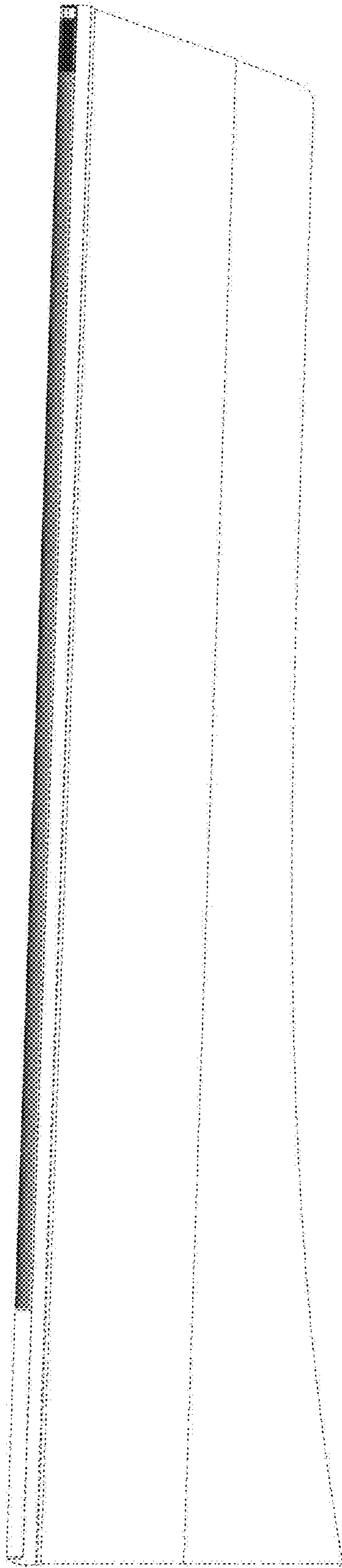


FIG. 6

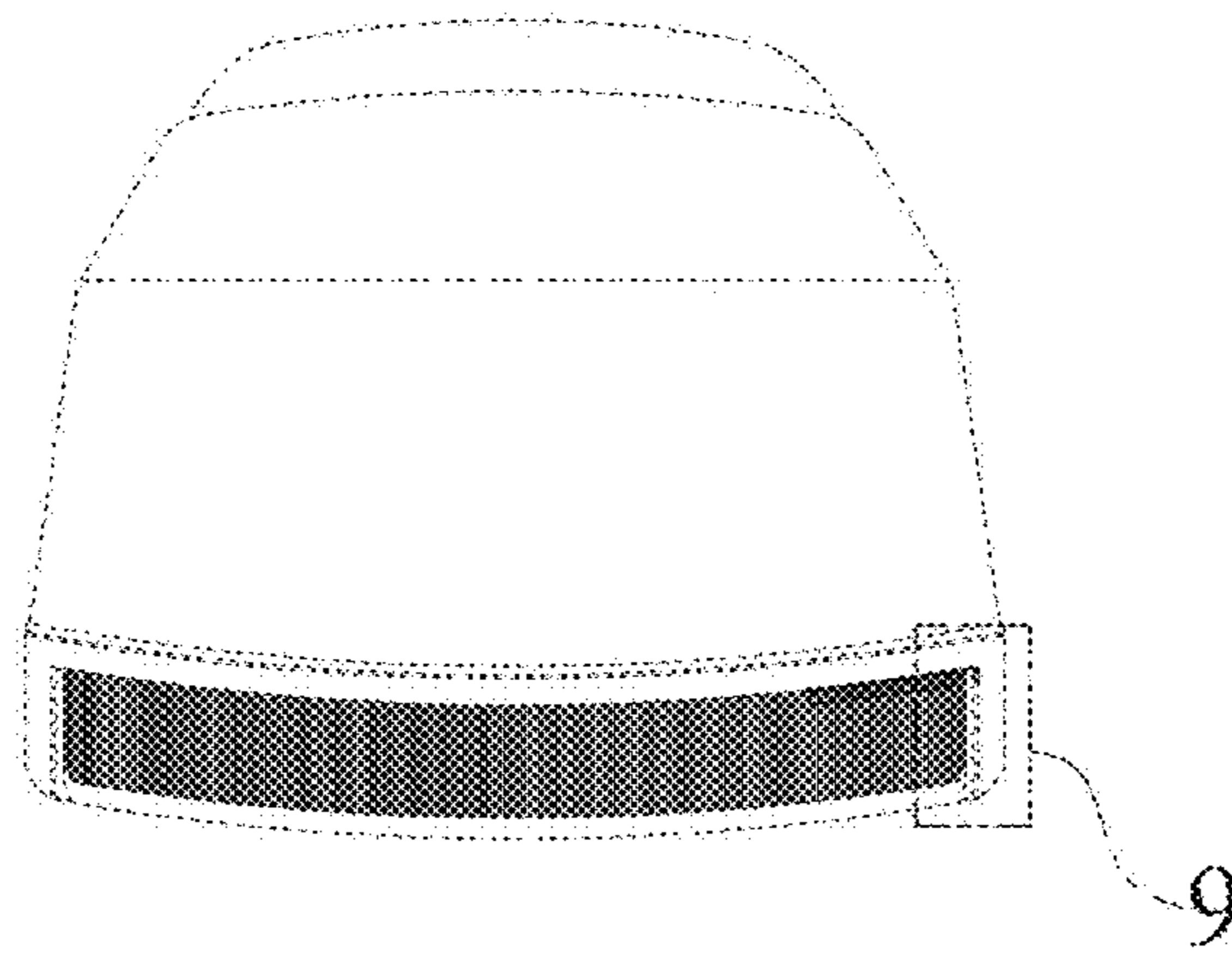


FIG. 7

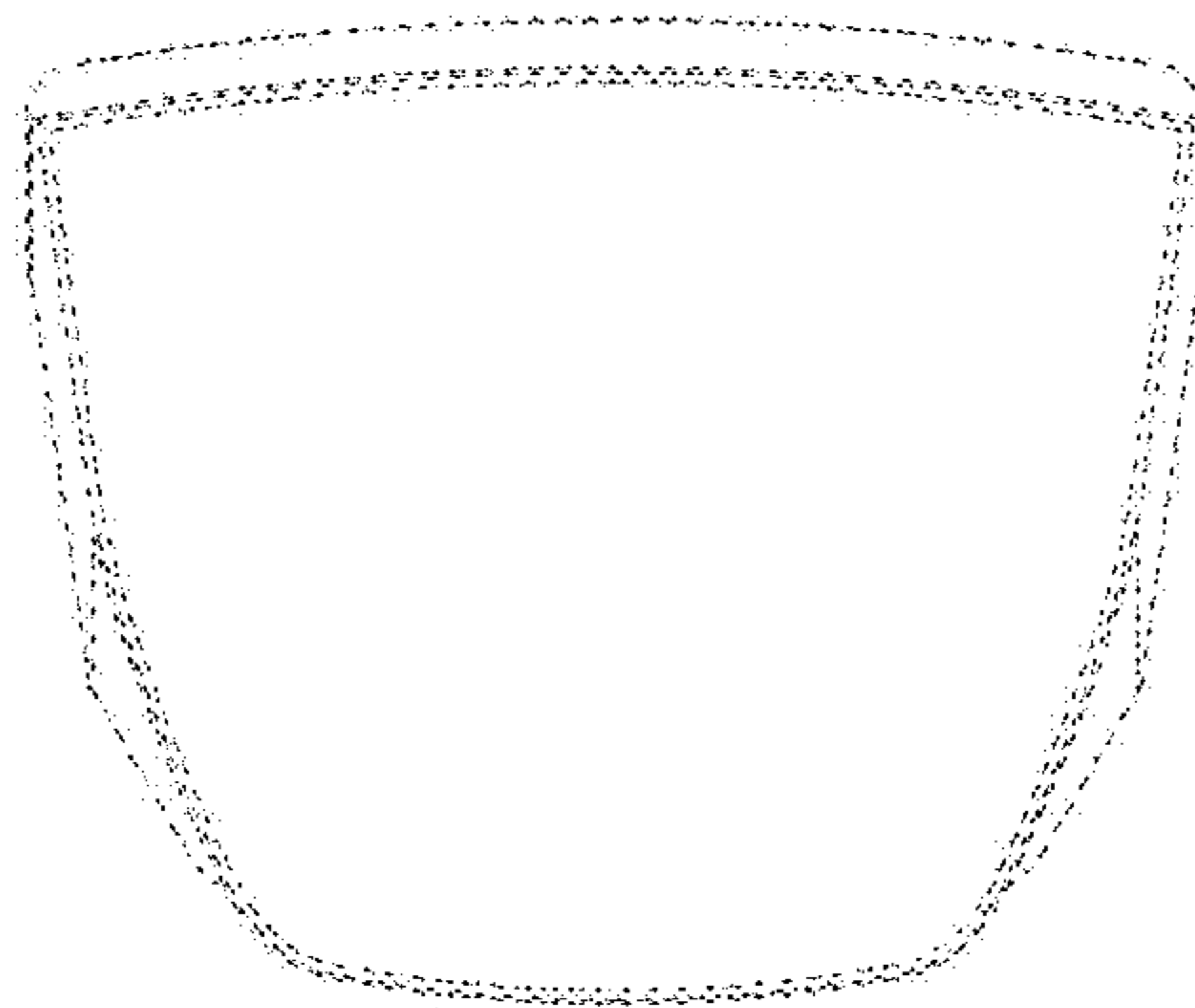


FIG. 8

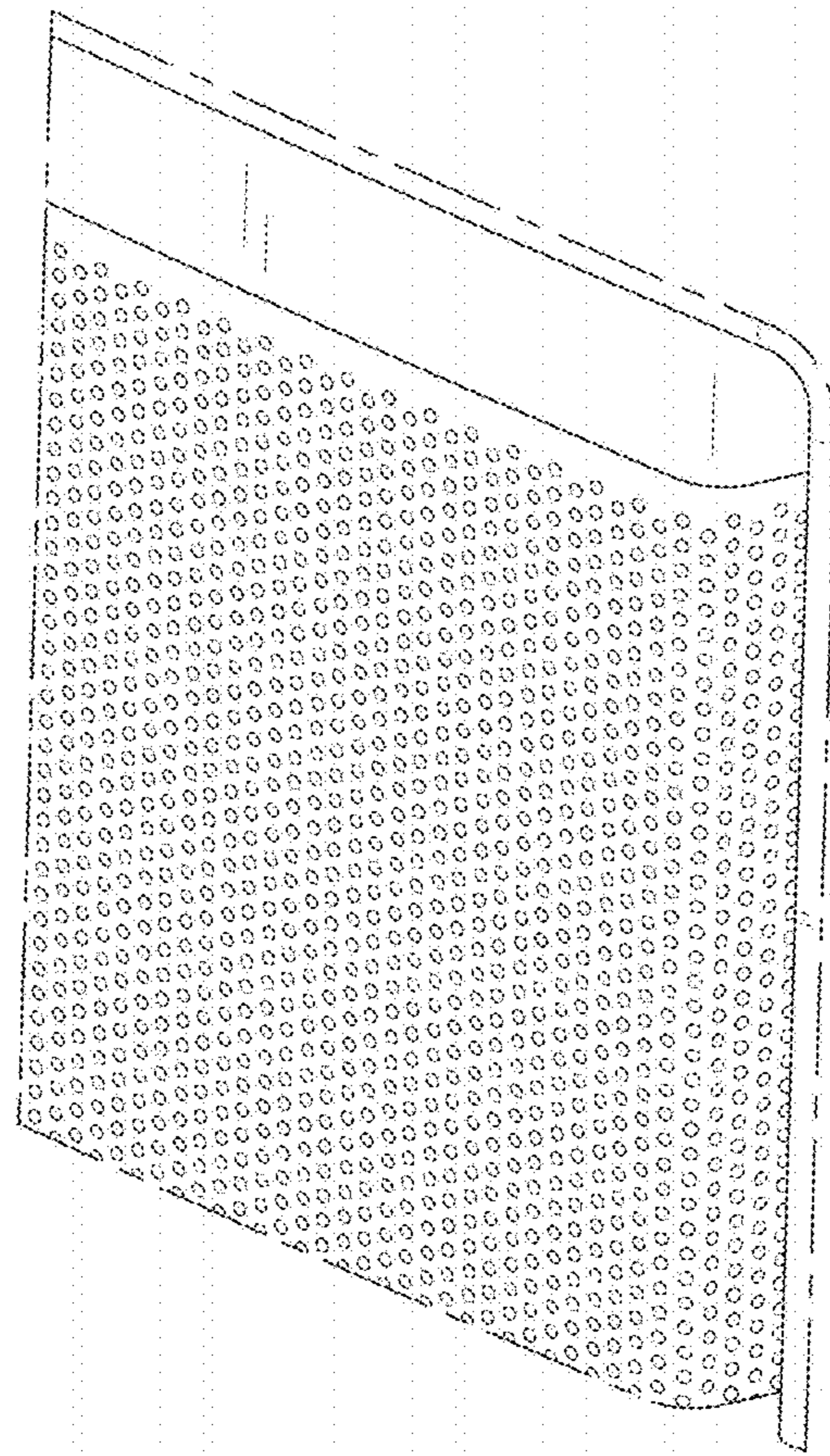


FIG. 9

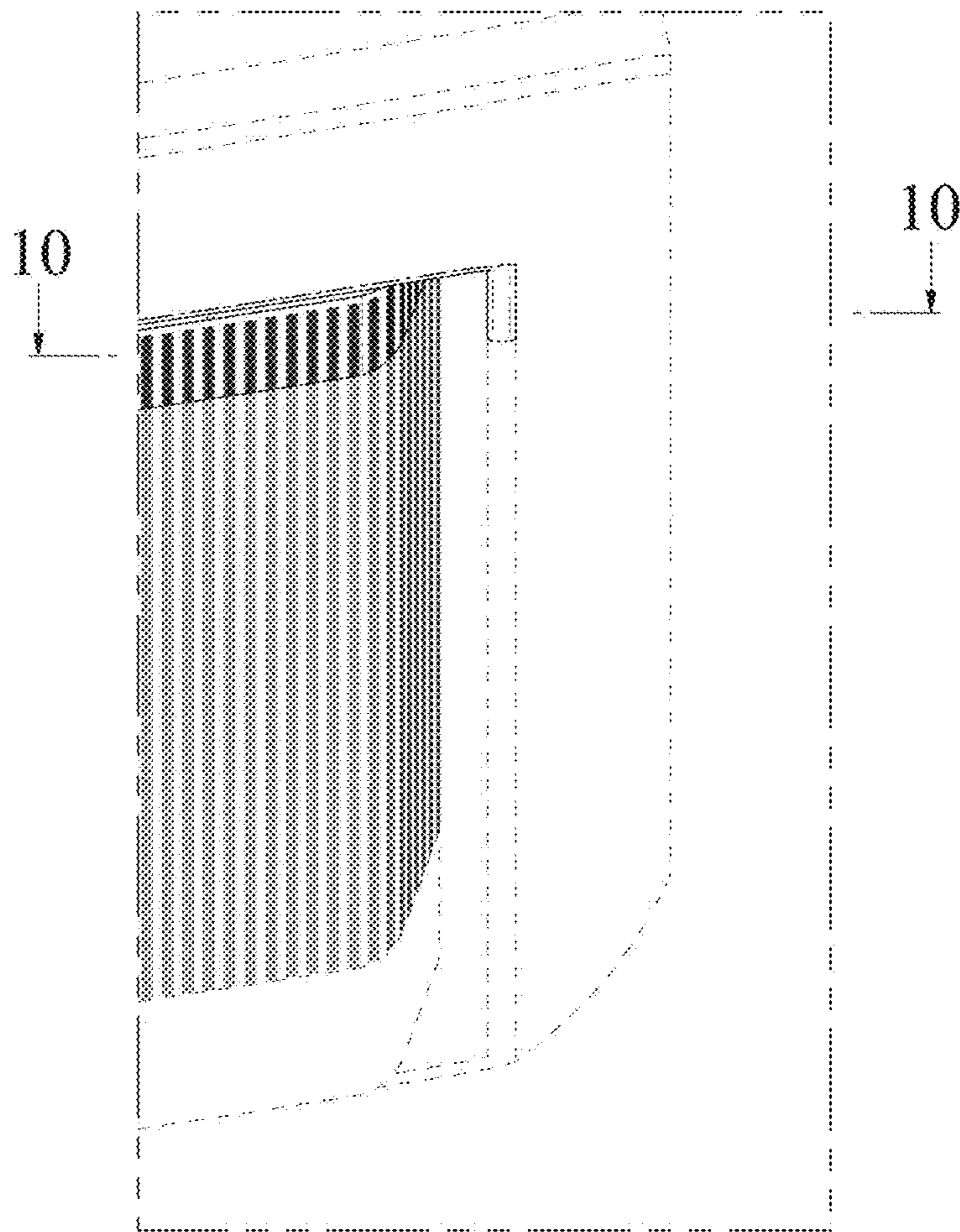


FIG. 10

