



US00D895088S

(12) **United States Design Patent**
Fu et al.

(10) **Patent No.:** **US D895,088 S**
(45) **Date of Patent:** **** Sep. 1, 2020**

- (54) **FOLDABLE TOILET PAD**
- (71) Applicant: **ZHEJIANG YIWU SHUMEIJIA TECHNOLOGY SHARE CO., LTD,**
Yiwu, Zhejiang Province (CN)
- (72) Inventors: **Junrong Fu,** Yiwu (CN); **Jiajian Fu,**
Yiwu (CN); **Yanwen Luo,** Yiwu (CN);
Huan Sun, Yiwu (CN)
- (73) Assignee: **ZHEJIANG YIWU SHUMEIJIA TECHNOLOGY SHARE CO., LTD,**
Yiwu (CN)
- (**) Term: **15 Years**
- (21) Appl. No.: **29/712,969**
- (22) Filed: **Nov. 13, 2019**
- (51) **LOC (12) Cl.** **23-02**
- (52) **U.S. Cl.**
USPC **D23/311**
- (58) **Field of Classification Search**
USPC D23/295, 300–301, 309, 311–312
CPC A47K 13/00; A47K 13/005; A47K 13/02;
A47K 13/04; A47K 13/14
See application file for complete search history.

- 5,005,223 A * 4/1991 Greenwood A47K 13/06
4/235
- D814,616 S * 4/2018 Lewis D23/311
- D816,819 S * 5/2018 Xu D23/311
- D866,732 S * 11/2019 Fu D23/311
- D867,561 S * 11/2019 Junrong D23/311
- 2016/0183745 A1* 6/2016 Jackson A47K 13/14
4/239

* cited by examiner

Primary Examiner — Robert A Delehanty

(57) **CLAIM**

The ornamental design for a foldable toilet pad, as shown and described.

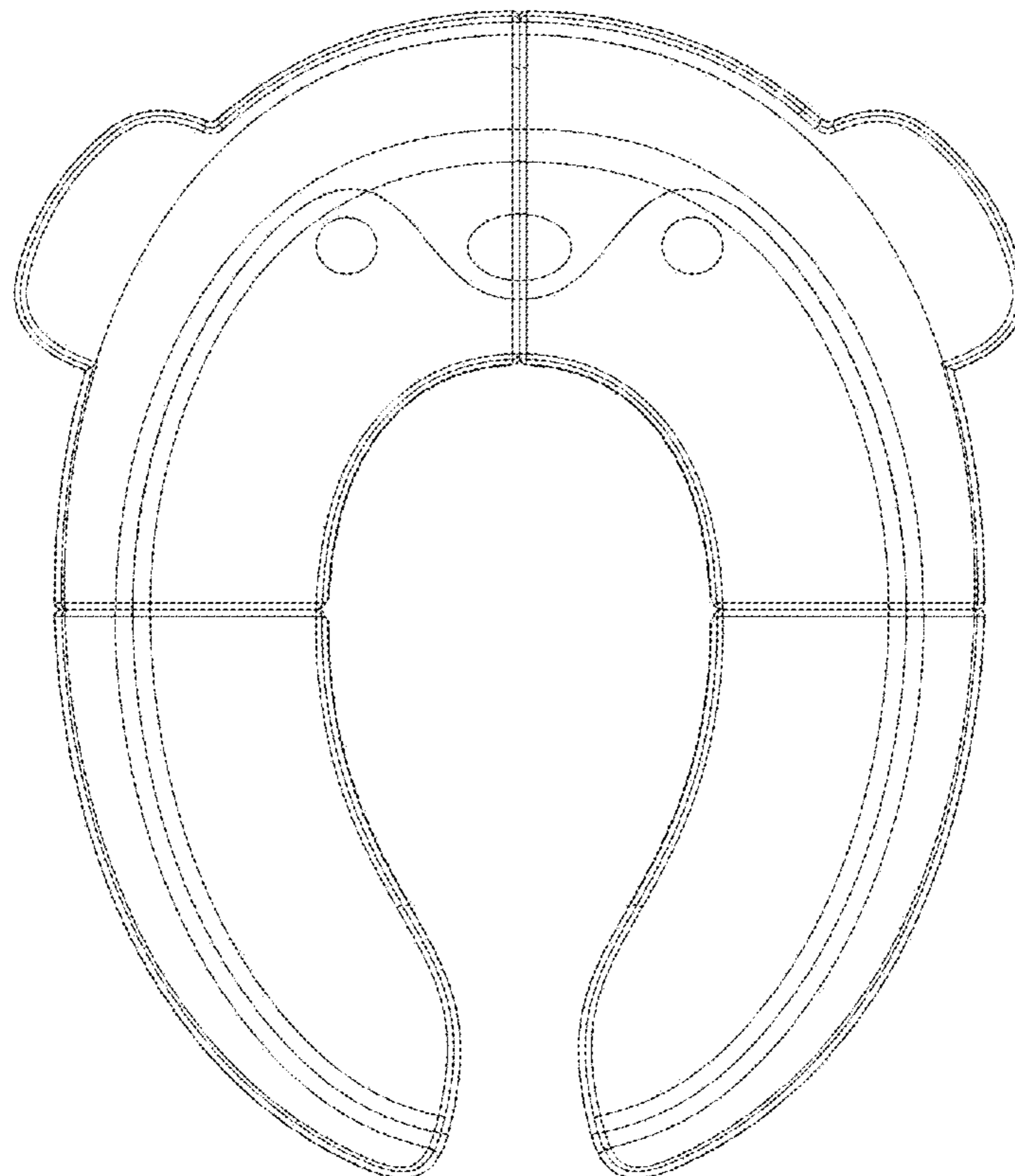
DESCRIPTION

FIG. 1 is a main view of the foldable toilet pad;
FIG. 2 is a rear view thereof;
FIG. 3 is a left view thereof;
FIG. 4 is a right view thereof;
FIG. 5 is a top view thereof;
FIG. 6 is a bottom view thereof; and,
FIG. 7 is a perspective view thereof.

(56) **References Cited**
U.S. PATENT DOCUMENTS

- 4,930,165 A * 6/1990 Wilson A47K 13/00
16/225

1 Claim, 7 Drawing Sheets



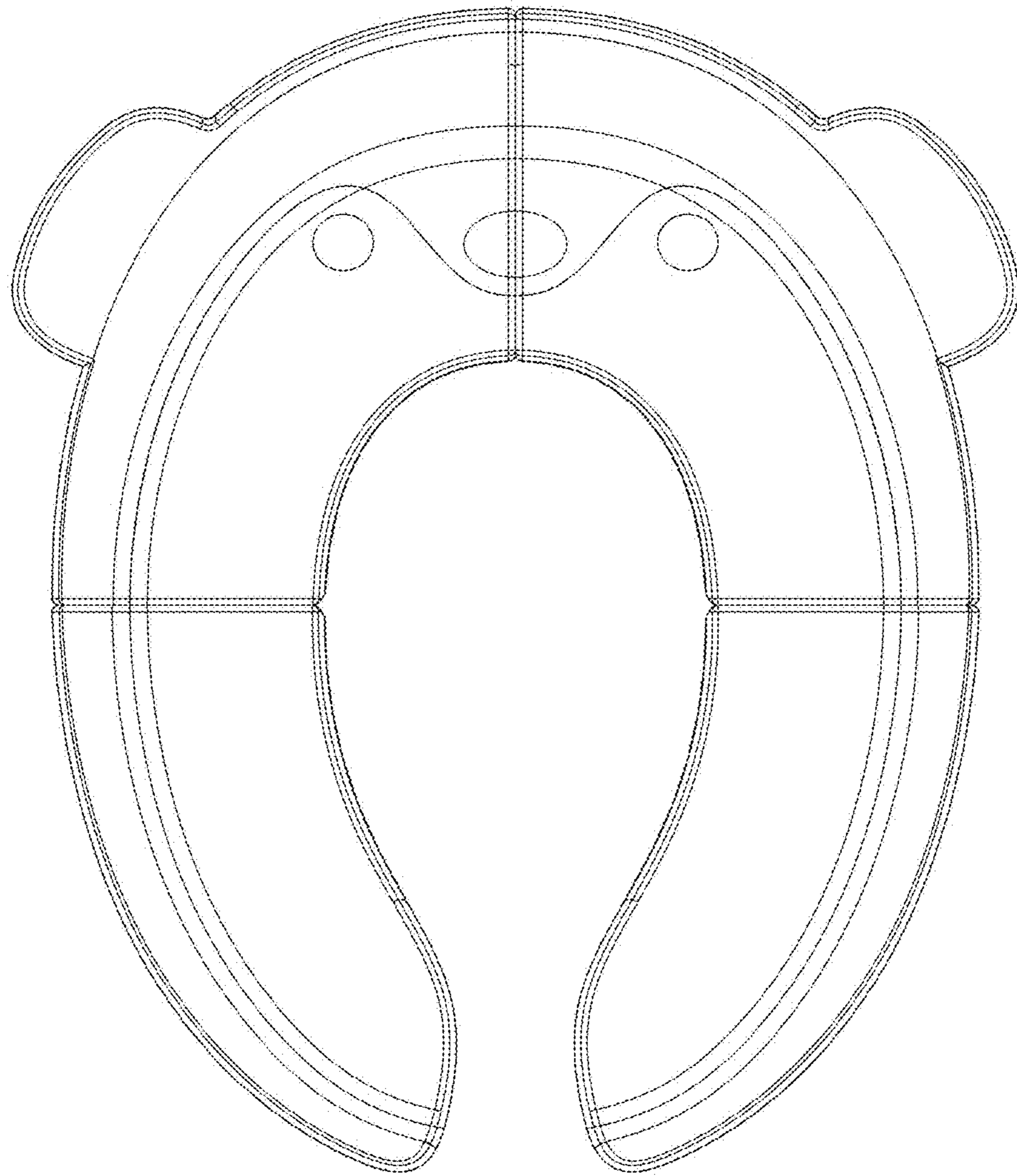


Figure 1

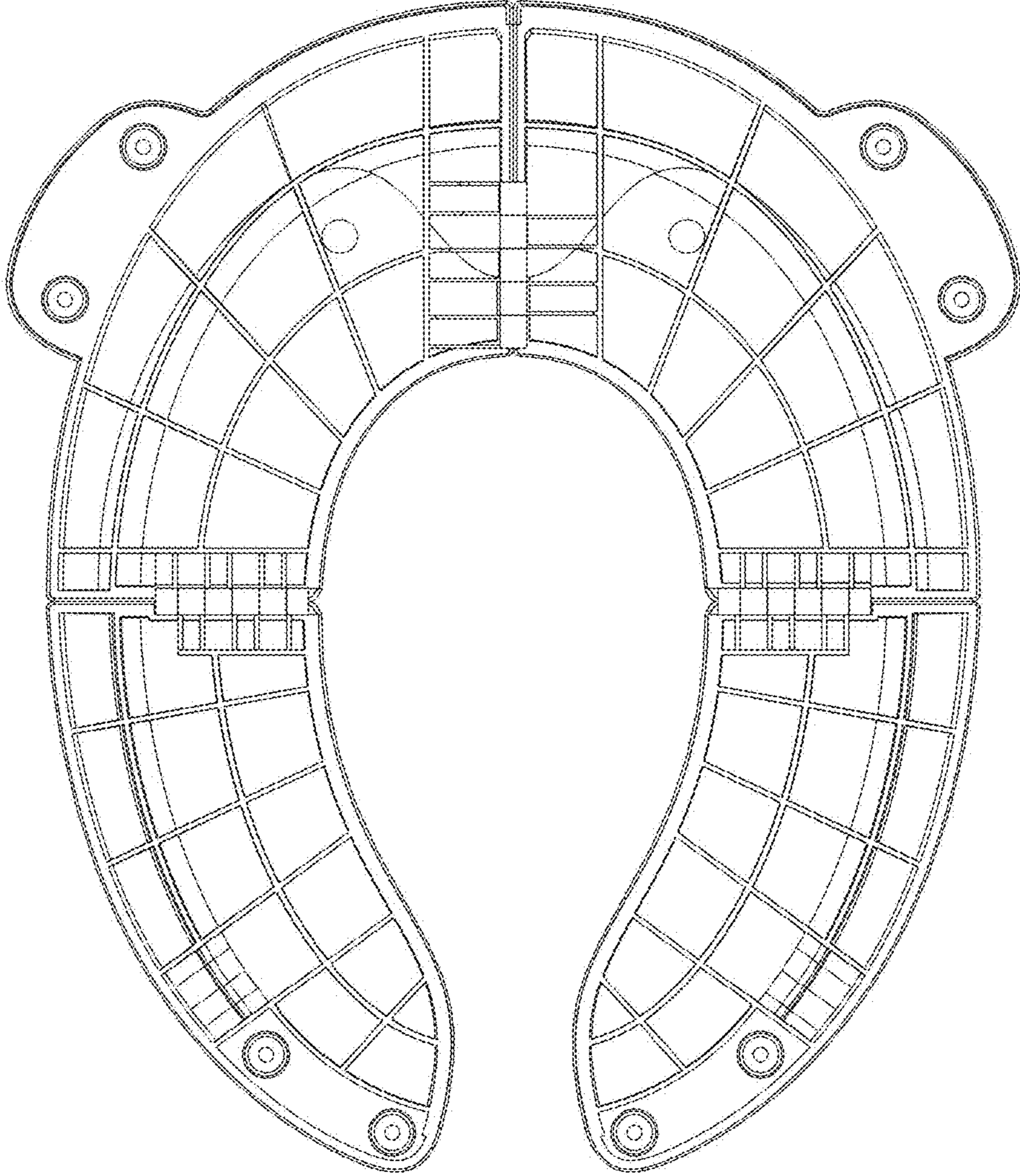


Figure 2

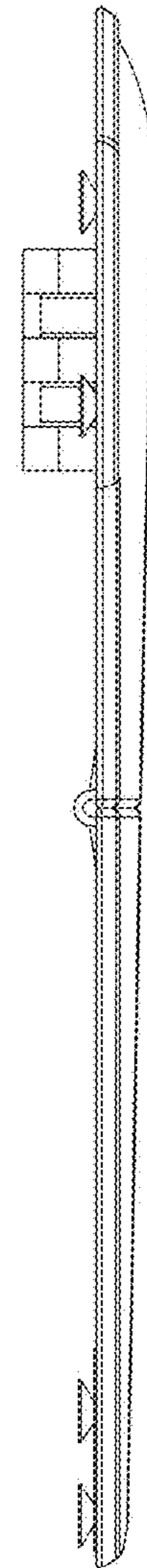


Figure 3

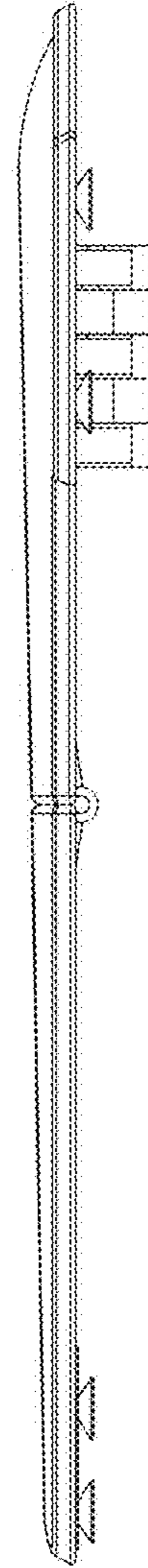


Figure 4

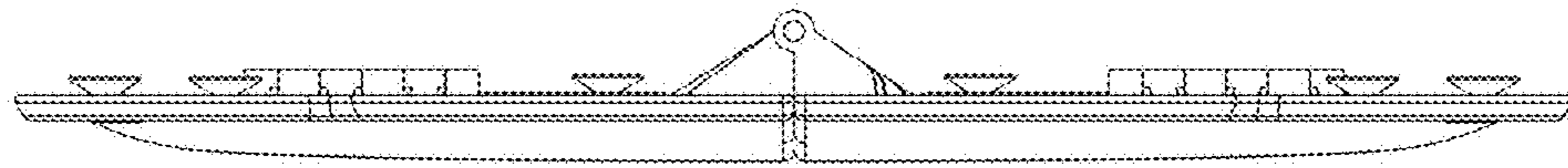


Figure 5

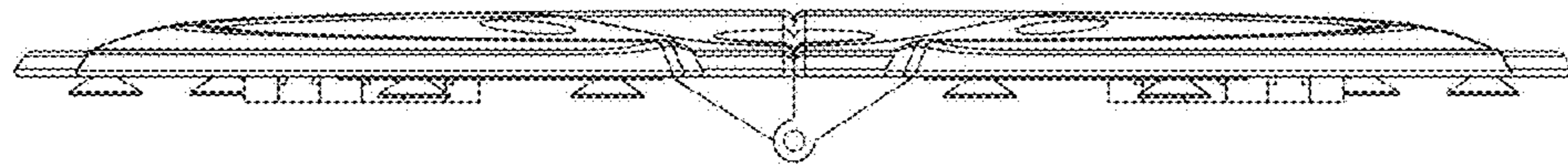


Figure 6

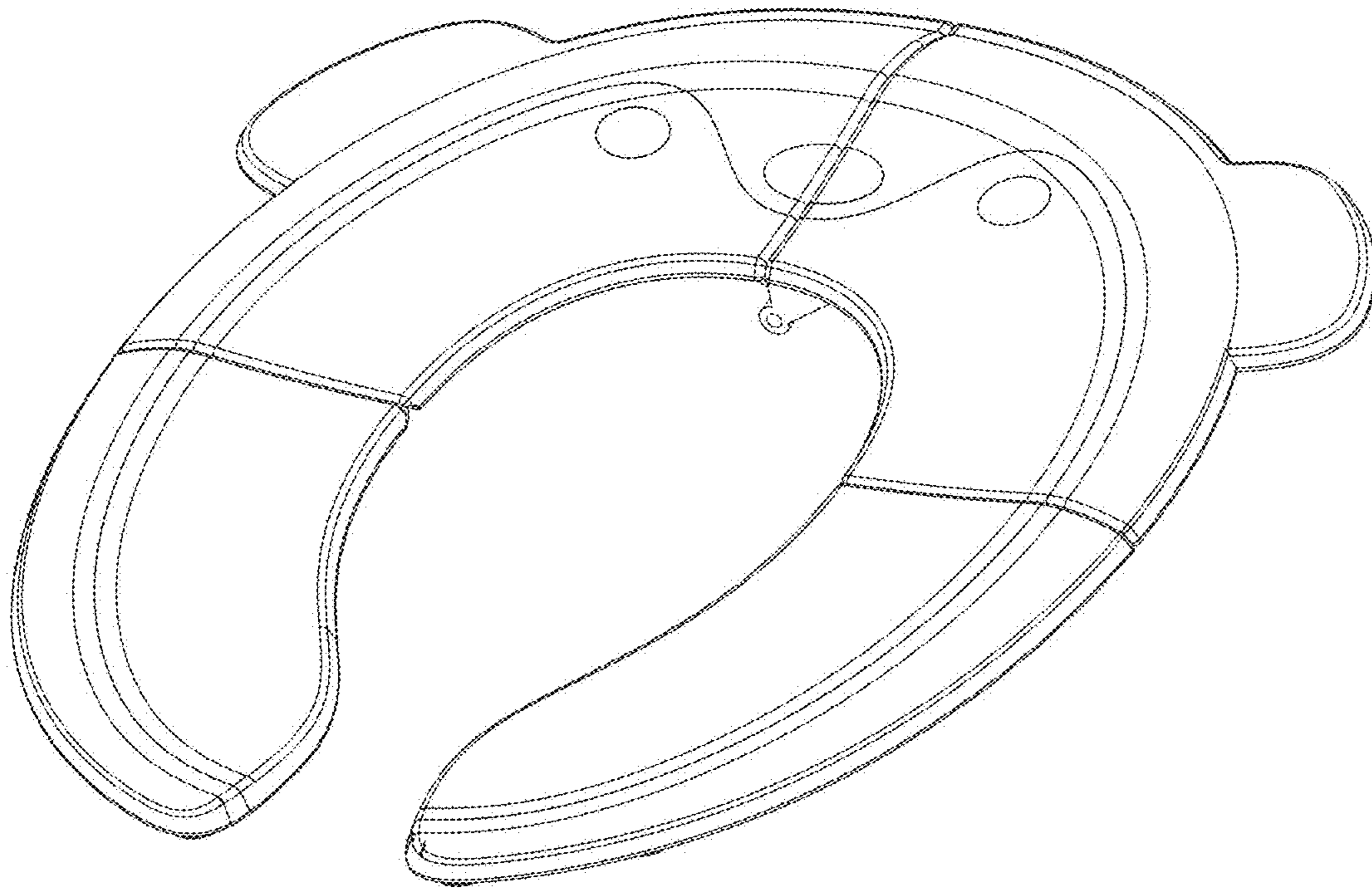


Figure 7