



US00D895055S

(12) **United States Design Patent** (10) **Patent No.:** **US D895,055 S**
Wright (45) **Date of Patent:** **** Sep. 1, 2020**

(54) **SEGMENTED ARTIFICIAL BAIT**
(71) Applicant: **Trevor Maurice Wright**, Chesterfield, VA (US)
(72) Inventor: **Trevor Maurice Wright**, Chesterfield, VA (US)
(**) Term: **15 Years**
(21) Appl. No.: **29/696,082**
(22) Filed: **Jun. 25, 2019**
(51) **LOC (12) Cl.** **22-05**
(52) **U.S. Cl.**
USPC **D22/127**
(58) **Field of Classification Search**
USPC D22/127; 43/42.53, 42.02, 42.24
CPC A01K 85/00
See application file for complete search history.

D289,789 S 5/1987 Ditto
4,914,850 A 4/1990 Rice
D336,324 S 6/1993 Wood
D345,408 S 3/1994 Gibbs
5,934,008 A * 8/1999 Rice A01K 85/00
43/42.24
D452,548 S * 12/2001 Bambacigno D22/126
D460,801 S 7/2002 Jones
D700,676 S 3/2014 Shoemaker
D740,913 S 10/2015 Siemantel
D782,605 S 3/2017 McNaughton
D809,089 S 1/2018 Cox et al.
D822,146 S 7/2018 Carter
2003/0196368 A1 * 10/2003 Ito A01K 85/00
43/42.24

* cited by examiner

Primary Examiner — Catherine R Oliver-Garcia
(74) *Attorney, Agent, or Firm* — Dunlap Bennett & Ludwig, PLLC; Brendan E. Squire

(57) **CLAIM**

The ornamental design for a segmented artificial bait, as shown and described.

(56) **References Cited**

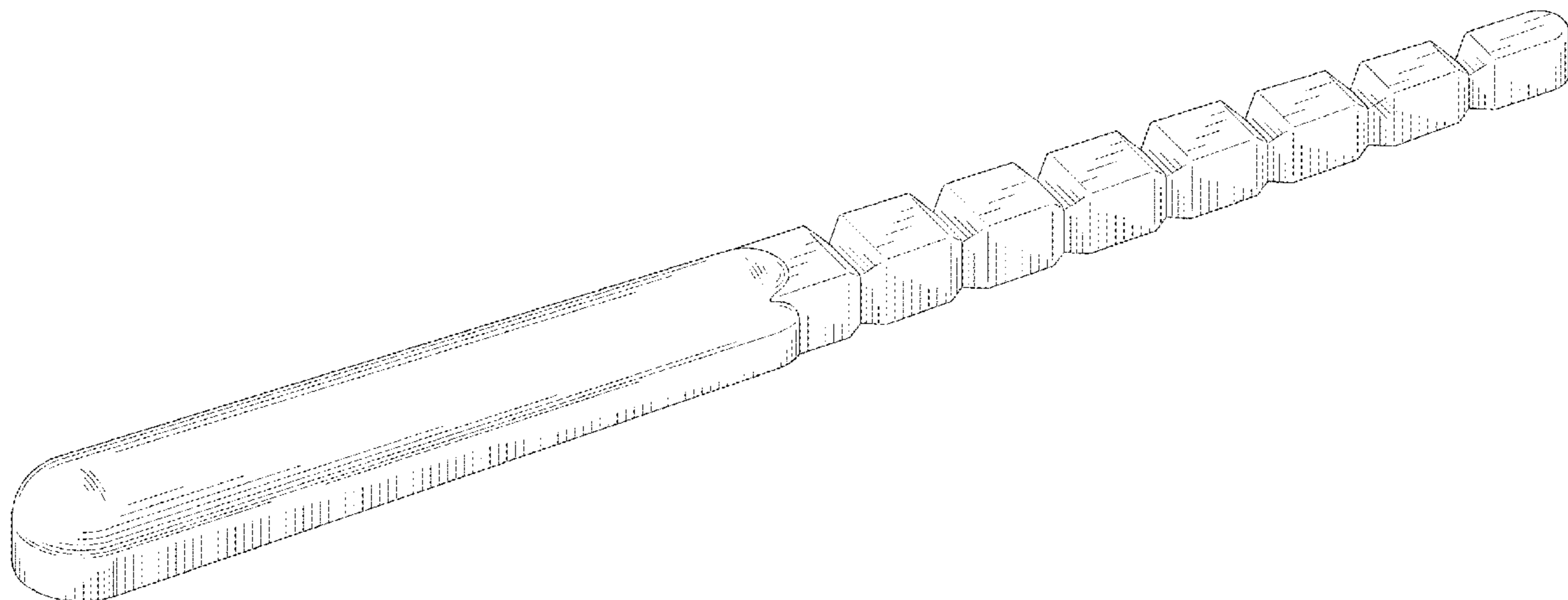
U.S. PATENT DOCUMENTS

2,481,789 A 9/1949 Smith et al.
2,979,850 A 4/1961 Lund et al.
D203,509 S 1/1966 Marino
3,349,513 A * 10/1967 Jeff A01K 85/00
43/42.02
3,537,207 A 11/1970 McClellan et al.
D227,464 S 6/1973 Weldon
D230,976 S 3/1974 Reynolds
D237,492 S 11/1975 Zimmerman
3,978,606 A * 9/1976 Riggs A01K 85/00
43/42.24
4,592,161 A 6/1986 Smith et al.

DESCRIPTION

FIG. 1 is a top front perspective view of a segmented artificial bait showing my new design;
FIG. 2 is a front elevation view thereof;
FIG. 3 is a rear elevation view thereof;
FIG. 4 is a right side elevation view thereof, with the left side elevation view being a mirror image thereof;
FIG. 5 is a top plan view thereof; and,
FIG. 6 is a bottom plan view thereof.

1 Claim, 2 Drawing Sheets



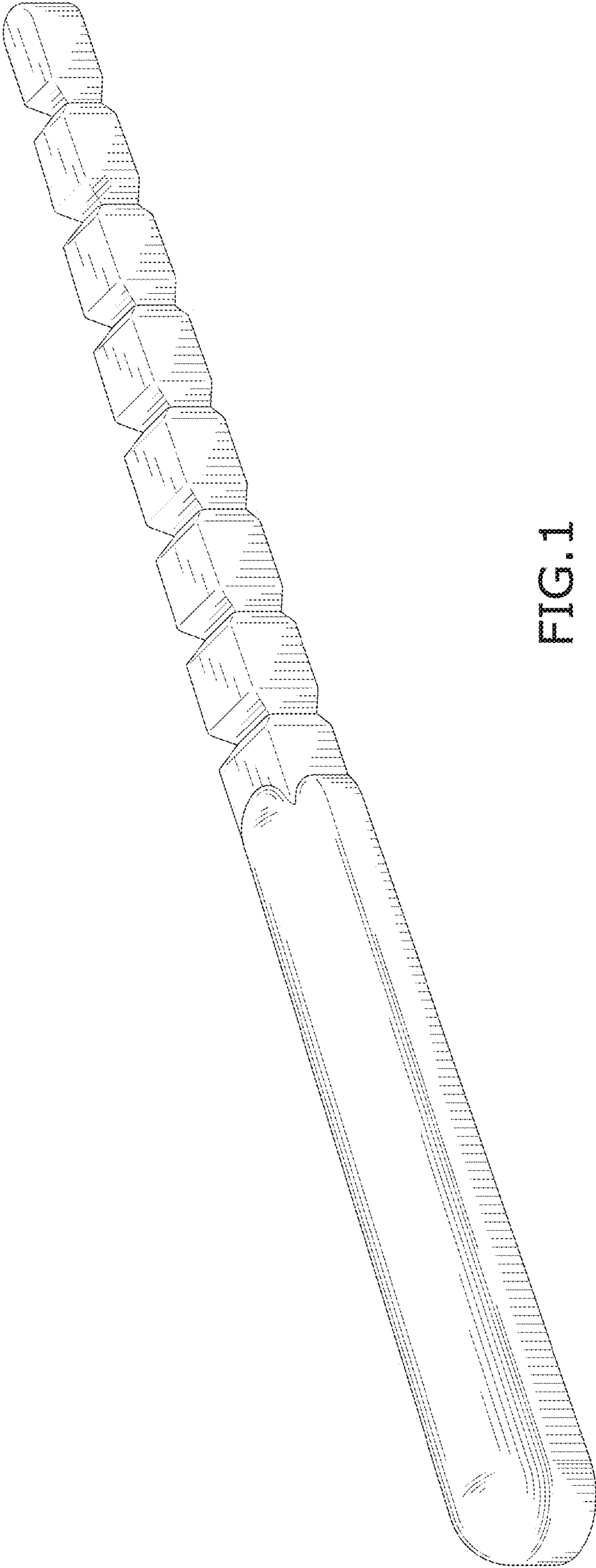


FIG.1

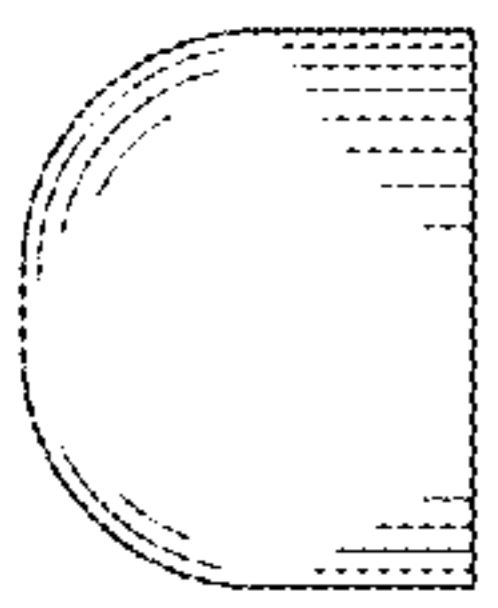


FIG. 2

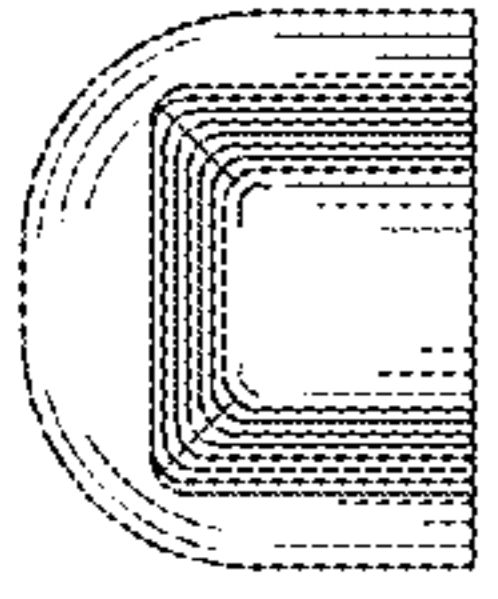


FIG. 3

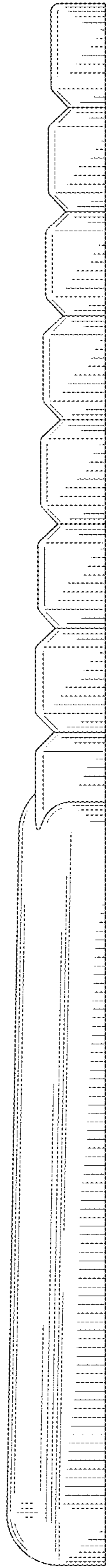


FIG. 4

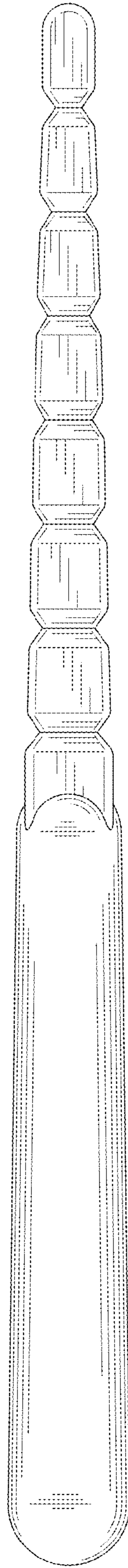


FIG. 5

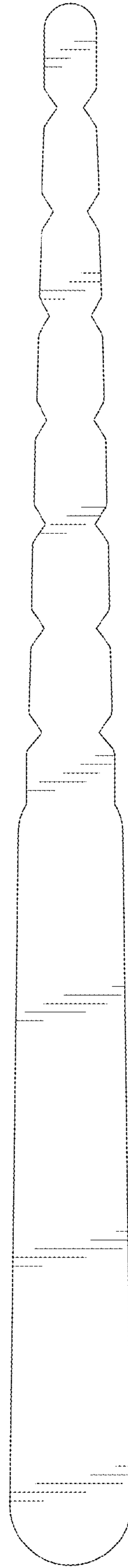


FIG. 6