

US00D894998S

(12) **United States Design Patent**
Suzuki et al.

(10) **Patent No.:** **US D894,998 S**

(45) **Date of Patent:** **** Sep. 1, 2020**

(54) **CAMERA STRAP**

(71) Applicant: **Nikon Corporation**, Tokyo (JP)

(72) Inventors: **Shu Suzuki**, Yokohama (JP); **Kenichi Soejima**, Yokohama (JP)

(73) Assignee: **Nikon Corporation**, Tokyo (JP)

(**) Term: **15 Years**

(21) Appl. No.: **29/678,263**

(22) Filed: **Jan. 28, 2019**

(30) **Foreign Application Priority Data**

Jul. 31, 2018 (JP) 2018-016766

(51) **LOC (12) Cl.** **16-05**

(52) **U.S. Cl.**
USPC **D16/237**

(58) **Field of Classification Search**
USPC D16/219, 237-250; D8/354, 355, 363, D8/373, 382-383, 394-396; D14/224, D14/229, 238, 251, 253, 356, 447, 451, D14/457; D3/327
CPC A45F 5/00; A45F 5/10; A45F 2200/0508-0533; F16M 11/06-10; F16M 11/14; G02B 7/00-002; G03B 17/56; G03B 17/561-568; H04N 5/2253-2254
See application file for complete search history.

(56) **References Cited**

U.S. PATENT DOCUMENTS

D252,931 S * 9/1979 Tamarin D16/243
D273,440 S * 4/1984 Fulwiler 224/257
4,827,578 A * 5/1989 Heckerman A44B 11/006
224/150
D314,394 S * 2/1991 Cardwell D16/243

6,076,789 A * 6/2000 Jackson A45F 5/02
224/901.4
6,131,780 A * 10/2000 Becker A45F 3/04
224/148.6
6,443,338 B1 * 9/2002 Giacona, III A45C 13/30
224/148.6

(Continued)

FOREIGN PATENT DOCUMENTS

JP D988792 S 9/1997

OTHER PUBLICATIONS

Nikon AN-DC19 Camera Strap. [online] Retrieved Feb. 13, 2020 from URL: https://www.bhphotovideo.com/c/product/1431522-RED/nikon_4222_an_dc19_camera_strap.html.*

(Continued)

Primary Examiner — Vy N Koenig

(74) *Attorney, Agent, or Firm* — Wolf, Greenfield & Sacks, P.C.

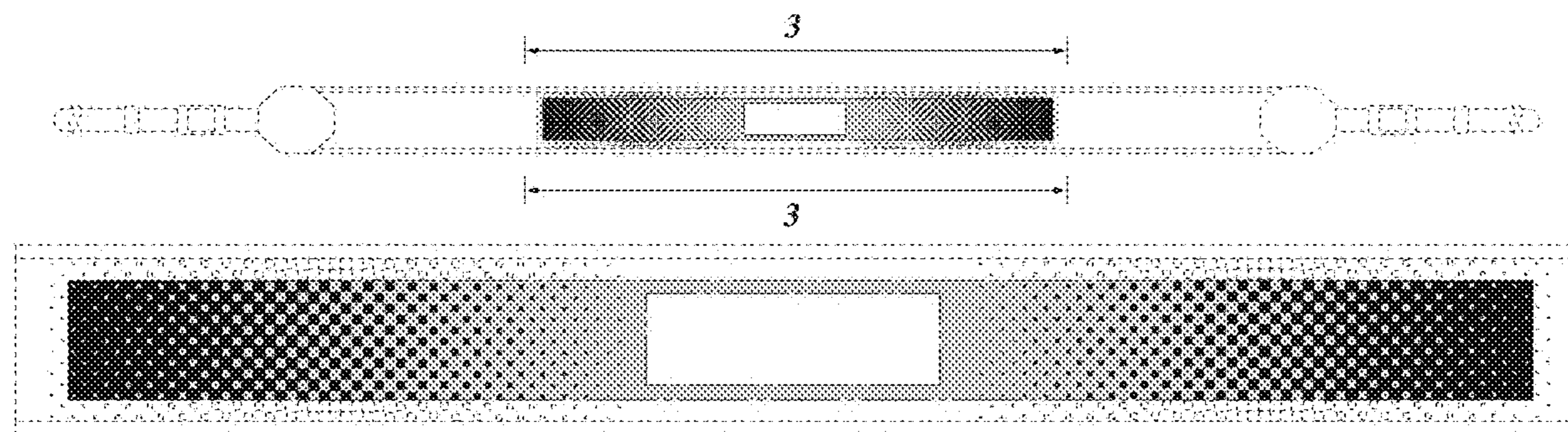
(57) **CLAIM**

The ornamental design for a camera strap, as shown and described.

DESCRIPTION

The patent contains at least one drawing executed in color. Copies of this patent with color drawings will be provided by the office upon request and payment of the necessary fee. FIG. 1 is a front view of a camera strap showing our new design; FIG. 2 is a top plan view thereof, the bottom plan view being a mirror image of FIG. 2; and, FIG. 3 is an enlarged view showing a portion defined by lines 3-3 in FIG. 1. The broken lines illustrate portions of the camera strap that form no part of the claimed design. The dash-dotted lines denote the boundary of the claim and form no part of the claimed design.

1 Claim, 3 Drawing Sheets
(2 of 3 Drawing Sheet(s) Filed in Color)



(56)

References Cited

U.S. PATENT DOCUMENTS

6,647,656 B2 * 11/2003 Mazzagetti F41C 33/002
 224/150
 D623,861 S * 9/2010 Kope G03B 17/566
 D3/327
 D653,028 S * 1/2012 Willows D3/226
 D663,955 S * 7/2012 Swaggart D3/327
 D674,431 S * 1/2013 Kim D16/243
 D711,109 S * 8/2014 Stegmeyer D3/327
 9,102,276 B1 * 8/2015 Virgin B60R 7/043
 9,596,924 B1 * 3/2017 Fully A45F 5/00
 D808,773 S * 1/2018 Rothbaum D8/356
 D855,682 S * 8/2019 Cunningham D16/237
 D860,370 S * 9/2019 Huber D22/108
 2007/0229763 A1 * 10/2007 Handler G03B 1/30
 352/130
 2016/0095421 A1 * 4/2016 Moreau A45F 5/00
 248/341

OTHER PUBLICATIONS

Using Halftones to Create Transparency in Shirt Designs. Published Mar. 14, 2017. Retrieved from URL: <https://blog.redbubble.com/2017/03/using-halftones-to-create-transparency-in-shirt-designs/>.
 File:Halftoning introduction.svg. [online] Retrieved Feb. 13, 2020 from URL: https://en.wikipedia.org/wiki/File:Halftoning_introduction.svg.
 [No Author Listed] A Dotted Camera Strap, "Vitamin Dot" by Nikon Direct available from Internet posted on Apr. 28, 2010 at https://dc.watch.impress.co.jp/docs/news/364270.html#001_s.jpg, 3 pages.

* cited by examiner

FIG. 1

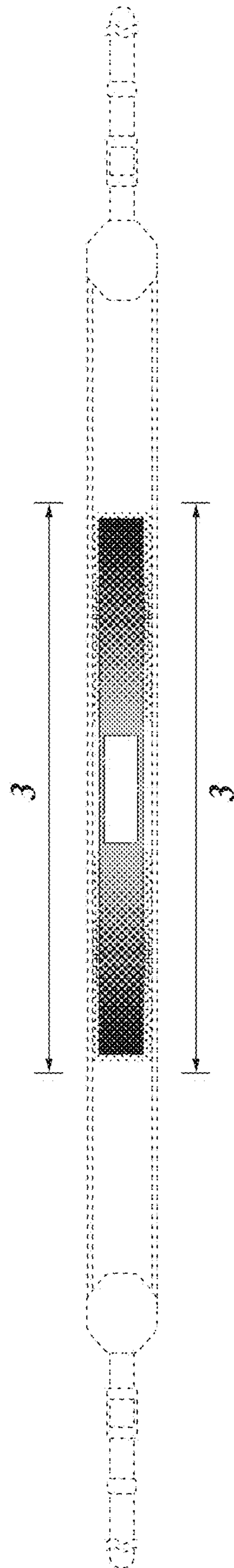


FIG. 2

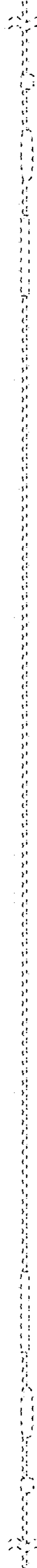


FIG. 3

