

US00D894971S

(12) **United States Design Patent** (10) **Patent No.:** **US D894,971 S**  
**Sinn et al.** (45) **Date of Patent:** **\*\* Sep. 1, 2020**

(54) **TIP FOR A GROUND ENGAGING MACHINE IMPLEMENT**

(71) Applicant: **Caterpillar Inc.**, Deerfield, IL (US)

(72) Inventors: **Eric Sinn**, Tremont, IL (US); **Doug Serrurier**, Morton, IL (US); **Corey Wells**, Peoria, IL (US); **Jason Jura**, Peoria, IL (US)

(73) Assignee: **Caterpillar Inc.**, Peoria, IL (US)

(\*\*) Term: **15 Years**

(21) Appl. No.: **29/689,070**

(22) Filed: **Apr. 26, 2019**

(51) **LOC (12) Cl.** ..... **15-03**

(52) **U.S. Cl.**  
USPC ..... **D15/29**; D15/28

(58) **Field of Classification Search**  
USPC ..... D15/11, 28, 29; 37/456, 452, 450, 446, 37/454, 449, 453, 455, 903; 403/379.5, 403/DIG. 1; 111/152; 172/724, 730, 172/766, 770, 771, 721, 713, 699, 772  
CPC ..... Y10T 29/49826; Y10T 403/589; Y10T 403/7018; Y10T 403/7075; E02F 9/28; E02F 9/2825; E02F 9/2833; E02F 9/2866; E02F 9/2858; E02F 9/2808; E02F 9/2841  
See application file for complete search history.

(56) **References Cited**

**U.S. PATENT DOCUMENTS**

D274,434 S \* 6/1984 Nilsson ..... D15/28  
D275,859 S \* 10/1984 Nilsson ..... D15/28  
6,871,426 B2 \* 3/2005 Keech ..... E02F 9/2825  
37/456  
7,739,814 B2 6/2010 Carpenter et al.  
D706,307 S \* 6/2014 Renski ..... D15/28  
D707,264 S \* 6/2014 Renski ..... D15/28

8,943,717 B2 \* 2/2015 Renski ..... E02F 9/2808  
37/452  
D727,367 S \* 4/2015 Renski ..... D15/28  
D727,368 S \* 4/2015 Renski ..... D15/29  
D727,369 S \* 4/2015 Renski ..... D15/28  
D727,979 S \* 4/2015 Renski ..... D15/29  
D727,980 S \* 4/2015 Renski ..... D15/29  
D727,981 S \* 4/2015 Renski ..... D15/29  
D727,982 S \* 4/2015 Renski ..... D15/28  
D728,635 S \* 5/2015 Kunz ..... D15/28  
D748,679 S \* 2/2016 Renski ..... D15/28  
D748,681 S \* 2/2016 Renski ..... D15/28  
D748,685 S \* 2/2016 Kunz ..... D15/28  
D749,146 S \* 2/2016 Renski ..... D15/28  
D749,147 S \* 2/2016 Kunz ..... D15/28  
9,290,915 B2 3/2016 Marchand  
D774,108 S \* 12/2016 Balan ..... D15/28  
D774,110 S \* 12/2016 Balan ..... D15/28

(Continued)

**FOREIGN PATENT DOCUMENTS**

DE 4345100 A1 7/1995

*Primary Examiner* — Mark A Goodwin

(74) *Attorney, Agent, or Firm* — Saidman Design Law Group


(57) **CLAIM**

The ornamental design for a tip for a ground engaging machine implement, as shown and described.

**DESCRIPTION**

FIG. 1 is a perspective view of a tip for a ground engaging machine implement showing our new design;  
FIG. 2 is a front view thereof;  
FIG. 3 is a rear view thereof;  
FIG. 4 is a left side view thereof;  
FIG. 5 is a right side view thereof;  
FIG. 6 is a top view thereof; and,  
FIG. 7 is a bottom view thereof.  
Grayscale shading illustrates contour.

**1 Claim, 6 Drawing Sheets**



(56)

References Cited

U.S. PATENT DOCUMENTS

D774,565 S \* 12/2016 Balan ..... D15/28  
D774,567 S \* 12/2016 Balan ..... D15/28  
D775,241 S \* 12/2016 Balan ..... D15/28  
D775,242 S \* 12/2016 Balan ..... D15/28  
D784,424 S \* 4/2017 Renski ..... D15/28  
9,617,718 B2 4/2017 Tanaka et al.  
D803,275 S 11/2017 Serrurier et al.  
D805,562 S \* 12/2017 Serrurier ..... D15/29  
D806,139 S \* 12/2017 Serrurier ..... D15/29  
D806,140 S \* 12/2017 Serrurier ..... D15/29  
D806,141 S \* 12/2017 Serrurier ..... D15/29  
D806,142 S \* 12/2017 Serrurier ..... D15/29  
10,060,100 B2 8/2018 Renski et al.  
D832,310 S \* 10/2018 Balan ..... D15/29  
D840,441 S \* 2/2019 Serrurier ..... D15/29  
D857,761 S \* 8/2019 Balan ..... D15/29  
D857,762 S \* 8/2019 Kunz ..... D15/29  
2004/0010949 A1 \* 1/2004 Laguarda ..... E02F 9/2858  
37/452  
2012/0131821 A1 \* 5/2012 Brufau Guinovart .....  
C22C 29/005  
37/452  
2012/0260540 A1 \* 10/2012 Guimaraes ..... E02F 9/2825  
37/453  
2012/0297649 A1 11/2012 Gomar  
2013/0333254 A1 \* 12/2013 Wallis ..... E02F 9/2825  
37/456  
2014/0259806 A1 \* 9/2014 Rimmey ..... E02F 9/2891  
37/455  
2014/0259808 A1 \* 9/2014 LaHood ..... E02F 9/2891  
37/455  
2015/0167278 A1 \* 6/2015 Rivera ..... E02F 9/2875  
37/452  
2017/0241108 A1 8/2017 Kokos et al.  
2018/0171600 A1 6/2018 Serrurier et al.

\* cited by examiner



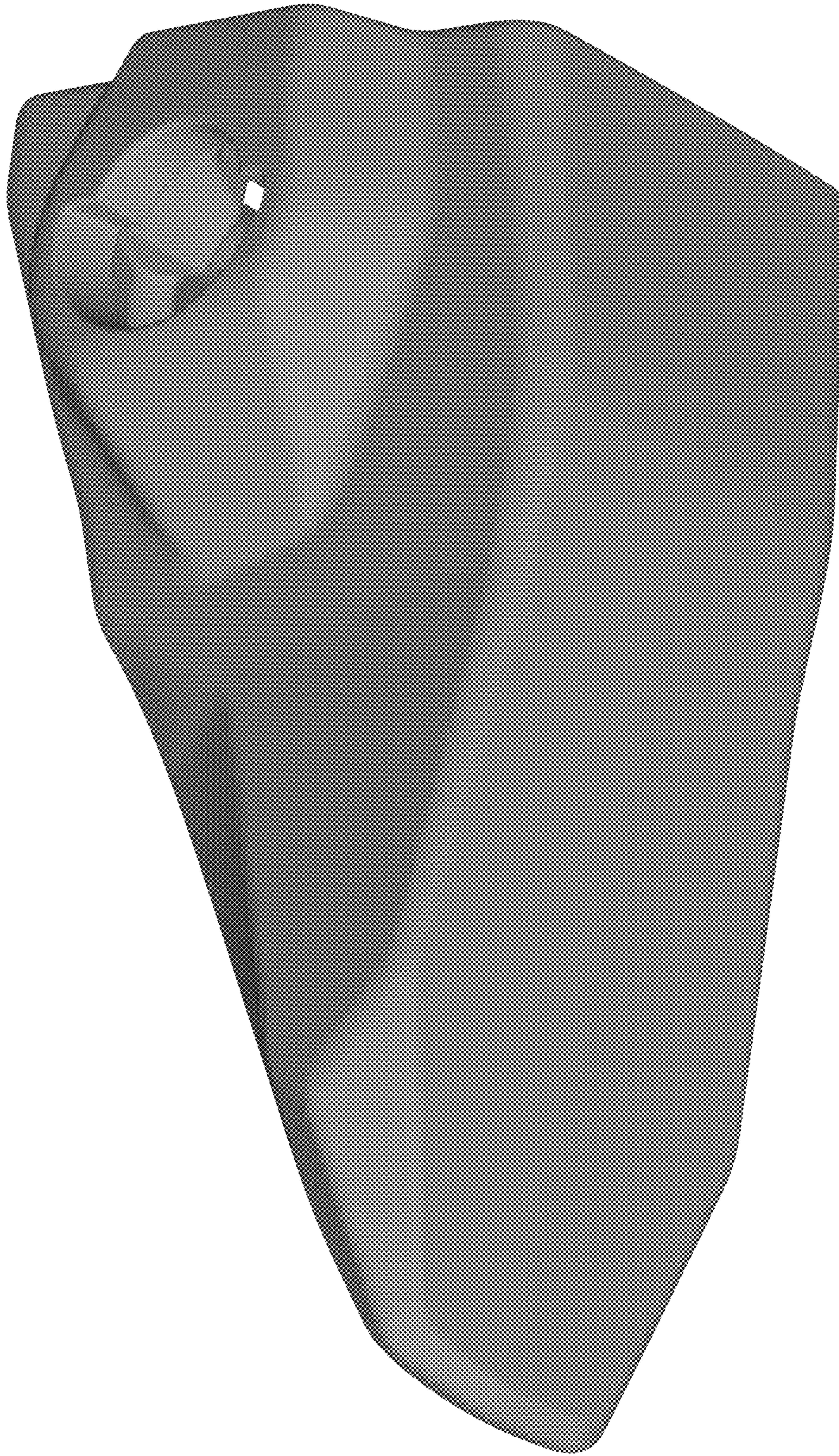


FIG. 1



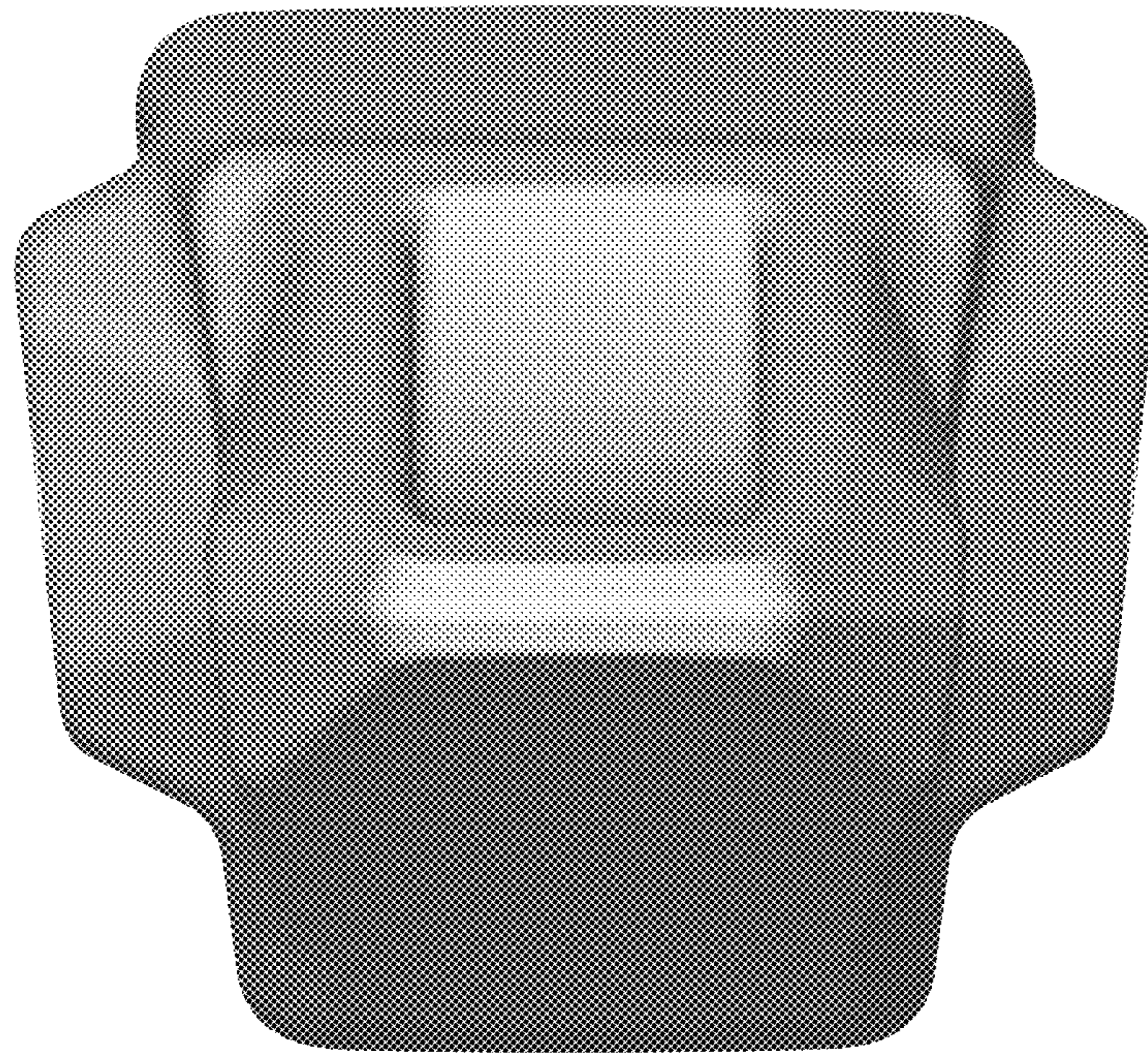


FIG. 2

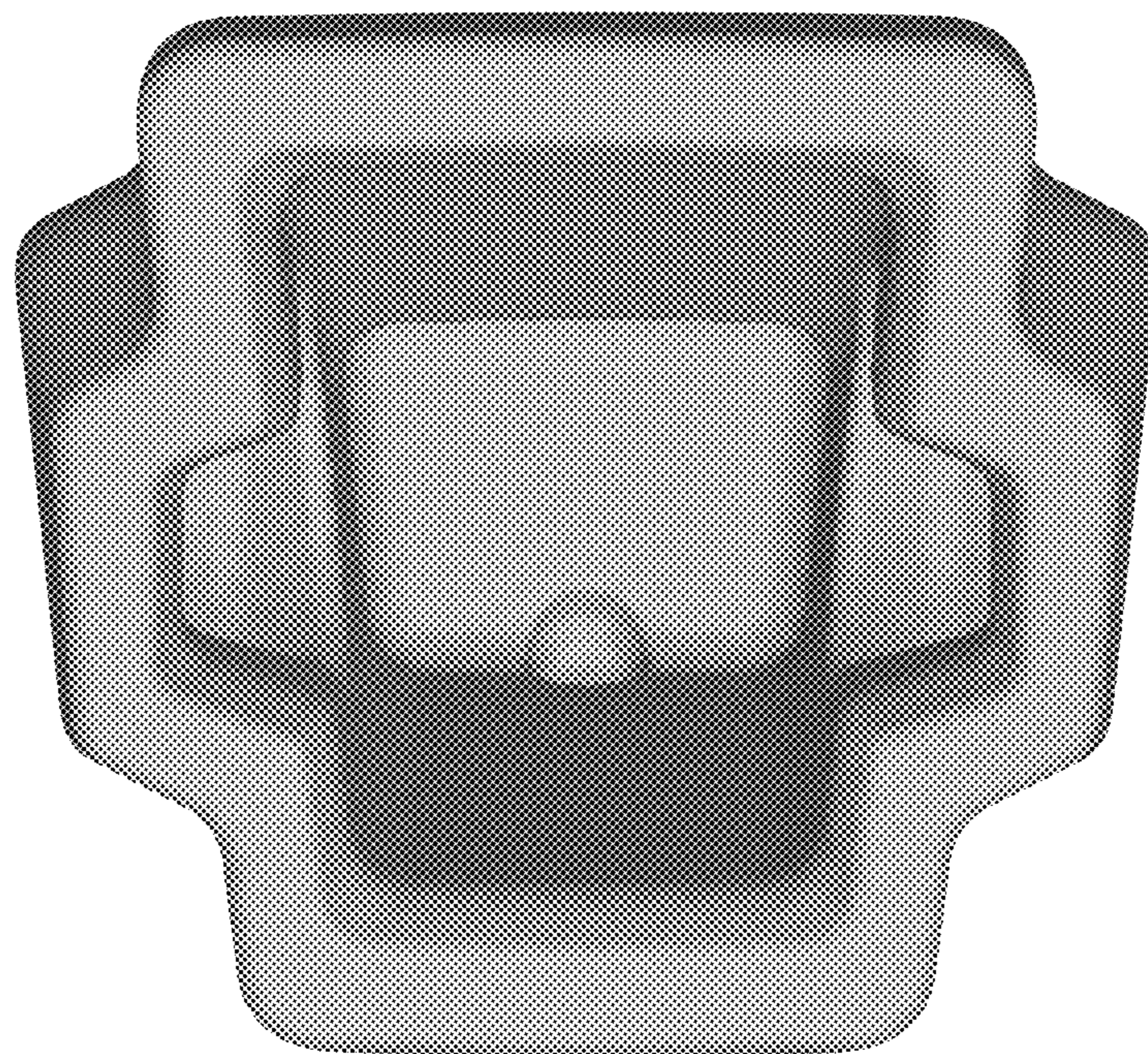


FIG. 3



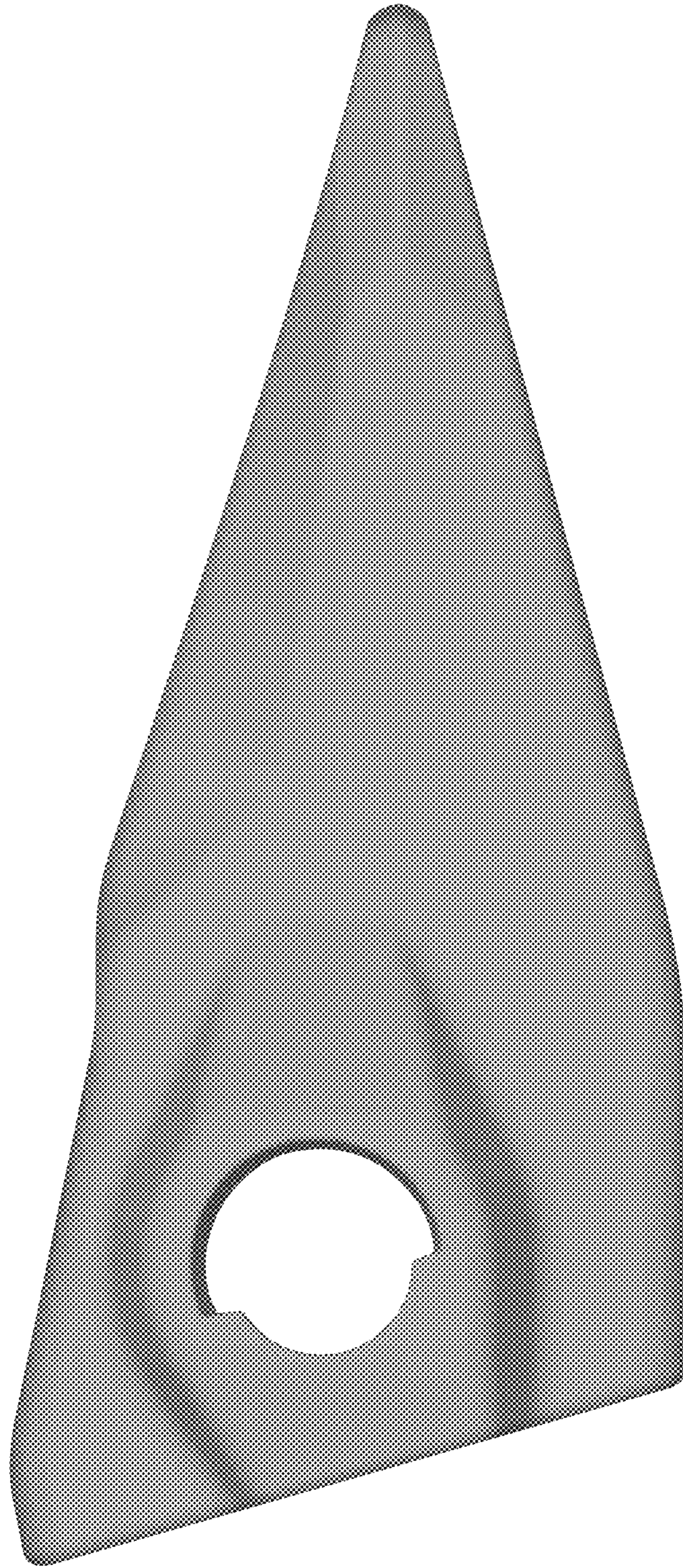


FIG. 4



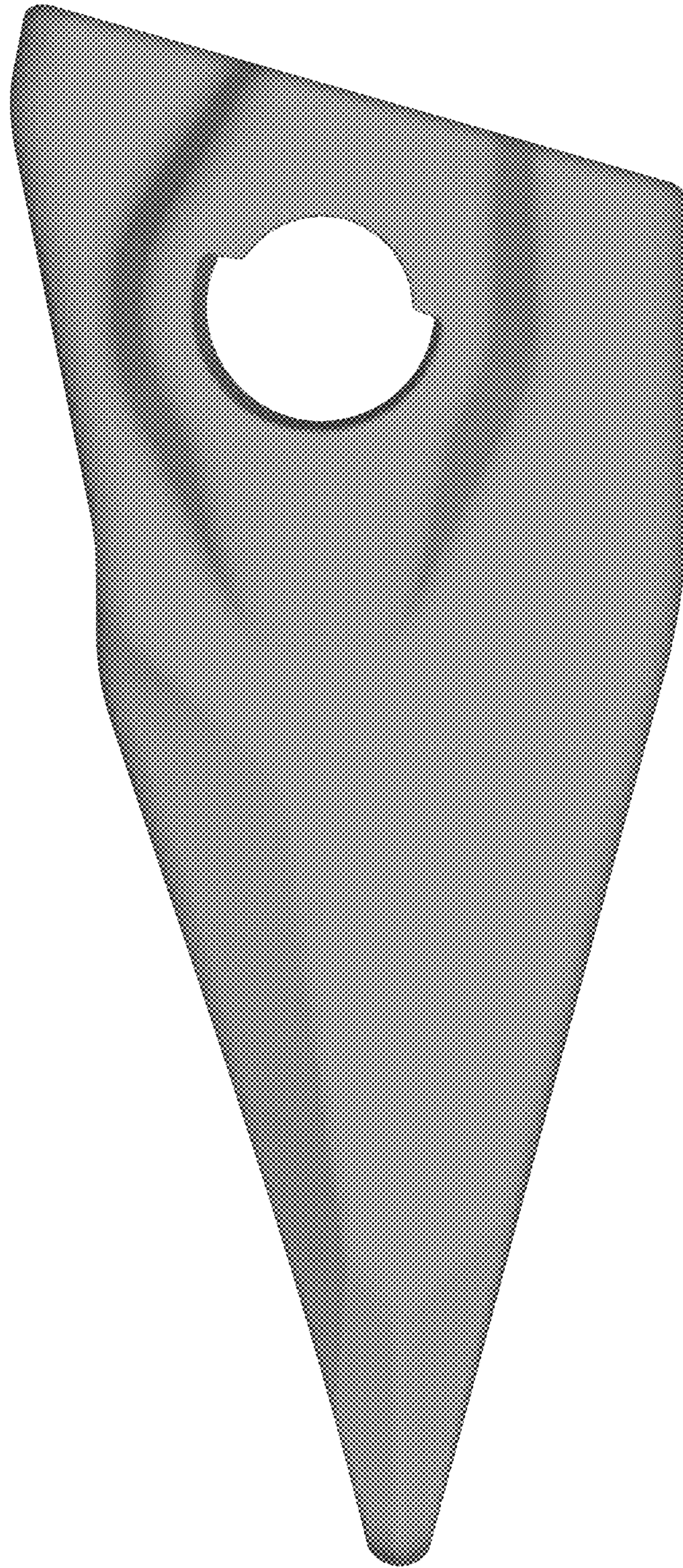


FIG. 5






FIG. 6






FIG. 7