



US00D894937S

(12) **United States Design Patent** (10) **Patent No.:** **US D894,937 S**
Wang (45) **Date of Patent:** **** Sep. 1, 2020**

(54) **DISPLAY SCREEN OR PORTION THEREOF WITH A GRAPHICAL USER INTERFACE**

(71) Applicant: **Tianjin Bytedance Technology Co., Ltd.**, Tianjin (CN)

(72) Inventor: **Yuan Wang**, Beijing (CN)

(73) Assignee: **Tianjin Bytedance Technology Co., Ltd.**, Tianjin (CN)

(**) Term: **15 Years**

(21) Appl. No.: **29/666,344**

(22) Filed: **Oct. 11, 2018**

(30) **Foreign Application Priority Data**

Apr. 18, 2018 (CN) 2018 3 0161055

(51) **LOC (12) Cl.** **14-04**

(52) **U.S. Cl.**
USPC **D14/486**

(58) **Field of Classification Search**
USPC D14/485–495
CPC H04N 21/2187; H04N 21/4126; G06Q 50/01; G06T 2207/10016; H04L 65/4084; H04L 51/32; H04L 65/4076
See application file for complete search history.

(56) **References Cited**

U.S. PATENT DOCUMENTS

D387,047 S	*	12/1997	Yamamoto	D14/493
D576,634 S	*	9/2008	Clark	D14/485
D624,935 S	*	10/2010	Umezawa	D14/493
D681,654 S	*	5/2013	Hirsch	D14/486
D684,587 S	*	6/2013	Plesnicher	D14/486

D701,224 S	*	3/2014	Nations	D14/486
D735,221 S	*	7/2015	Mishra	D14/486
D746,323 S	*	12/2015	Gray	D14/488
D757,813 S	*	5/2016	Giguere	D14/486
D759,663 S	*	6/2016	Kim	D14/485
D769,253 S	*	10/2016	Kim	D14/485
D810,760 S	*	2/2018	Doyle	D14/485
D838,735 S	*	1/2019	Liao	D14/486
D839,295 S	*	1/2019	Liao	D14/486
D848,467 S	*	5/2019	Jiang	D14/486
2004/0224772 A1	*	11/2004	Canessa	A63F 13/335 463/42
2012/0054674 A1	*	3/2012	Beykpour	G06F 3/0481 715/788
2013/0120405 A1	*	5/2013	Maloney	G06T 13/00 345/474
2017/0228684 A1	*	8/2017	Perry	G06F 3/04817

* cited by examiner

Primary Examiner — Darlington Ly

Assistant Examiner — Katherine A Holbrow

(74) *Attorney, Agent, or Firm* — BakerHostetler

(57) **CLAIM**

I claim the ornamental design for a display screen or portion thereof with a graphical user interface, as shown and described.

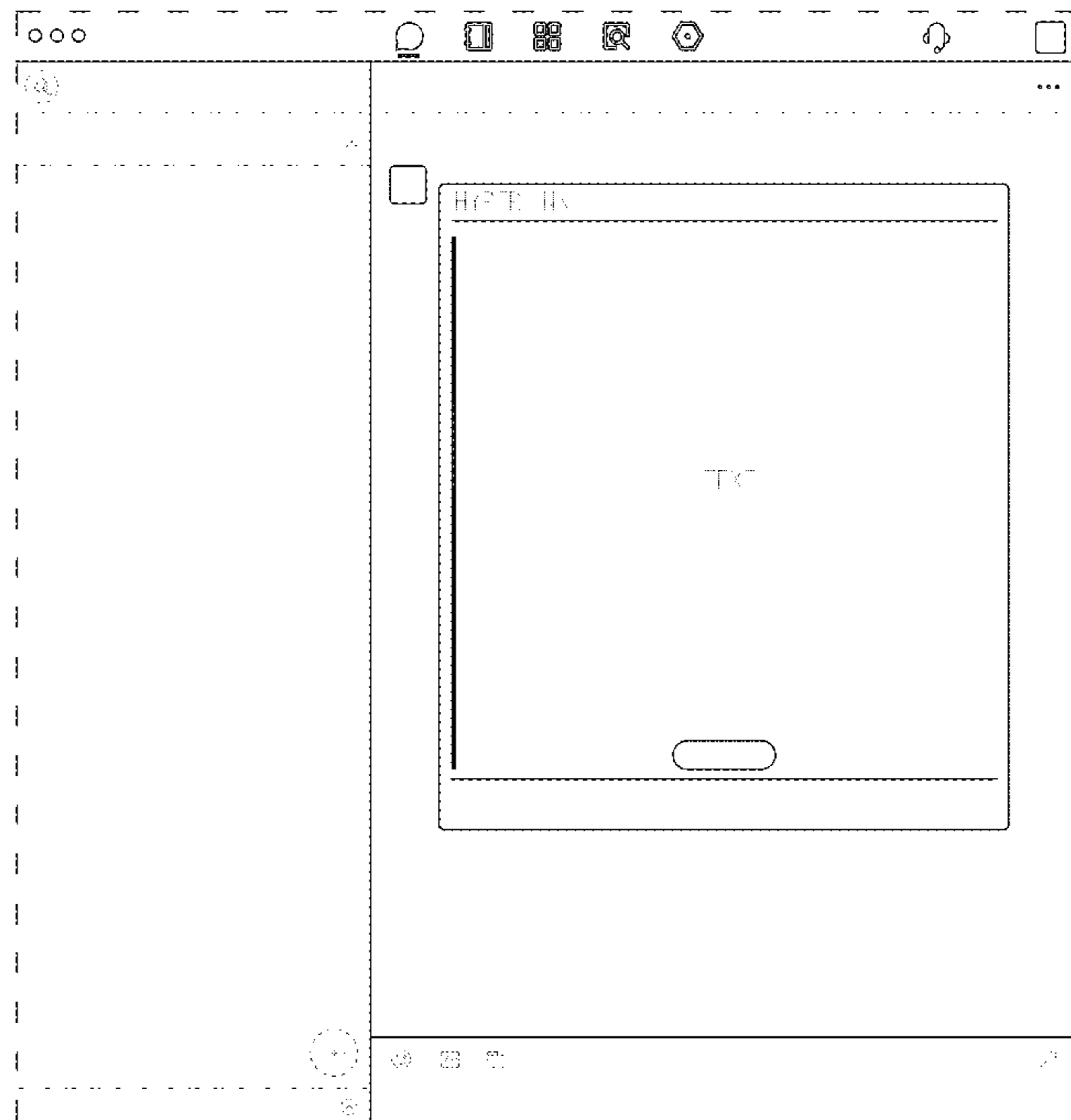
DESCRIPTION

FIG. 1 is a front view of a first embodiment for a display screen or portion thereof with a graphical user interface showing our new design; and,

FIG. 2 is a front view of a second embodiment thereof.

The outermost broken line rectangle shows the display screen or portion thereof. All other broken lines show portions of the graphical user interface and form no part of the claimed design.

1 Claim, 2 Drawing Sheets



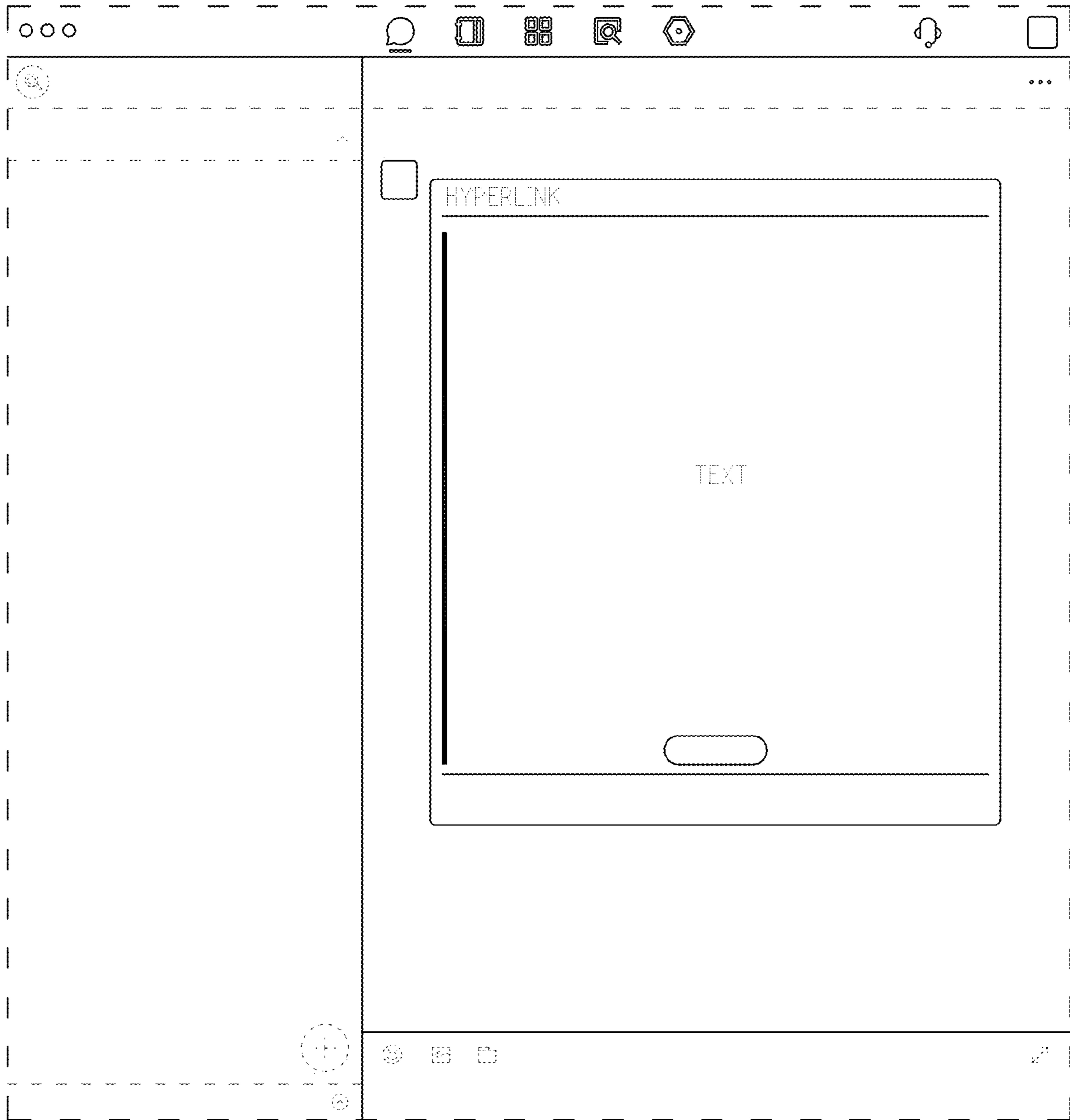


FIG. 1

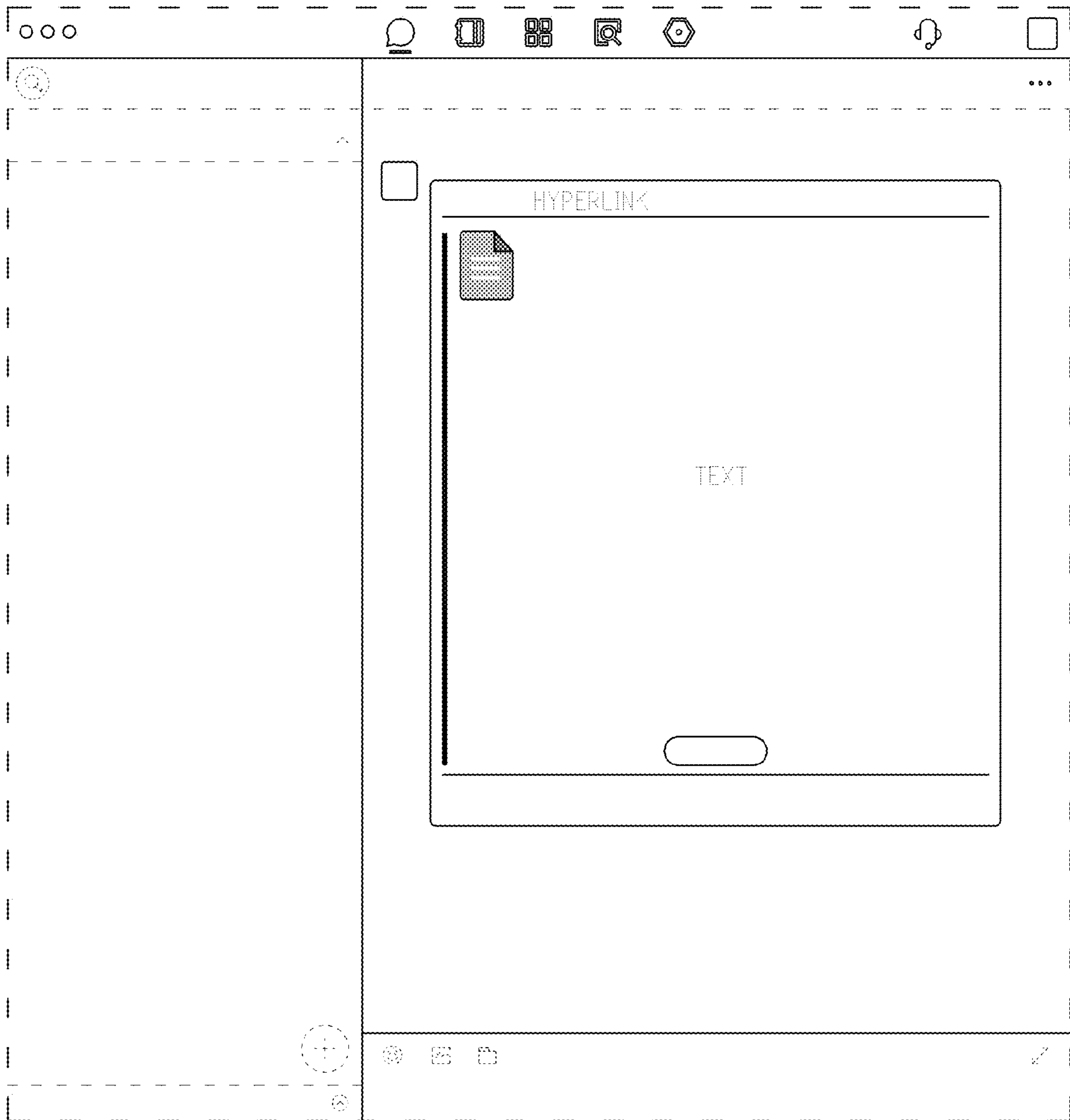


FIG. 2