



US00D894930S

(12) **United States Design Patent** (10) **Patent No.:** **US D894,930 S**
Cheng et al. (45) **Date of Patent:** **** Sep. 1, 2020**

(54) **DISPLAY SCREEN OR PORTION THEREOF WITH A GRAPHICAL USER INTERFACE**

(71) Applicant: **Tianjin Bytedance Technology Co., Ltd.**, Tianjin (CN)

(72) Inventors: **Hao Cheng**, Beijing (CN); **Shijie Liu**, Beijing (CN)

(73) Assignee: **Tianjin Bytedance Technology Co., Ltd.**, Tianjin (CN)

(**) Term: **15 Years**

(21) Appl. No.: **29/666,301**

(22) Filed: **Oct. 11, 2018**

(30) **Foreign Application Priority Data**

Apr. 11, 2018 (CN) 2018 3 0145424

(51) **LOC (12) Cl.** **14-04**

(52) **U.S. Cl.**
USPC **D14/486**

(58) **Field of Classification Search**
USPC D14/485-495
CPC H04N 21/2187; H04N 21/4126; G06Q 50/01; G06T 2207/10016; H04L 65/4084; H04L 51/32; H04L 65/4076
See application file for complete search history.

(56) **References Cited**

U.S. PATENT DOCUMENTS

D437,601 S *	2/2001	Utsuki	D14/486
D441,761 S *	5/2001	Machida	D14/486
D502,184 S *	2/2005	Glezer	D14/486
D526,324 S *	8/2006	McDougall	D14/485
D548,242 S *	8/2007	Viegers	D14/487
D550,682 S *	9/2007	Viegers	D14/486

D562,336 S *	2/2008	Salunkhe	D14/487
D674,810 S *	1/2013	Goodspeed	D14/486
D723,044 S *	2/2015	Park	D14/485
D726,206 S *	4/2015	Angelides	D14/486
D728,613 S *	5/2015	Chen	D14/485
D733,731 S *	7/2015	Kim	D14/486
D752,073 S *	3/2016	Wang	D14/486
D764,483 S *	8/2016	Heinrich	D14/485
D771,671 S *	11/2016	Eder	D14/486
D778,932 S *	2/2017	Hotchkiss	D14/486
D786,271 S *	5/2017	Randon	D14/485
D797,774 S *	9/2017	Park	D14/486
D809,539 S *	2/2018	Prekaski	D14/486
D820,864 S *	6/2018	Eder	D14/486
D870,753 S *	12/2019	Cheng	D14/485
D873,278 S *	1/2020	Nakahara	D14/485
D879,120 S *	3/2020	Goldenberg	D14/486
2017/0228684 A1 *	8/2017	Perry	G06F 3/04817

* cited by examiner

Primary Examiner — Darlington Ly

Assistant Examiner — Katherine A Holbrow

(74) *Attorney, Agent, or Firm* — BakerHostetler

(57) **CLAIM**

We claim the ornamental design for a display screen or portion thereof with a graphical user interface, as shown and described.


DESCRIPTION

FIG. 1 is a front view of a first embodiment for a display screen or portion thereof with a graphical user interface showing our new design;

FIG. 2 is a front view of a second embodiment thereof; and, FIG. 3 is a front view of a third embodiment thereof.

The outermost broken line rectangle shows the display screen or portion thereof. All other broken lines show portions of the graphical user interface and form no part of the claimed design.

1 Claim, 3 Drawing Sheets



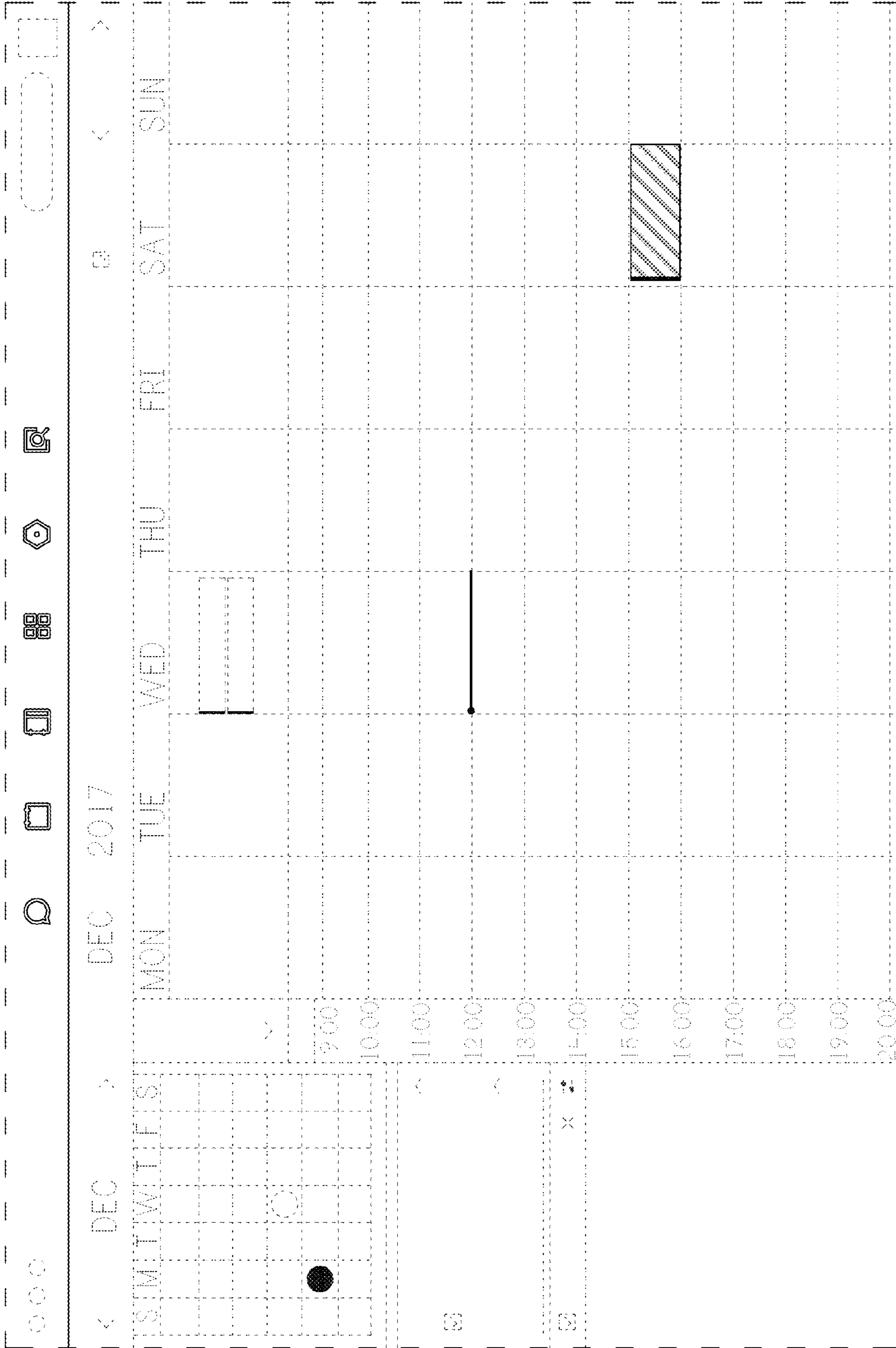


FIG. 1

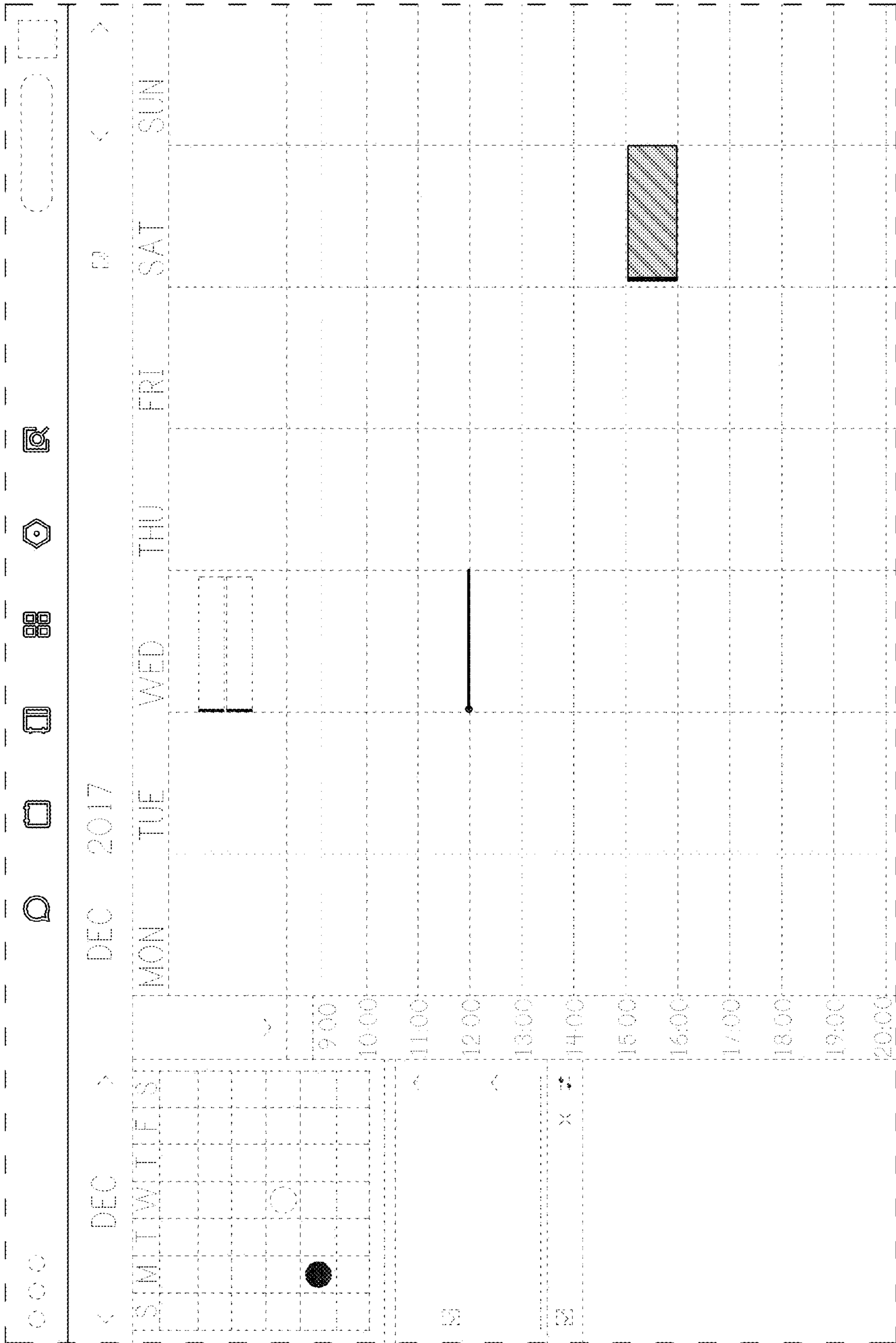


FIG. 2

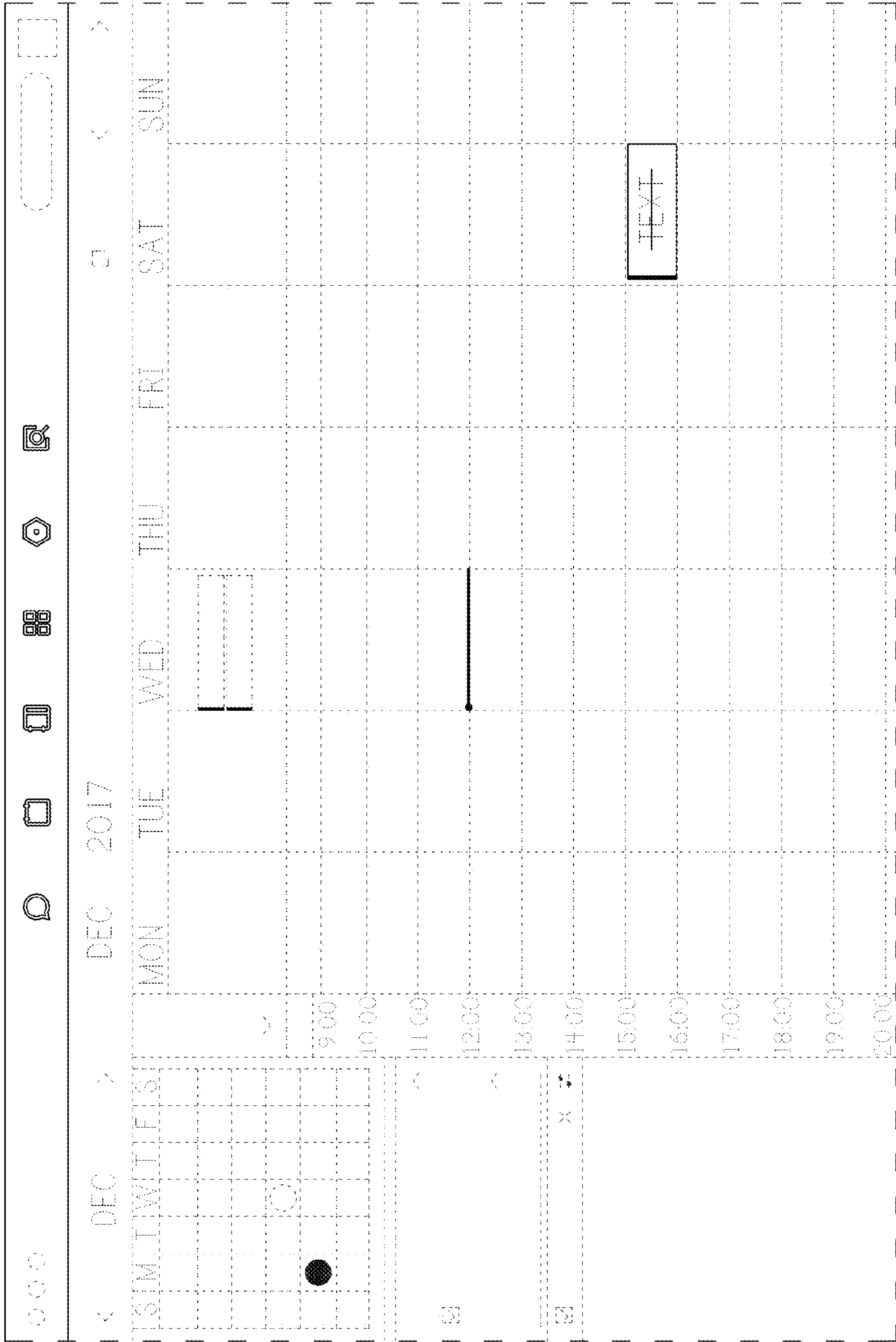


FIG. 3