



US00D894929S

(12) **United States Design Patent** (10) **Patent No.:** **US D894,929 S**  
**Cheng et al.** (45) **Date of Patent:** **\*\* Sep. 1, 2020**

(54) **DISPLAY SCREEN OR PORTION THEREOF WITH A GRAPHICAL USER INTERFACE**

(71) Applicant: **Tianjin Bytedance Technology Co., Ltd.**, Tianjin (CN)

(72) Inventors: **Hao Cheng**, Beijing (CN); **Shijie Liu**, Beijing (CN)

(73) Assignee: **Tianjin Bytedance Technology Co., Ltd.**, Tianjin (CN)

(\*\*) Term: **15 Years**

(21) Appl. No.: **29/666,291**

(22) Filed: **Oct. 11, 2018**

(30) **Foreign Application Priority Data**

Apr. 11, 2018 (CN) ..... 2018 3 0145272

(51) **LOC (12) Cl.** ..... **14-04**

(52) **U.S. Cl.**  
USPC ..... **D14/486**

(58) **Field of Classification Search**  
USPC ..... D14/485-495  
CPC ..... H04N 21/2187; H04N 21/4126; G06Q 50/01; G06T 2207/10016; H04L 65/4084; H04L 51/32; H04L 65/4076  
See application file for complete search history.

(56) **References Cited**

**U.S. PATENT DOCUMENTS**

D674,810 S \* 1/2013 Goodspeed ..... D14/486  
D686,635 S \* 7/2013 Cranfill ..... D14/486

D701,229 S \* 3/2014 Lee ..... D14/486  
D723,044 S \* 2/2015 Park ..... D14/485  
D726,206 S \* 4/2015 Angelides ..... D14/486  
D728,613 S \* 5/2015 Chen ..... D14/485  
D733,731 S \* 7/2015 Kim ..... D14/486  
D743,971 S \* 11/2015 Bickel ..... D14/485  
D752,059 S \* 3/2016 Yoo ..... D14/485  
D752,073 S \* 3/2016 Wang ..... D14/486  
D764,483 S \* 8/2016 Heinrich ..... D14/485  
D789,984 S \* 6/2017 Sun ..... D14/488  
D797,774 S \* 9/2017 Park ..... D14/486  
D870,753 S \* 12/2019 Cheng ..... D14/485  
2017/0228684 A1 \* 8/2017 Perry ..... G06F 3/04817

\* cited by examiner

*Primary Examiner* — Darlington Ly

*Assistant Examiner* — Katherine A Holbrow

(74) *Attorney, Agent, or Firm* — BakerHostetler

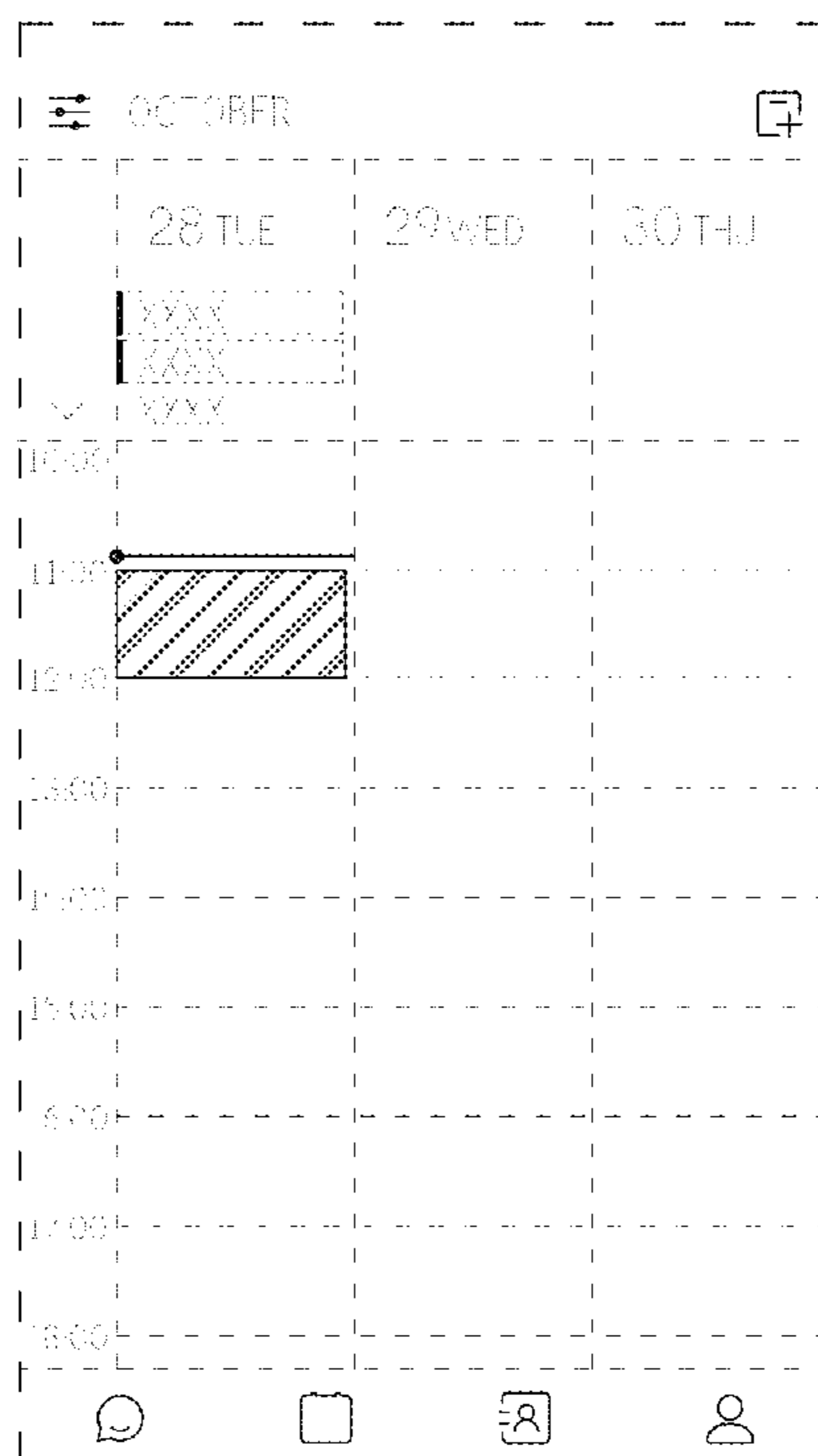
(57) **CLAIM**

We claim the ornamental design for a display screen or portion thereof with a graphical user interface, as shown and described.

**DESCRIPTION**

FIG. 1 is a front view of a first embodiment for a display screen or portion thereof with a graphical user interface showing our new design;  
FIG. 2 is a front view of a second embodiment thereof; and,  
FIG. 3 is a front view of a third embodiment thereof.  
The outermost broken line rectangle shows the display screen or portion thereof. All other broken lines show portions of the graphical user interface and form no part of the claimed design.

**1 Claim, 2 Drawing Sheets**



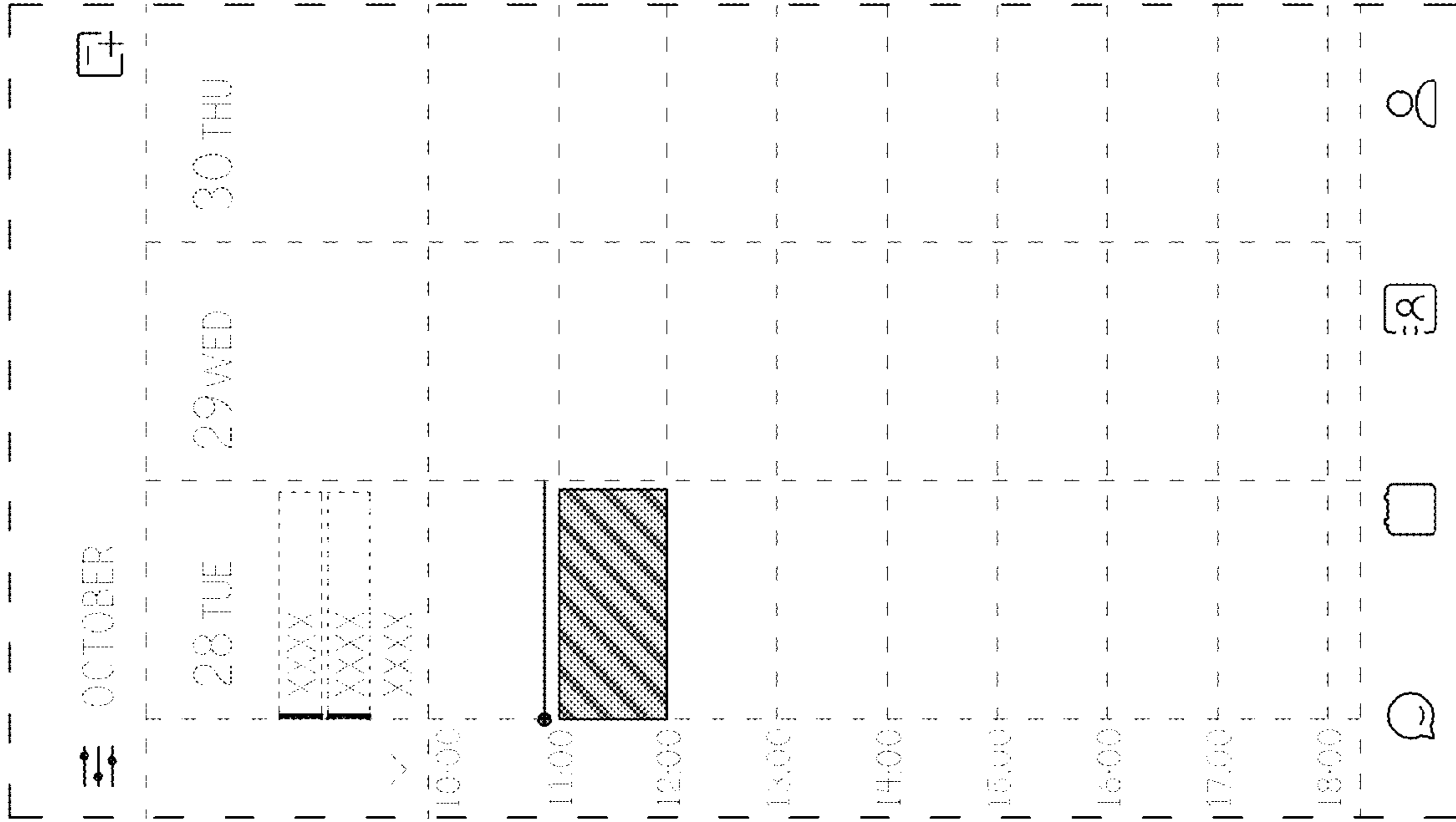


FIG. 2

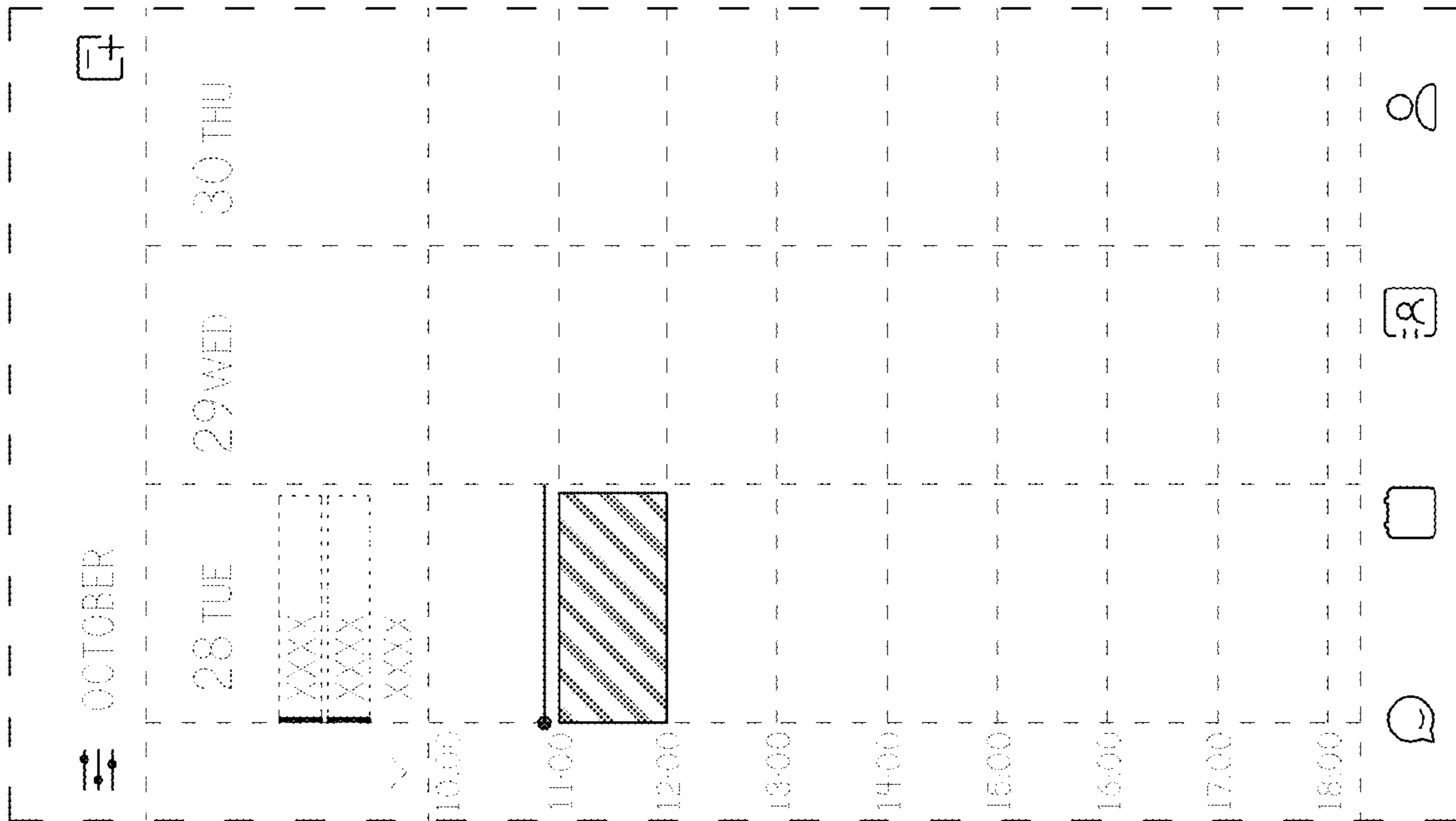


FIG. 1

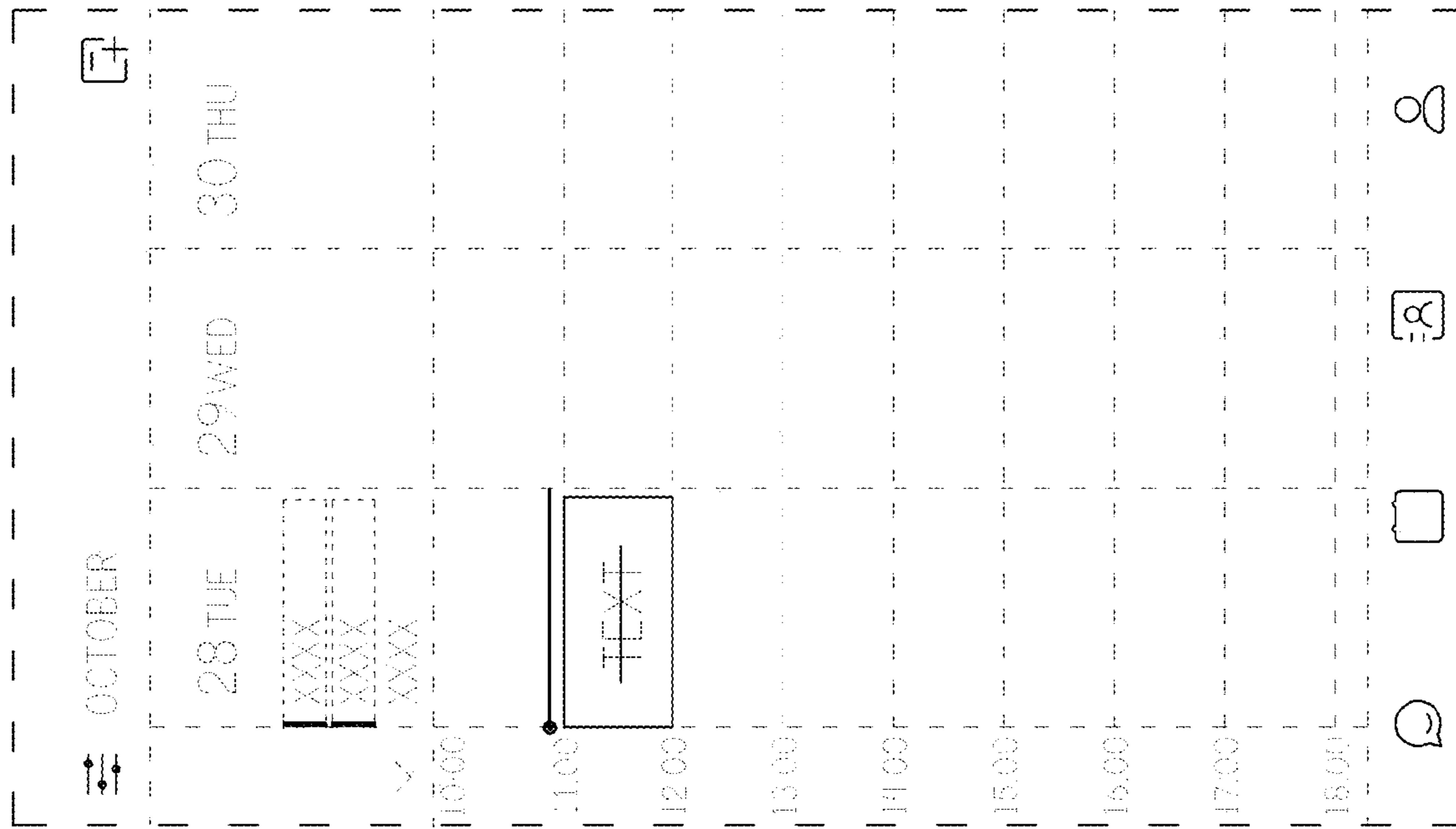


FIG. 3