



US00D894902S

(12) **United States Design Patent**  
**Nishida**

(10) **Patent No.:** **US D894,902 S**  
(45) **Date of Patent:** **\*\* Sep. 1, 2020**

- (54) **STYLUS**
- (71) Applicant: **mitsubishi pencil company, LIMITED**, Higashi-ohi, Shinagawa-ku, Tokyo (JP)
- (72) Inventor: **Tsuyoshi Nishida**, Tokyo (JP)
- (73) Assignee: **mitsubishi pencil company, LIMITED**, Tokyo (JP)

D825,566 S \* 8/2018 Peterson ..... D14/411  
 D826,230 S \* 8/2018 Peterson ..... D14/411  
 29,688,637 4/2019 Nishida  
 (Continued)

**FOREIGN PATENT DOCUMENTS**

JP D1299366 5/2007  
 JP D1563743 11/2016  
 (Continued)

- (\*\*) Term: **15 Years**
- (21) Appl. No.: **29/688,644**
- (22) Filed: **Apr. 23, 2019**

**OTHER PUBLICATIONS**

TW 108302383, Taiwan Search Report dated Nov. 26, 2019, 1 page—English.  
 (Continued)

(30) **Foreign Application Priority Data**

Oct. 31, 2018 (JP) ..... 2018-024022

(51) **LOC (12) Cl.** ..... **14-02**

(52) **U.S. Cl.**  
USPC ..... **D14/411**

(58) **Field of Classification Search**  
 USPC ..... D14/372, 496, 432, 371, 125, 126, 129,  
 D14/299, 411; D16/300-342; 351/158,  
 351/153, 144; 345/7-9, 905; 455/344;  
 348/115, 53, 121, 739  
 CPC ..... G02B 27/017; G06F 3/016; G06F 3/033;  
 G06F 3/0317; G06F 3/03545; G06F  
 3/041; G06K 9/222  
 See application file for complete search history.

*Primary Examiner* — Austin Murphy  
 (74) *Attorney, Agent, or Firm* — Andrew F. Young, Esq.;  
 Lackenbach Siegel, LLP

(57) **CLAIM**

The ornamental design for a stylus, as shown and described.

**DESCRIPTION**

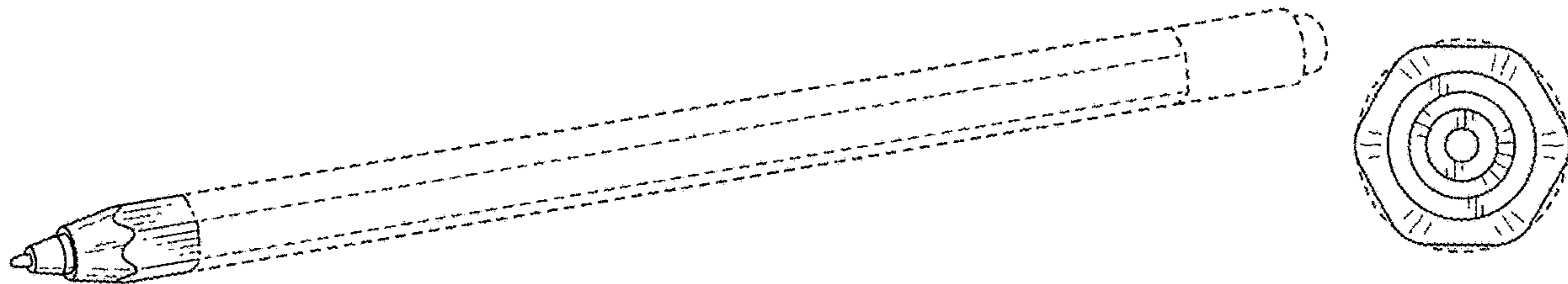
FIG. 1 is a perspective view of a stylus showing my new design;  
 FIG. 2 is a front elevational view thereof; the rear elevational view being a mirror image thereof;  
 FIG. 3 is an enlarged left side elevational view thereof;  
 FIG. 4 is an enlarged right side elevational view thereof;  
 FIG. 5 is a top plan view thereof; the bottom plan view being the same as the top plan view; and,  
 FIG. 6 is an enlarged cross-sectional view thereof taken along the line 6-6 in FIG. 2.  
 The broken line showing is included for the purpose of illustrating portions of the article and forms no part of the claimed design. The dot-dashed lines show unclaimed boundaries.

**1 Claim, 3 Drawing Sheets**

(56) **References Cited**

**U.S. PATENT DOCUMENTS**

- D601,192 S \* 9/2009 Chen ..... D19/182
- D660,910 S \* 5/2012 Carpenter ..... D19/133
- D681,113 S \* 4/2013 Huang ..... D19/185
- D688,665 S \* 8/2013 Huang ..... D14/411
- D743,964 S \* 11/2015 Swessi ..... D14/411
- D744,038 S \* 11/2015 Wang ..... D19/182
- D768,133 S \* 10/2016 Reed ..... D14/411



(56)

**References Cited**

U.S. PATENT DOCUMENTS

29,688,640		4/2019	Nishida	
D851,704 S	*	6/2019	Vadenne .....	D19/195
D864,298 S	*	10/2019	Li .....	D19/177
D879,778 S	*	3/2020	Nakajima .....	D14/411

FOREIGN PATENT DOCUMENTS

JP	D1573086	4/2017
JP	D1573087	4/2017
JP	D1573502	3/2018
KR	30-0508134	10/2008
TW	D149212	9/2012
TW	D151475	1/2013
TW	D156327	10/2013
TW	D169989	8/2015
TW	D186820	11/2017

OTHER PUBLICATIONS

TW 108302383, Taiwan Notice of Allowance dated Nov. 26, 2019,  
1 page—English, 2 pages—Taiwanese.

\* cited by examiner

FIG. 1

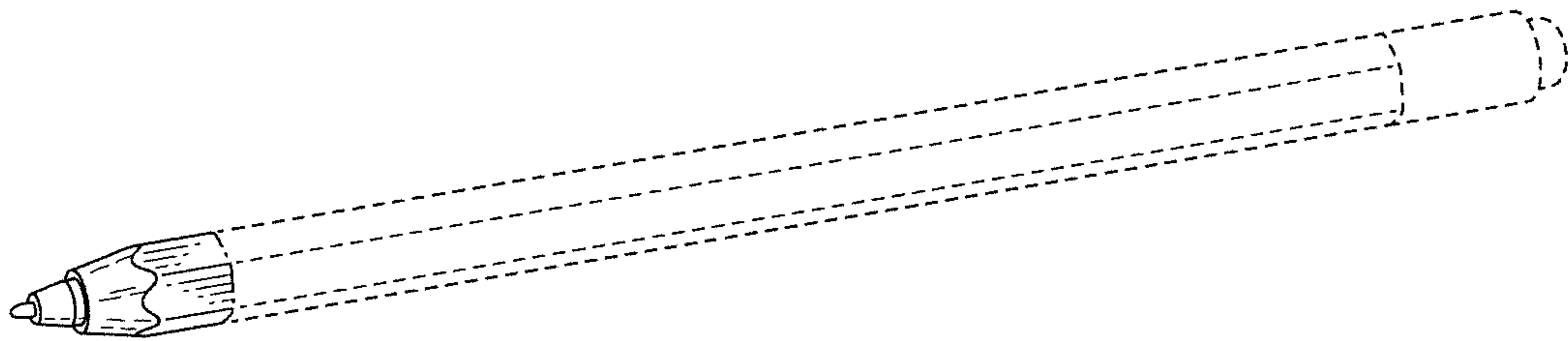


FIG. 2

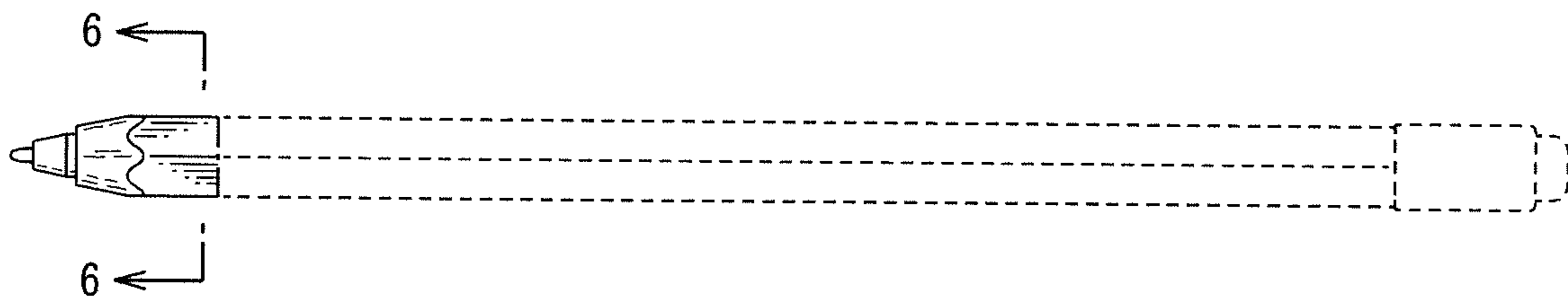


FIG. 3

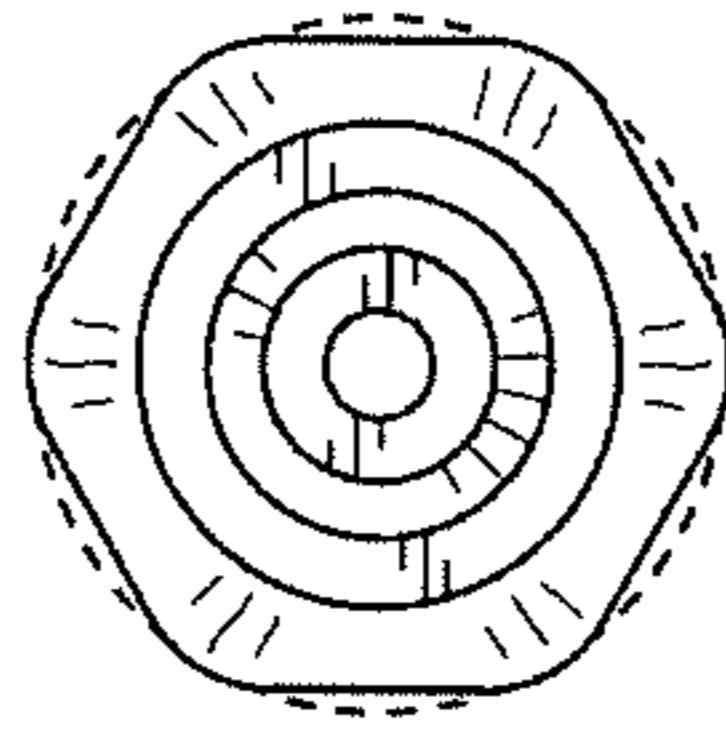


FIG. 4

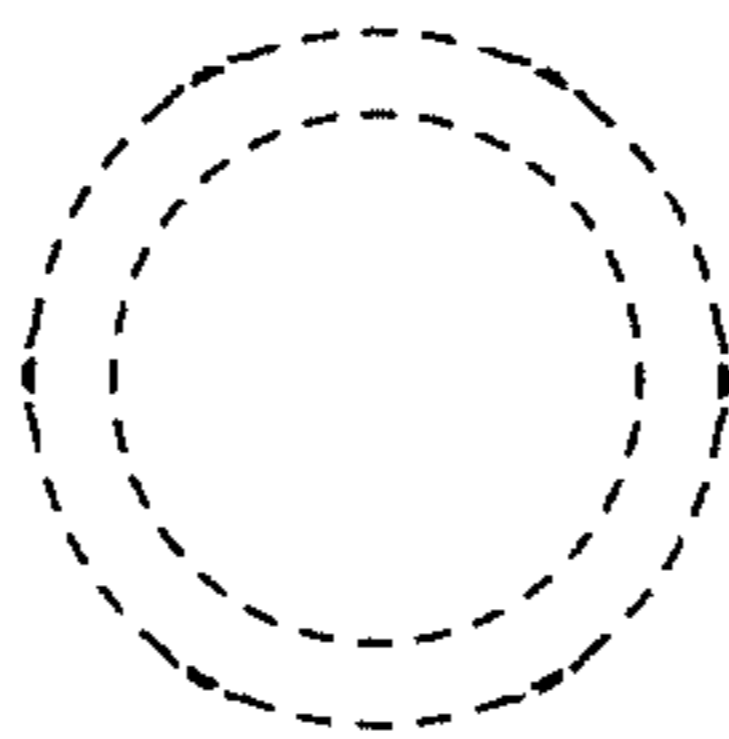


FIG. 5

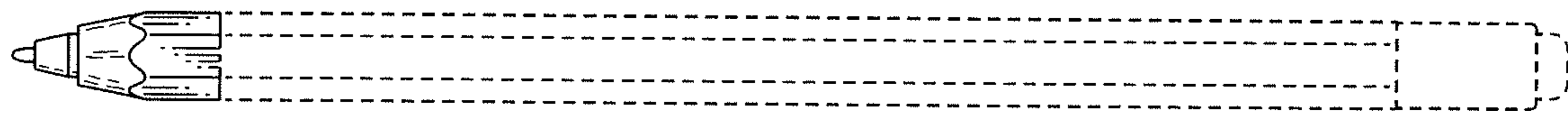


FIG. 6

