



US00D894900S

(12) **United States Design Patent**
Nishida

(10) **Patent No.:** **US D894,900 S**

(45) **Date of Patent:** **** Sep. 1, 2020**

(54) **STYLUS**

(71) Applicant: **mitsubishi pencil company, limited**, Tokyo (JP)

(72) Inventor: **Tsuyoshi Nishida**, Tokyo (JP)

(73) Assignee: **mitsubishi pencil company, limited**, Tokyo (JP)

(**) Term: **15 Years**

(21) Appl. No.: **29/688,637**

(22) Filed: **Apr. 23, 2019**

(30) **Foreign Application Priority Data**

Oct. 31, 2018 (JP) 2018-024022

(51) **LOC (12) Cl.** **14-02**

(52) **U.S. Cl.**
USPC **D14/411**

(58) **Field of Classification Search**
USPC D14/372, 496, 432, 371, 125, 126, 129,
D14/299, 411; D16/300-342; 351/158,
351/153, 144; 345/7-9, 905; 455/344;
348/115, 53, 121, 739
CPC G02B 27/017; G06F 3/016; G06F 3/033;
G06F 3/0317; G06F 3/03545; G06F
3/041; G06K 9/222
See application file for complete search history.

(56) **References Cited**

U.S. PATENT DOCUMENTS

D452,707 S * 1/2002 Kazaoka D19/119
D681,113 S 4/2013 Huang
D688,666 S * 8/2013 Kowari D14/411
D717,301 S * 11/2014 Groene D14/411
D754,129 S * 4/2016 Kao D14/411
D754,661 S * 4/2016 Nishizawa D14/411
9,358,828 B2 * 6/2016 Izawa B43K 21/16
D768,133 S * 10/2016 Reed D14/411

D772,876 S * 11/2016 Akana D14/411
9,545,813 B2 * 1/2017 Fukumoto B43K 1/08
D781,859 S * 3/2017 Magi D14/411
D788,109 S * 5/2017 Kuan-her D14/411

(Continued)

FOREIGN PATENT DOCUMENTS

JP D1299366 5/2007
JP D1563743 11/2016

(Continued)

OTHER PUBLICATIONS

U.S. Appl. No. 29/688,544, filed Apr. 23, 2019, Nishida.

(Continued)

Primary Examiner — Austin Murphy

(74) *Attorney, Agent, or Firm* — Andrew F. Young, Esq.;
Lackenbach Siegel, LLP

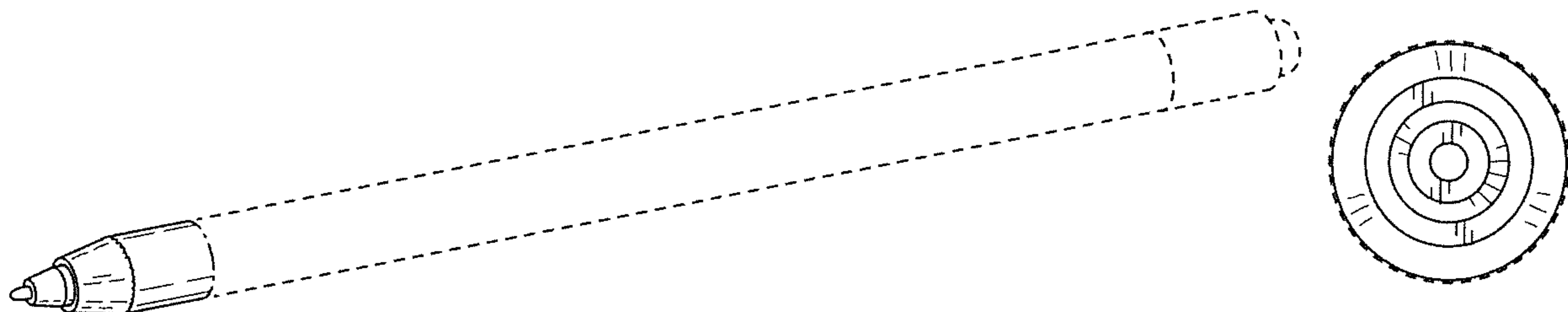
(57) **CLAIM**

The ornamental design for a stylus, as shown and described.

DESCRIPTION

FIG. 1 is a perspective view of a stylus showing my new design;
FIG. 2 is a front elevational view thereof; the rear elevational view being a mirror image thereof;
FIG. 3 is an enlarged left side elevational view thereof;
FIG. 4 is an enlarged right side elevational view thereof;
FIG. 5 is a top plan view thereof; the bottom plan view being the same as the top plan view; and,
FIG. 6 is an enlarged cross-sectional view thereof taken along the line 6-6 in FIG. 2.
The broken line showing is included for the purpose of illustrating portions of the article and forms no part of the claimed design. The dot-dashed lines show unclaimed boundaries.

1 Claim, 3 Drawing Sheets



(56)

References Cited

U.S. PATENT DOCUMENTS

D799,487 S * 10/2017 Nishizawa D14/411
D811,400 S * 2/2018 Nishizawa D14/411
D825,566 S 8/2018 Peterson et al.
D861,687 S * 10/2019 Mitchell D14/411
D873,827 S * 1/2020 Lu D14/411

FOREIGN PATENT DOCUMENTS

JP D157086 4/2017
JP D157087 4/2017
JP D1573502 3/2018
KR 30-0508134 10/2008
TW D149212 9/2012
TW D151475 1/2013
TW D156327 10/2013
TW D169989 8/2015
TW D186820 11/2017

OTHER PUBLICATIONS

U.S. Appl. No. 29/688,640, filed Jun. 23, 2019, Nishida.
TW 108302384, Taiwan Search Report, dated Nov. 26, 2019, 1
page—English.
TW 108302384, Taiwan Office Action dated Nov. 26, 2019, 2
pages—English, 2 pages—Chinese.

* cited by examiner

FIG. 1

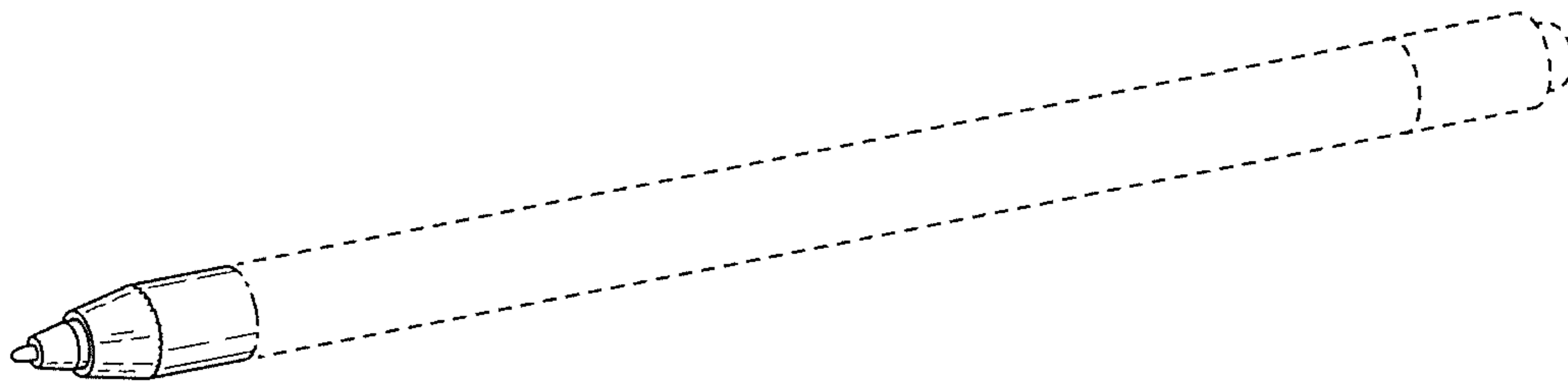


FIG. 2

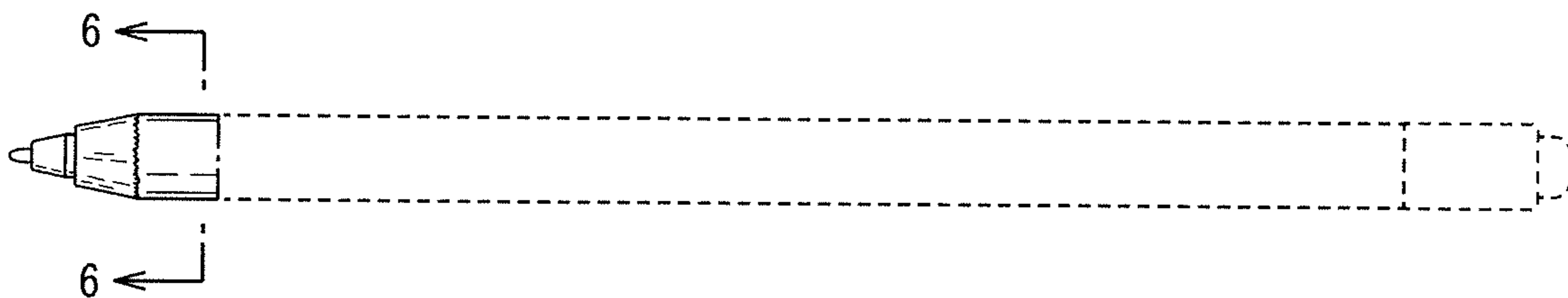


FIG. 3

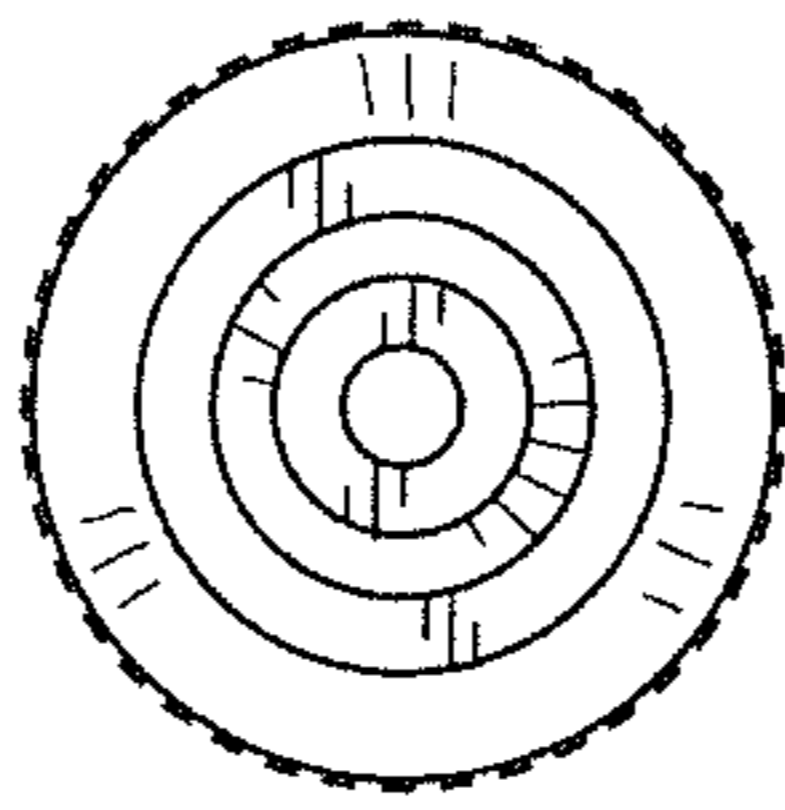


FIG. 4

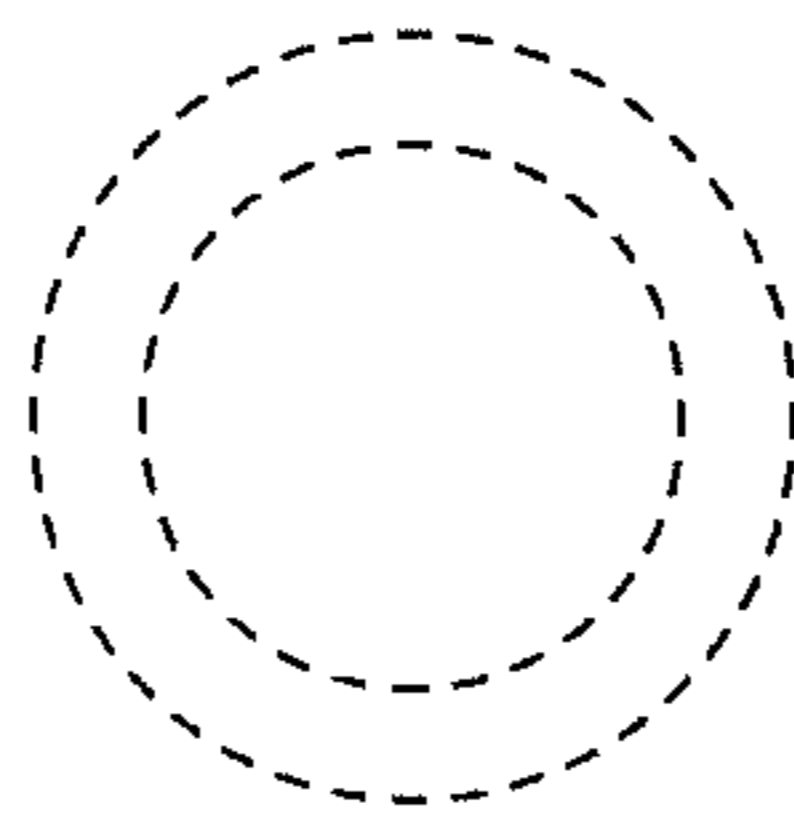


FIG. 5



FIG. 6

