



US00D894889S

(12) **United States Design Patent**
Feller

(10) **Patent No.:** **US D894,889 S**

(45) **Date of Patent:** **** Sep. 1, 2020**

(54) **CASE WITH ADJUSTABLE STRAP FOR AN ELECTRONIC DEVICE**

FOREIGN PATENT DOCUMENTS

(71) Applicant: **NLU Products, L.L.C.**, Lehi, UT (US)

JP 2017158165 9/2017
KR 20140116993 10/2014

(72) Inventor: **Kirk Feller**, Draper, UT (US)

OTHER PUBLICATIONS

(73) Assignee: **NLU PRODUCTS, L.L.C.**, Lehi, UT (US)

“Adidas Sports Designed for iPhone 11 Clear Case with Grip Stand—Solar Red” [online]. adidas. [Date First Available on Mar. 18, 2020]. Retrieved from the Internet: <<https://www.amazon.com/adidas-Sports-Designed-iPhone-Clear/dp/B084C1TL6S/>>.*

(**) Term: **15 Years**

(Continued)

(21) Appl. No.: **29/678,507**

Primary Examiner — Khawaja Anwar

(22) Filed: **Jan. 29, 2019**

Assistant Examiner — Mojtaba Tehrani

(51) **LOC (12) Cl.** **14-03**

(74) *Attorney, Agent, or Firm* — Parsons Behle & Latimer

(52) **U.S. Cl.**
USPC **D14/251**

(57) **CLAIM**

(58) **Field of Classification Search**
USPC D14/143, 199, 201, 202, 217, 250, 251,
D14/253, 440, 447, 316; D13/103, 119
CPC H04M 1/0283; H04M 1/0202; A45C 1/06;
A45C 2011/002; A45C 11/00; A45F
2005/028; A45F 2200/0525
See application file for complete search history.

The ornamental design for a case and adjustable strap for an electronic device, as shown and described.

DESCRIPTION

(56) **References Cited**

U.S. PATENT DOCUMENTS

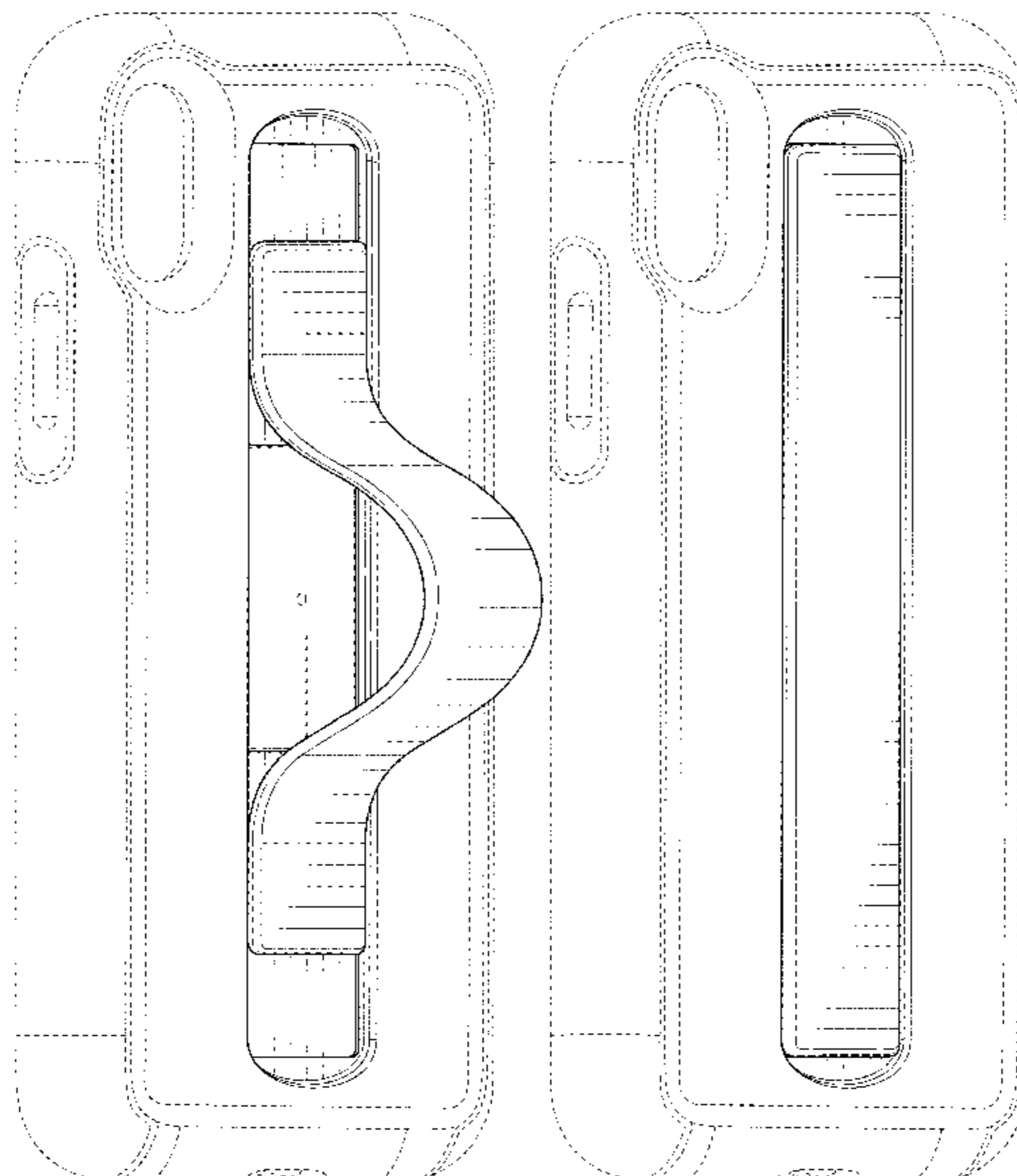
D638,254 S *	5/2011	Barber	D7/354
D660,597 S *	5/2012	Leblanc	D3/318
8,374,657 B2 *	2/2013	Interdonato	H04B 1/385
				455/575.4
D679,685 S *	4/2013	Cox	D14/250
D689,479 S *	9/2013	Soffer	D14/253
8,522,965 B1	9/2013	Hsiung		
8,550,317 B2 *	10/2013	Hyseni	A45F 5/00
				224/197
D695,013 S *	12/2013	Minn	D3/247
D701,043 S *	3/2014	Minn	D3/247
D717,780 S *	11/2014	Tussy	D14/250

FIG. 1 is a front perspective view of a case with adjustable strap for an electronic device embodying the new design; FIG. 2 is a front elevational view thereof; FIG. 3 is a right side elevational view thereof; FIG. 4 is a left side elevational view thereof; FIG. 5 is a top plan view thereof; FIG. 6 is a bottom plan view thereof; and, FIG. 7 is a front perspective view thereof, as shown in an alternate position.

The broken lines illustrating portions of the case with adjustable strap for an electronic device form no part of the claimed design. The shade lines shown on the case with adjustable strap for an electronic device represent contour lines and not surface ornamentation. The rear view of the case with adjustable strap for an electronic device forms a receptacle for an electronic device and is not visible during normal use and has been omitted.

(Continued)

1 Claim, 5 Drawing Sheets



(56)

References Cited

U.S. PATENT DOCUMENTS

D719,949 S * 12/2014 Tussy D14/250
 D721,373 S * 1/2015 Logereau D14/432
 D721,376 S * 1/2015 Lee D14/440
 8,939,483 B2 * 1/2015 Kim H04B 1/385
 224/217
 D725,659 S * 3/2015 Tussy D14/440
 9,027,808 B2 * 5/2015 Kim A45F 5/00
 224/218
 D738,872 S * 9/2015 Erickson-Davis D14/250
 D749,592 S * 2/2016 Huang D14/440
 9,362,968 B1 * 6/2016 Haymond H04B 1/385
 9,372,507 B2 * 6/2016 Dekock G06F 1/166
 9,407,743 B1 * 8/2016 Hirshberg H04M 1/04
 D771,030 S * 11/2016 Tussy D14/250
 9,565,909 B2 2/2017 Song et al.
 9,654,167 B1 * 5/2017 White H04B 1/3888
 9,658,647 B1 5/2017 Safar
 9,699,283 B2 7/2017 Aldana et al.
 9,924,783 B2 * 3/2018 Widiaman G06F 1/1626
 D842,290 S * 3/2019 Robertson D14/250
 D860,984 S * 9/2019 Stagge D14/250
 10,463,126 B2 * 11/2019 Mallory A45F 5/10
 10,561,228 B2 * 2/2020 Britt A45F 5/10
 D878,350 S * 3/2020 Stagge D14/253
 10,610,004 B1 * 4/2020 Yeo A45F 5/10
 D883,268 S * 5/2020 Daniel D14/250

2003/0213886 A1 11/2003 Gilbert
 2009/0270050 A1 * 10/2009 Brown H04B 1/3833
 455/90.3
 2011/0267748 A1 * 11/2011 Lane A45F 5/00
 361/679.01
 2012/0074291 A1 * 3/2012 Fu F16M 11/40
 248/560
 2012/0111881 A1 * 5/2012 Gaddis, II H05K 5/023
 220/752
 2012/0299318 A1 * 11/2012 Murphy A45F 5/00
 294/25
 2014/0084035 A1 * 3/2014 Georges A45F 5/00
 224/267
 2014/0221055 A1 8/2014 Wu
 2015/0011269 A1 * 1/2015 Liu H04M 1/0202
 455/575.1
 2015/0277502 A1 * 10/2015 Witham G06F 1/1626
 156/249
 2016/0230925 A1 8/2016 Le Gette et al.
 2017/0328514 A1 11/2017 Cavalcante
 2018/0234126 A1 * 8/2018 Yeo A45F 5/00
 2019/0055062 A1 * 2/2019 Winn B65D 23/104

OTHER PUBLICATIONS

<https://www.cnet.com/how-to/cool-accessories-for-the-back-of-your-phone/> Jun. 19, 2017.

* cited by examiner

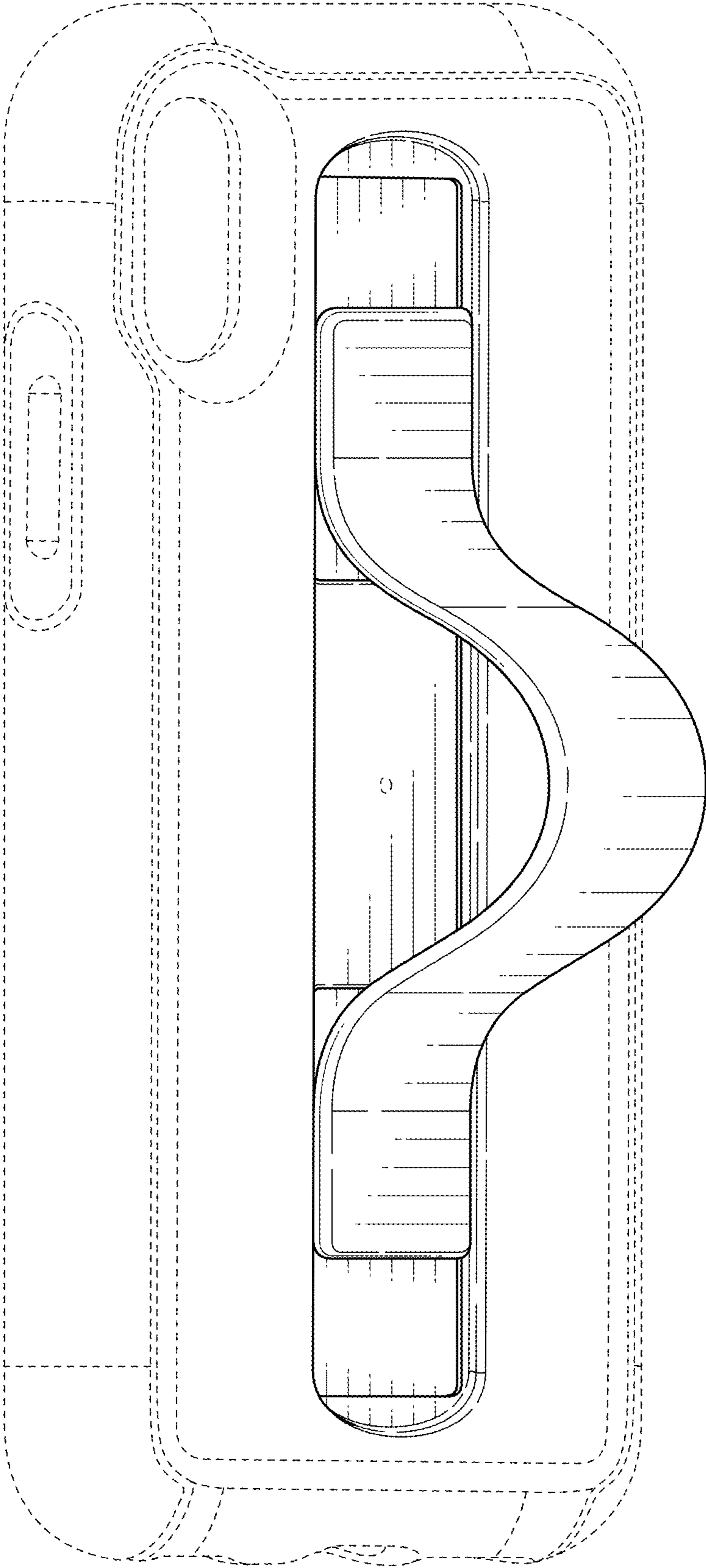


FIG. 1

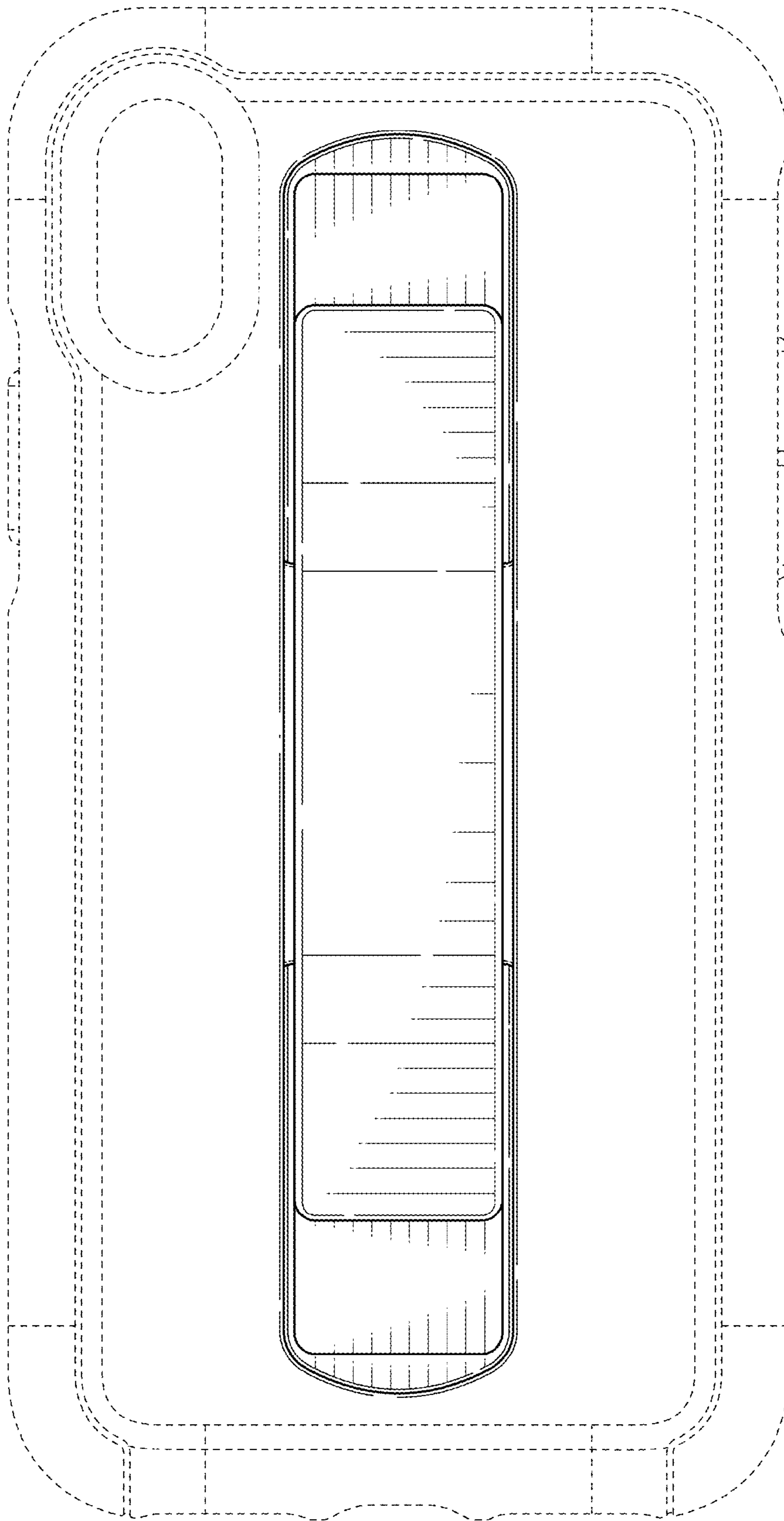


FIG. 2

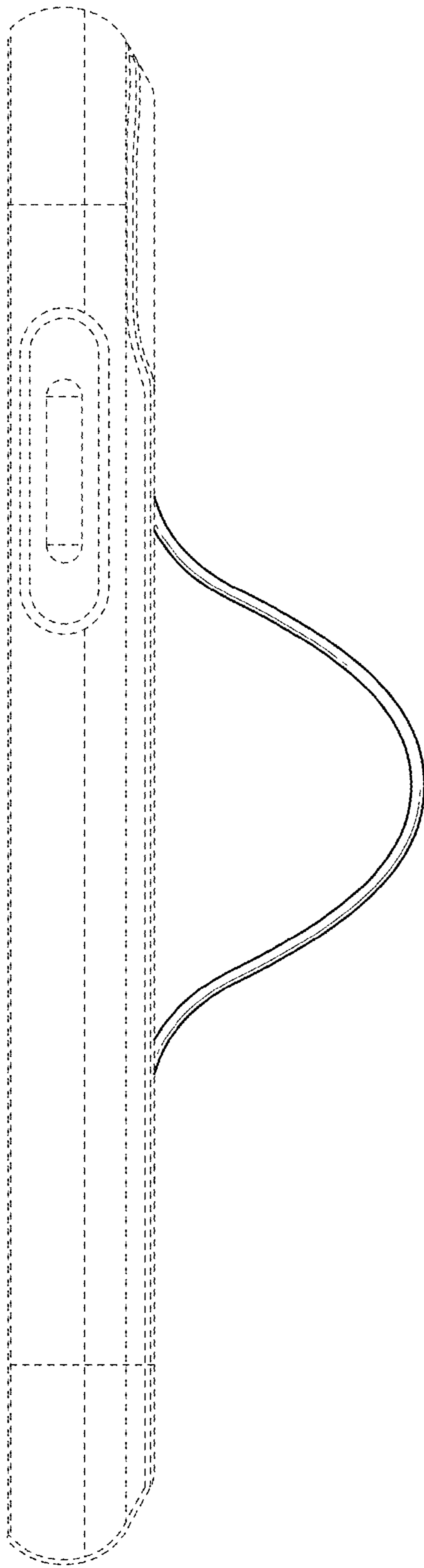


FIG. 3

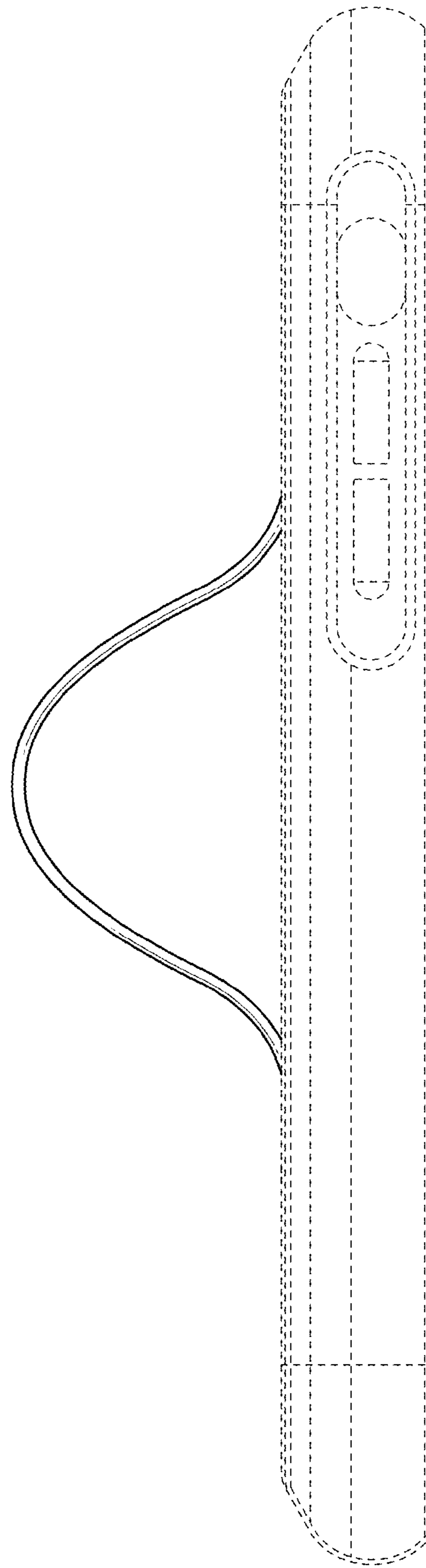


FIG. 4

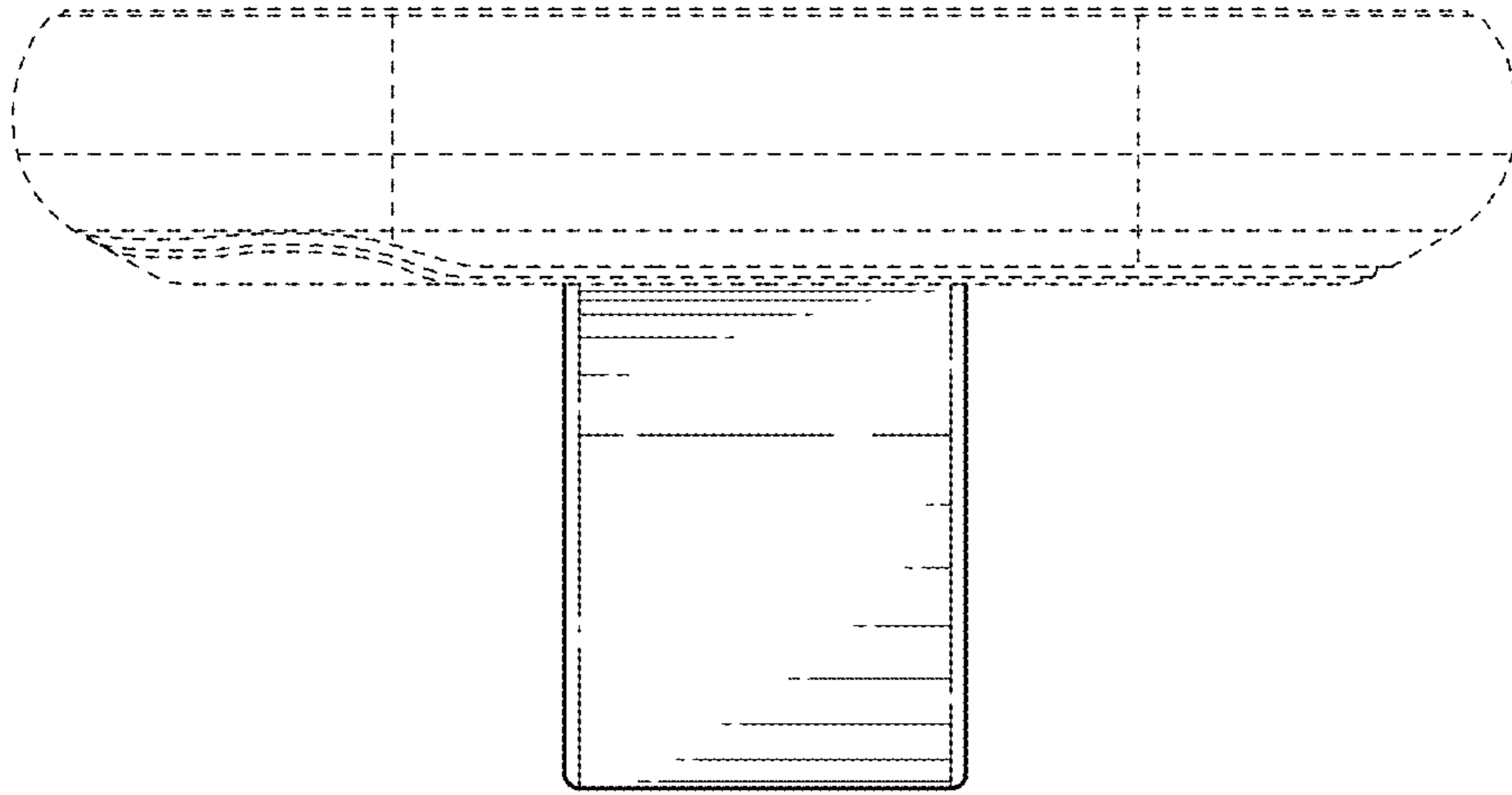


FIG. 5

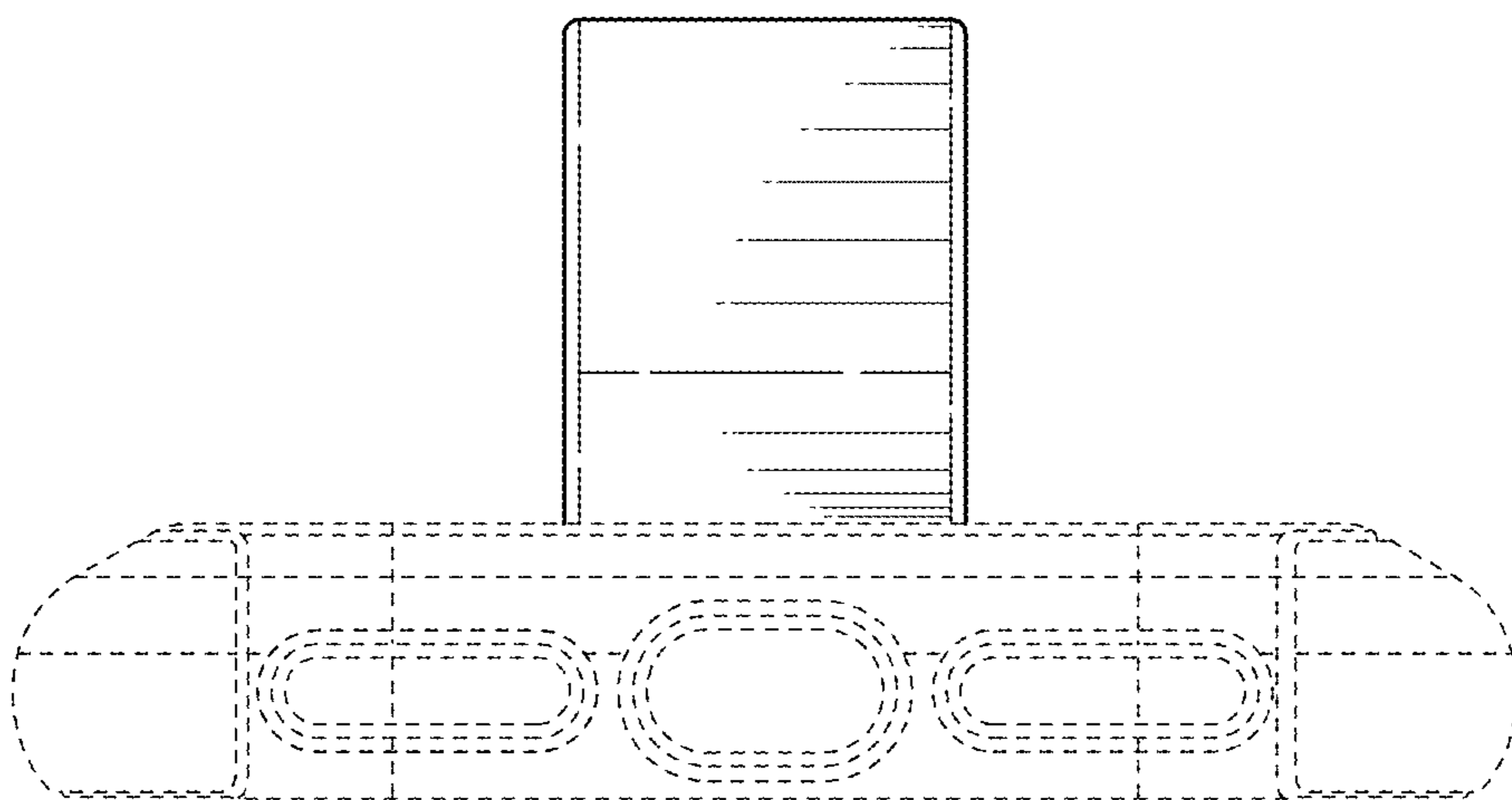


FIG. 6

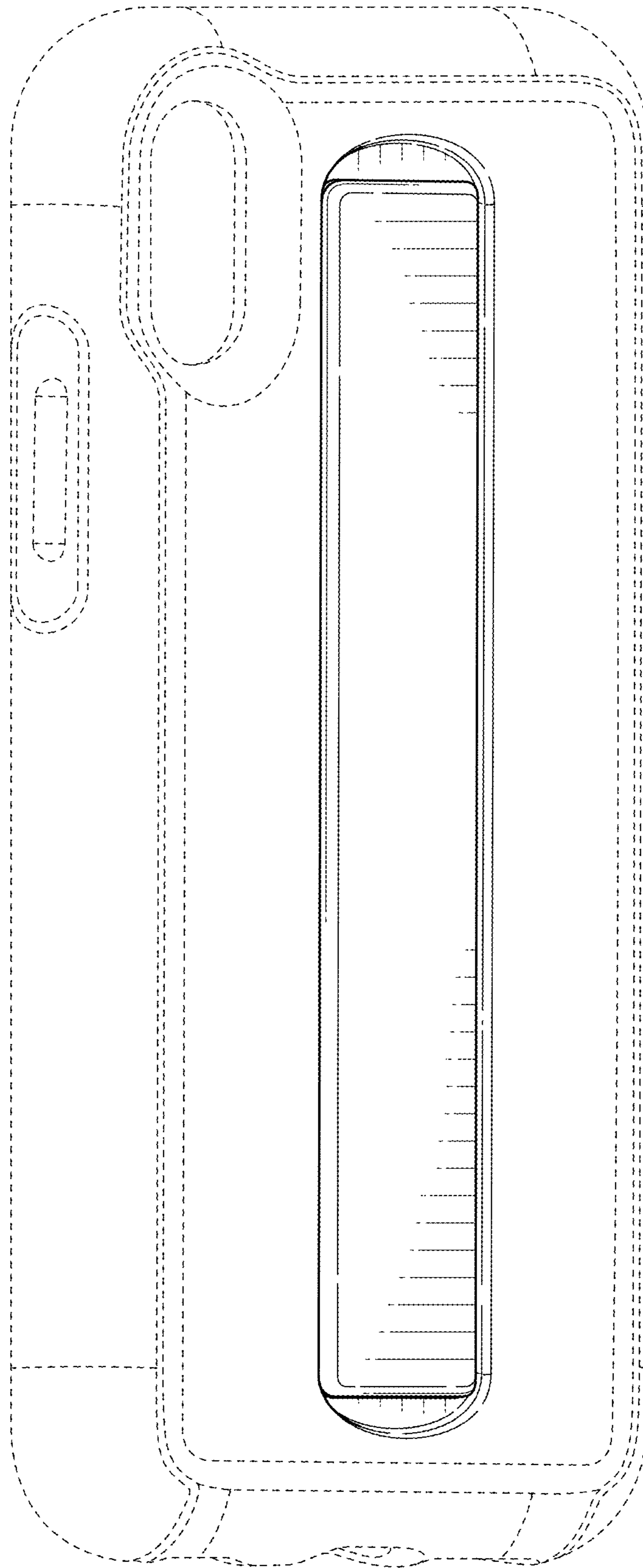


FIG. 7