



US00D894882S

(12) **United States Design Patent** (10) **Patent No.:** **US D894,882 S**  
**Kim et al.** (45) **Date of Patent:** **\*\* Sep. 1, 2020**

(54) **TERMINAL DEVICE**

D791,732 S \* 7/2017 Xu ..... D14/138 G  
D792,366 S \* 7/2017 Zhang ..... D14/138 G  
D800,716 S \* 10/2017 Akana ..... D14/341

(71) Applicant: **Huawei Technologies Co., Ltd.**,  
Shenzhen (CN)

(Continued)

(72) Inventors: **Joon Suh Kim**, Shenzhen (CN); **Ting Xu**,  
Shenzhen (CN); **Sungchun Jeon**, Shenzhen (CN); **Liang Chang**,  
Shenzhen (CN); **Jingwei Tang**, Shenzhen (CN)

FOREIGN PATENT DOCUMENTS

CN 303248532 S 6/2015  
CN 303423684 S 10/2015

(Continued)

(73) Assignee: **HUAWEI TECHNOLOGIES CO., LTD.**,  
Shenzhen (CN)

OTHER PUBLICATIONS

Mobilissimo Imagini Sosiste din China, Nov. 16, 2016, [online],  
[site visited May 13, 2019]. Retrieved from url:https://www.  
mobilissimo.ro/stiri-telefoane/posibile-imagini-huawei-p10 (Year:  
2016).\*

(Continued)

(\*\*) Term: **15 Years**

*Primary Examiner* — Michelle E. Wilson

(21) Appl. No.: **29/608,803**

*Assistant Examiner* — Tracey J Bell

(22) Filed: **Jun. 26, 2017**

(74) *Attorney, Agent, or Firm* — Kilpatrick Townsend &  
Stockton LLP

(30) **Foreign Application Priority Data**

Dec. 27, 2016 (CN) ..... 2016 3 0649470

(51) **LOC (12) Cl.** ..... **14-03**

(52) **U.S. Cl.**  
USPC ..... **D14/248**

(58) **Field of Classification Search**  
USPC ..... D14/138 G, 248, 250, 341, 203.7;  
D21/329

CPC ... G06F 1/1626; H04M 1/027; H04M 1/0202;  
H04M 1/0279; H04M 1/0235; H04M  
1/0237; H04M 1/0239; H04M 1/0266;  
H04M 1/0268; H04M 1/0295; H01Q  
1/241; H01Q 1/243

See application file for complete search history.

(56) **References Cited**

U.S. PATENT DOCUMENTS

D739,369 S 9/2015 Seo et al.  
D770,411 S \* 11/2016 Zhang ..... D14/138 G  
D783,602 S \* 4/2017 Akana ..... D14/341

(57) **CLAIM**


The ornamental design for a terminal device, as shown and  
described.

**DESCRIPTION**

FIG. 1 is a rear perspective view of a terminal device  
showing our new design;  
FIG. 2 is a front view thereof;  
FIG. 3 is a rear view thereof;  
FIG. 4 is a left side view thereof;  
FIG. 5 is a right side view thereof;  
FIG. 6 is a top view thereof; and,  
FIG. 7 is a bottom view thereof.

The broken line showing of portions of the terminal device  
in FIGS. 1-7 is for the purpose of illustrating environmental  
structure and forms no part of the claimed design.

**1 Claim, 6 Drawing Sheets**



(56)

References Cited

U.S. PATENT DOCUMENTS

D809,508 S \* 2/2018 Akana ..... D14/341  
D824,874 S \* 8/2018 You ..... D14/138 G  
D838,706 S \* 1/2019 Li ..... D14/248  
D841,611 S \* 2/2019 Kim ..... D14/138 G  
D842,298 S \* 3/2019 Akana ..... D14/341  
D845,294 S \* 4/2019 Akana ..... D14/341  
D845,941 S \* 4/2019 Chen ..... D14/250  
2017/0069956 A1\* 3/2017 Hill ..... H01Q 1/243

FOREIGN PATENT DOCUMENTS

CN 303439484 S 11/2015  
CN 303439602 S 11/2015  
CN 303520837 S 12/2015  
CN 303648032 S 4/2016  
CN 303774383 S 8/2016  
CN 303792710 S 8/2016

CN 303805599 S 8/2016  
CN 303816208 S 8/2016  
CN 303854714 S 9/2016  
CN 303959419 S 12/2016  
KR 30-07134830000 S 10/2013  
KR 30-2016-0000278 S 3/2016

OTHER PUBLICATIONS

Huawei P10 Plus, released Apr. 2017, [online], [site visited May 6, 2019]. Retrieved from url:[https://www.gsmarena.com/huawei\\_p10\\_plus-pictures-8515.php](https://www.gsmarena.com/huawei_p10_plus-pictures-8515.php) (Year: 2017).\*

Huawei P10, released Apr. 2017, [online], [site visited May 6, 2019]. Retrieved from url:[https://www.gsmarena.com/huawei\\_p10-pictures-8514.php](https://www.gsmarena.com/huawei_p10-pictures-8514.php) (Year: 2017).\*

Huawei P9 Plus, released May 2016,[online], [site visited May 6, 2019]. Retrieved from url:[https://www.gsmarena.com/huawei\\_p9\\_plus-pictures-7745.ph](https://www.gsmarena.com/huawei_p9_plus-pictures-7745.ph) (Year: 2016).\*

\* cited by examiner




FIG. 1




FIG. 2




FIG. 3





FIG. 4



**FIG. 5**



**FIG. 6**



**FIG. 7**