



US00D894881S

(12) **United States Design Patent**
Hsu et al.

(10) **Patent No.:** **US D894,881 S**

(45) **Date of Patent:** **** Sep. 1, 2020**

(54) **4G ROUTER**

(71) Applicant: **NANNING FUGUI PRECISION INDUSTRIAL CO., LTD.**, Nanning (CN)

(72) Inventors: **Yi-Heng Hsu**, New Taipei (TW); **Tsung-Yuan Huang**, New Taipei (TW)

(73) Assignee: **NANNING FUGUI PRECISION INDUSTRIAL CO., LTD.**, Nanning (CN)

(**) Term: **15 Years**

(21) Appl. No.: **29/678,068**

(22) Filed: **Jan. 25, 2019**

(51) **LOC (12) Cl.** **14-03**

(52) **U.S. Cl.**
USPC **D14/240**

(58) **Field of Classification Search**
USPC D14/240, 242, 357, 358, 155, 125, 126, D14/137, 139, 243, 348, 349, 351, 354, D14/355

CPC . H04L 12/66; H04L 63/0853; H04L 63/0272; H04L 63/083; H04L 63/105; H05K 7/20; H05K 7/20154

See application file for complete search history.

(56) **References Cited**

U.S. PATENT DOCUMENTS

D461,178 S * 8/2002 Solland D14/216
D621,391 S * 8/2010 Douglas D14/240
D667,007 S * 9/2012 Huang D14/240
D669,073 S * 10/2012 Wu D14/240
D743,943 S * 11/2015 Kim D14/218

D817,312 S * 5/2018 Lee D14/240
D819,632 S * 6/2018 Lin D14/358
D853,998 S * 7/2019 Hasegawa D14/242
D856,318 S * 8/2019 Ramones D14/242
D862,436 S * 10/2019 Ramones D14/242

FOREIGN PATENT DOCUMENTS

CN 305372394 * 10/2019

* cited by examiner

Primary Examiner — Bridget L Eland

(74) *Attorney, Agent, or Firm* — ScienBiziP, P.C.

(57) **CLAIM**

The ornamental design for a 4G router, as shown and described.

DESCRIPTION

FIG. 1 is a perspective view 1 of a 4G router showing our design.

FIG. 2 is a perspective view 2 of the 4G router.

FIG. 3 is a front elevational view thereof.

FIG. 4 is a rear elevational view thereof.

FIG. 5 is a left side elevational view thereof.

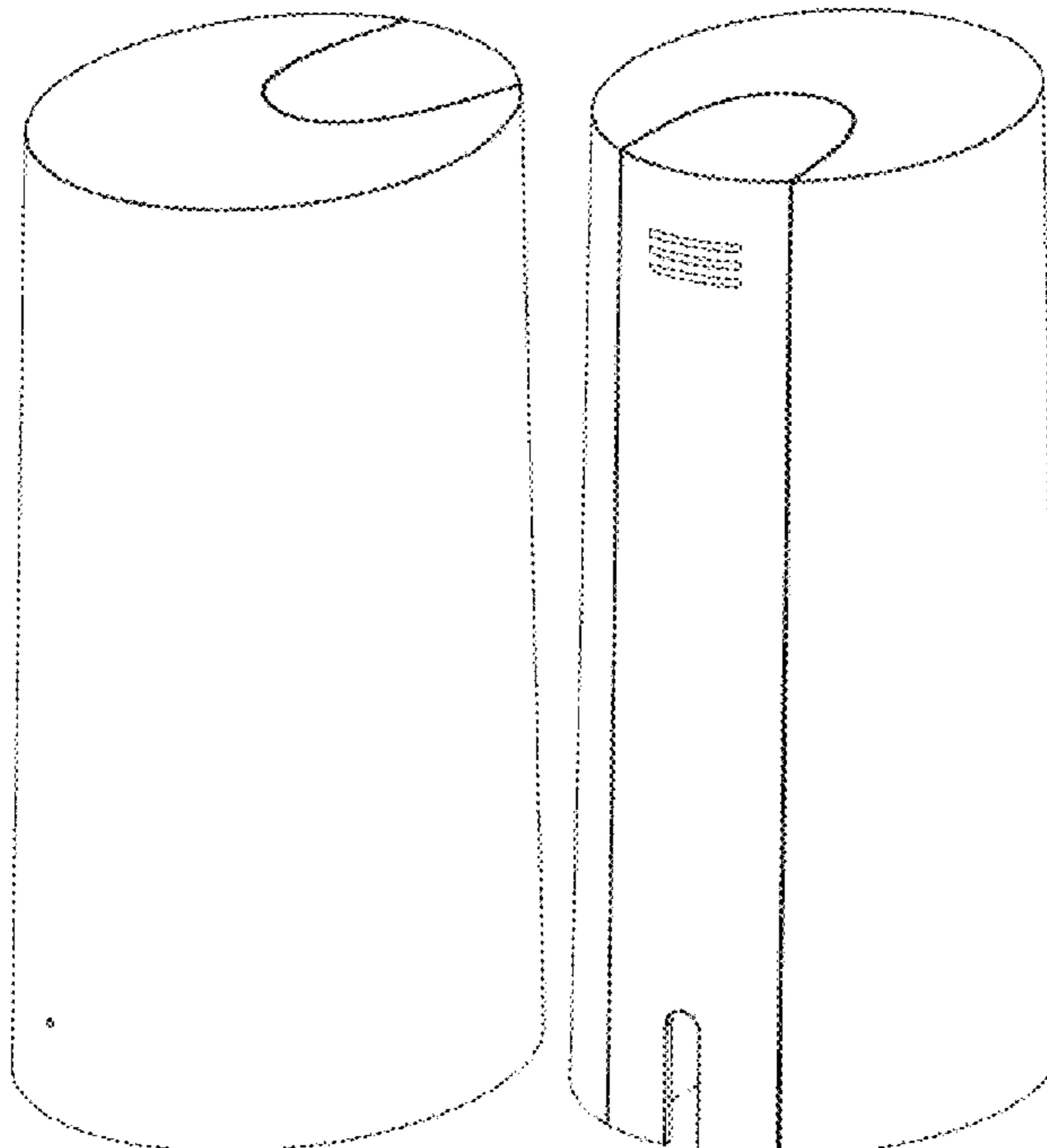
FIG. 6 is a right side elevational view thereof.

FIG. 7 is a top plan view thereof; and,

FIG. 8 is a bottom plan view thereof.

The broken lines immediately adjacent the shaded areas represent the bounds of the claimed design while all other broken lines are directed to environment and are for illustrative purposes only; the broken lines from no part of the claimed design.

1 Claim, 8 Drawing Sheets






FIG. 1




FIG. 2




FIG. 3




FIG. 4




FIG. 5




FIG. 6

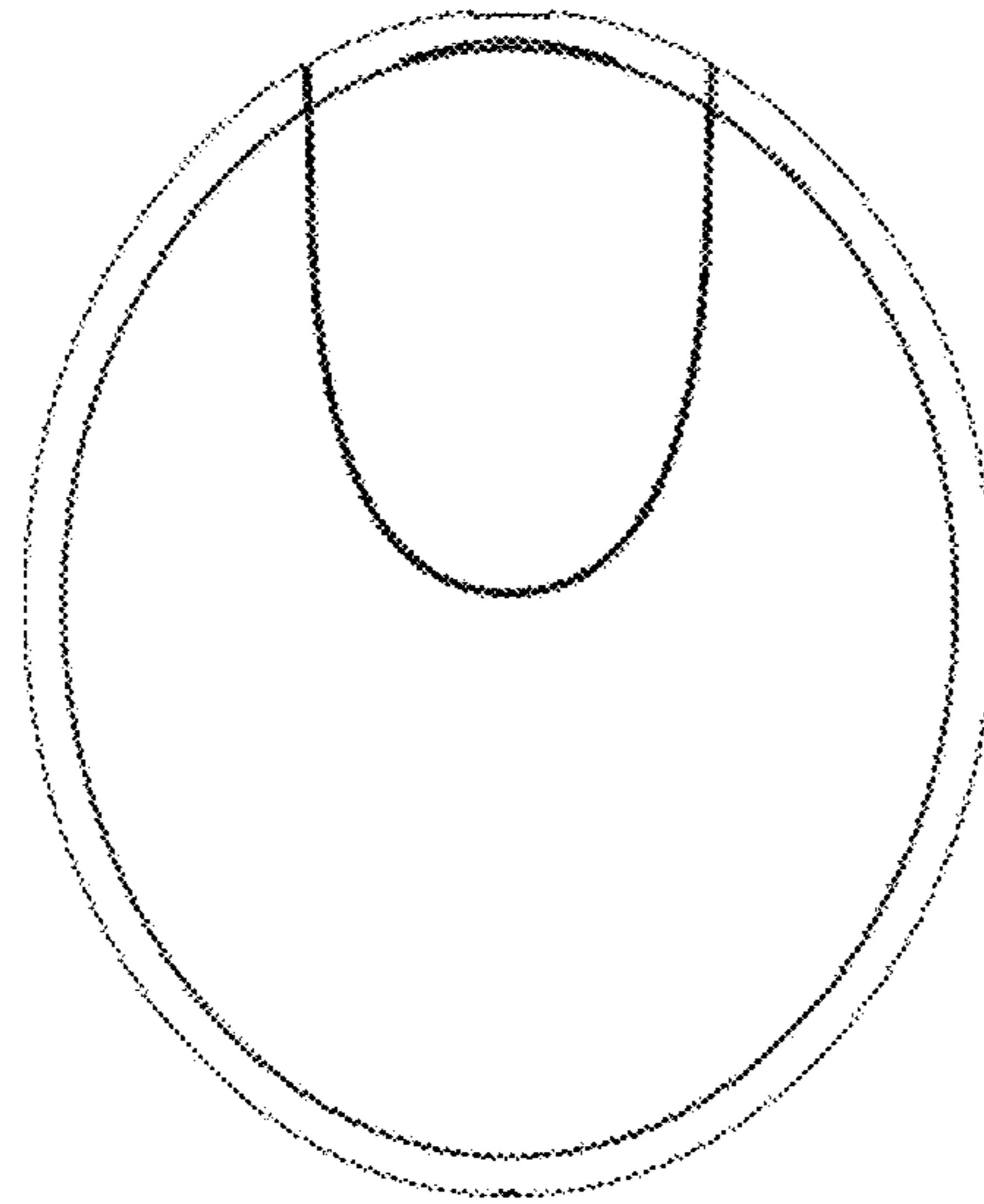


FIG. 7

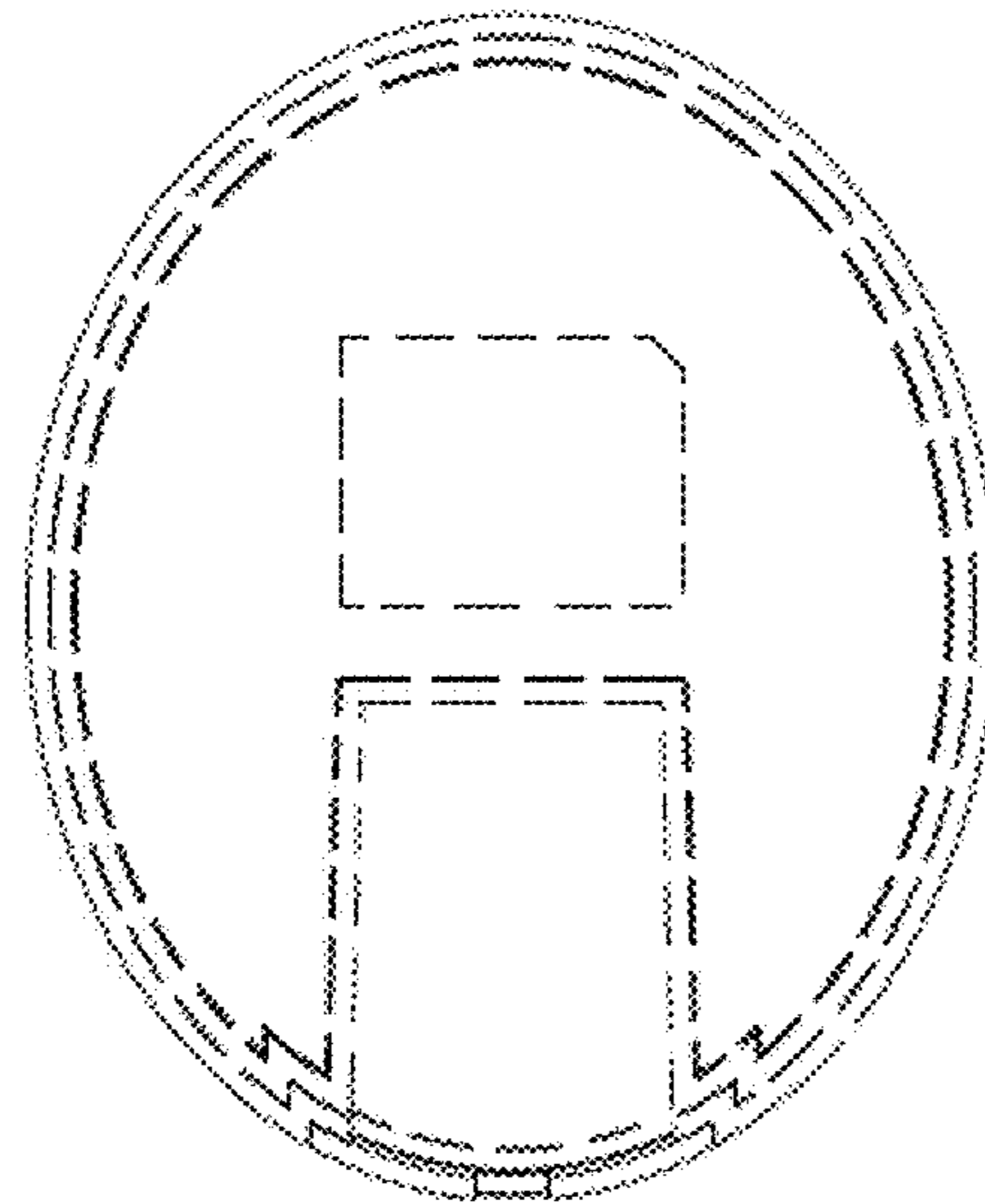


FIG. 8