



US00D894873S

(12) **United States Design Patent** (10) **Patent No.:** **US D894,873 S**  
**Gill et al.** (45) **Date of Patent:** **\*\* Sep. 1, 2020**

(54) **ELECTRONIC DEVICE**

(56) **References Cited**

(71) Applicant: **inMusic Brands, Inc.**, Cumberland, RI (US)

U.S. PATENT DOCUMENTS

(72) Inventors: **Daniel Gill**, Providence, RI (US);  **Jae Jun Park**, Lincoln, RI (US);  **John Alex Souppa**, Ashland, MA (US);  **John O'Donnell**, Fort Lauderdale, FL (US);  **Sheng-Chyan Sun**, Auburn, AL (US)

D619,576 S *	7/2010	Kawano	.....	D14/125
D643,410 S *	8/2011	Blyth	.....	D14/217
D690,683 S *	10/2013	Olswang	.....	D14/217
D715,266 S *	10/2014	Olswang	.....	D14/217
D769,226 S *	10/2016	Ito	.....	D14/217
D771,595 S *	11/2016	Medas	.....	D14/217
D772,200 S *	11/2016	Tschetter	.....	D14/217
D803,814 S *	11/2017	Harms	.....	D14/217
D809,484 S *	2/2018	Shi	.....	D14/217
D815,064 S *	4/2018	Garncarz	.....	D14/217
D827,611 S *	9/2018	Kuramoto	.....	D14/217
D843,988 S *	3/2019	Belingeri	.....	D14/238.1
D847,791 S *	5/2019	Jhun	.....	D14/217
D863,257 S *	10/2019	Garncarz	.....	D14/217
D866,522 S *	11/2019	Kobayashi	.....	D14/217
D870,077 S *	12/2019	Kobayashi	.....	D14/217

(73) Assignee: **INMUSIC BRANDS, INC.**, Cumberland, RI (US)

(\*\*) Term: **15 Years**

(21) Appl. No.: **29/677,773**

\* cited by examiner

(22) Filed: **Jan. 23, 2019**

*Primary Examiner* — Khawaja Anwar

(74) *Attorney, Agent, or Firm* — Burns & Levinson LLP

(51) **LOC (12) Cl.** ..... **14-03**

(52) **U.S. Cl.**  
USPC ..... **D14/217**

(57) **CLAIM**

(58) **Field of Classification Search**  
USPC ..... D14/217, 257, 258, 434, 496, 162, 167, D14/175, 188, 196-198  
CPC ..... G06F 1/1626; G06F 1/1688; G10H 1/46; G10H 1/0008; G10H 1/0025; G10H 3/186; G10H 2210/125; G10H 2240/131; G10H 2240/175; G10H 2250/035; G10L 19/008; G10L 19/167; H03G 3/00; H03G 3/04; H03G 3/3005; H03G 3/3089; H03G 5/00; H03G 5/005; H03G 5/025; H03G 9/18; G11B 19/02; G11B 20/10527; G11B 27/00; G11B 27/34; G11B 27/031; G11B 27/034; G11B 27/038; G11B 27/105; G11B 33/025; H04H 3/186; H04H 60/04; H04H 60/05; H04H 60/91; H04R 3/00; H04R 3/005; H04R 5/04; H04R 2205/021; H04R 2499/11

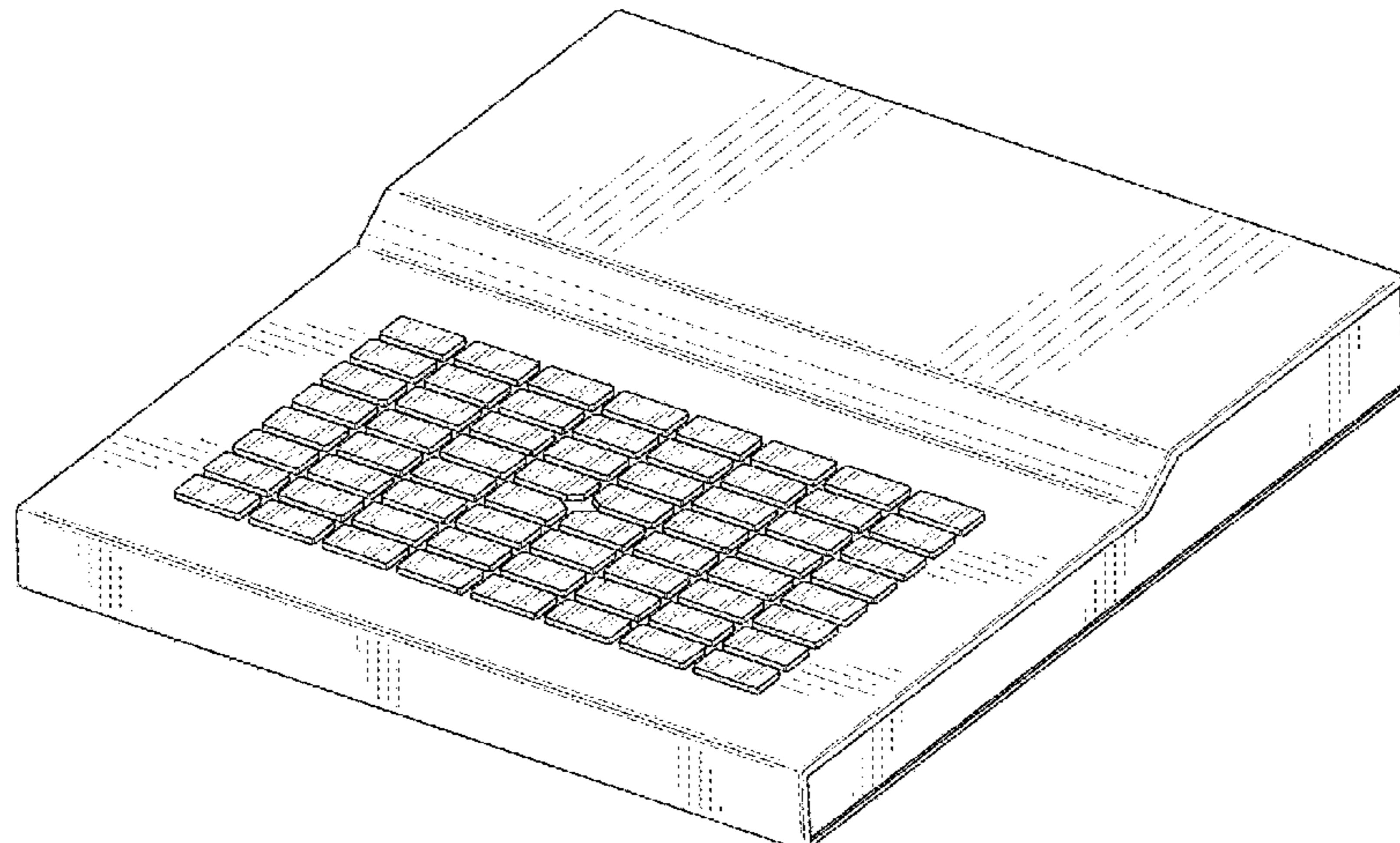
The ornamental design for an electronic device, as shown and described.

**DESCRIPTION**

FIG. 1 is a top, front, right perspective view of an electronic device, showing our new design;  
FIG. 2 is a bottom, rear, left perspective view thereof;  
FIG. 3 is a front elevation view thereof;  
FIG. 4 is a rear elevation view thereof;  
FIG. 5 is a left side elevation view thereof;  
FIG. 6 is a right side elevation view thereof;  
FIG. 7 is a top plan view thereof; and,  
FIG. 8 is a bottom plan view thereof.

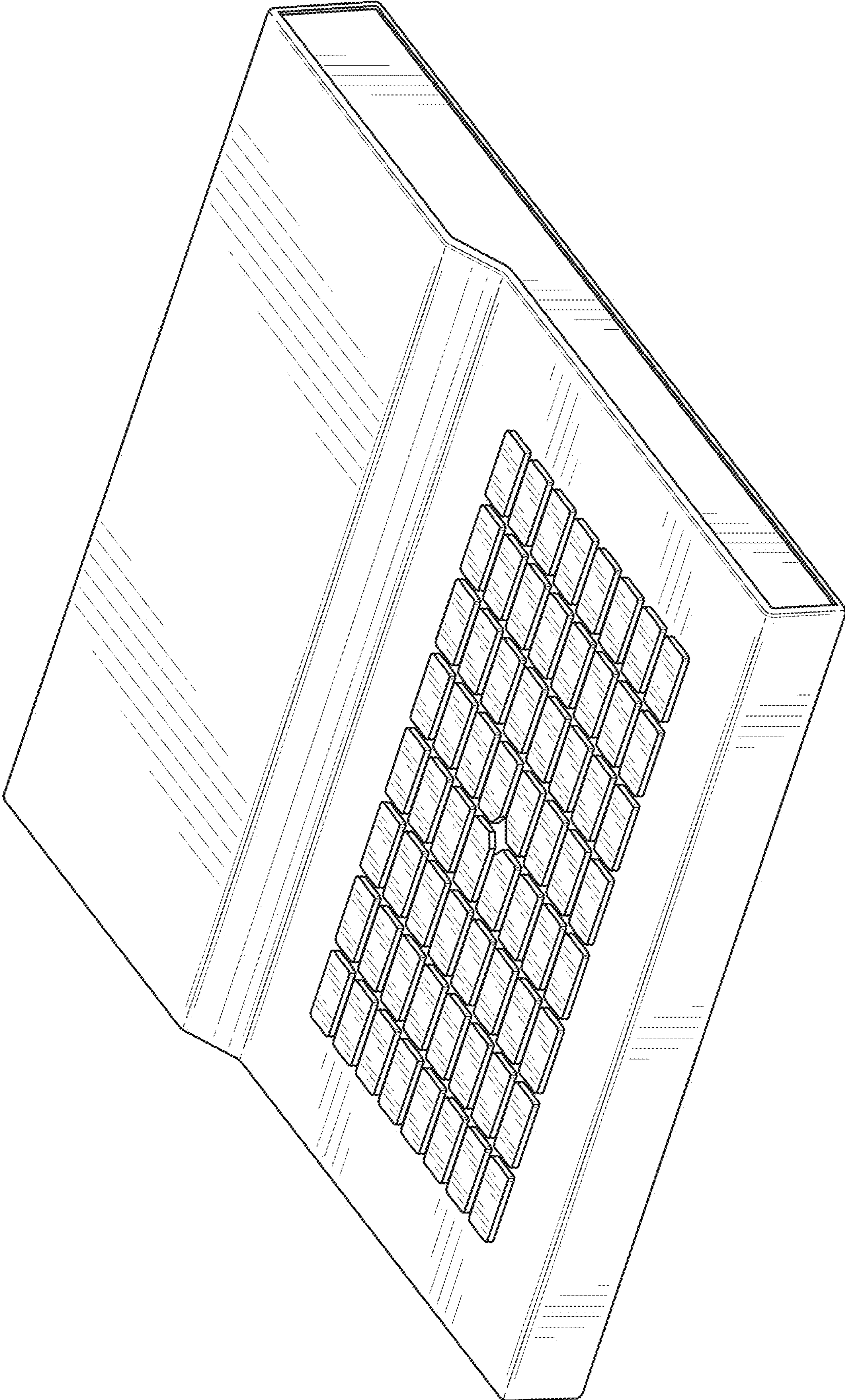
(Continued)

See application file for complete search history.



The broken lines of even length shown in the drawing illustrate portions of the electronic device that form no part of the claimed design.

**1 Claim, 8 Drawing Sheets**



**FIG. 1**



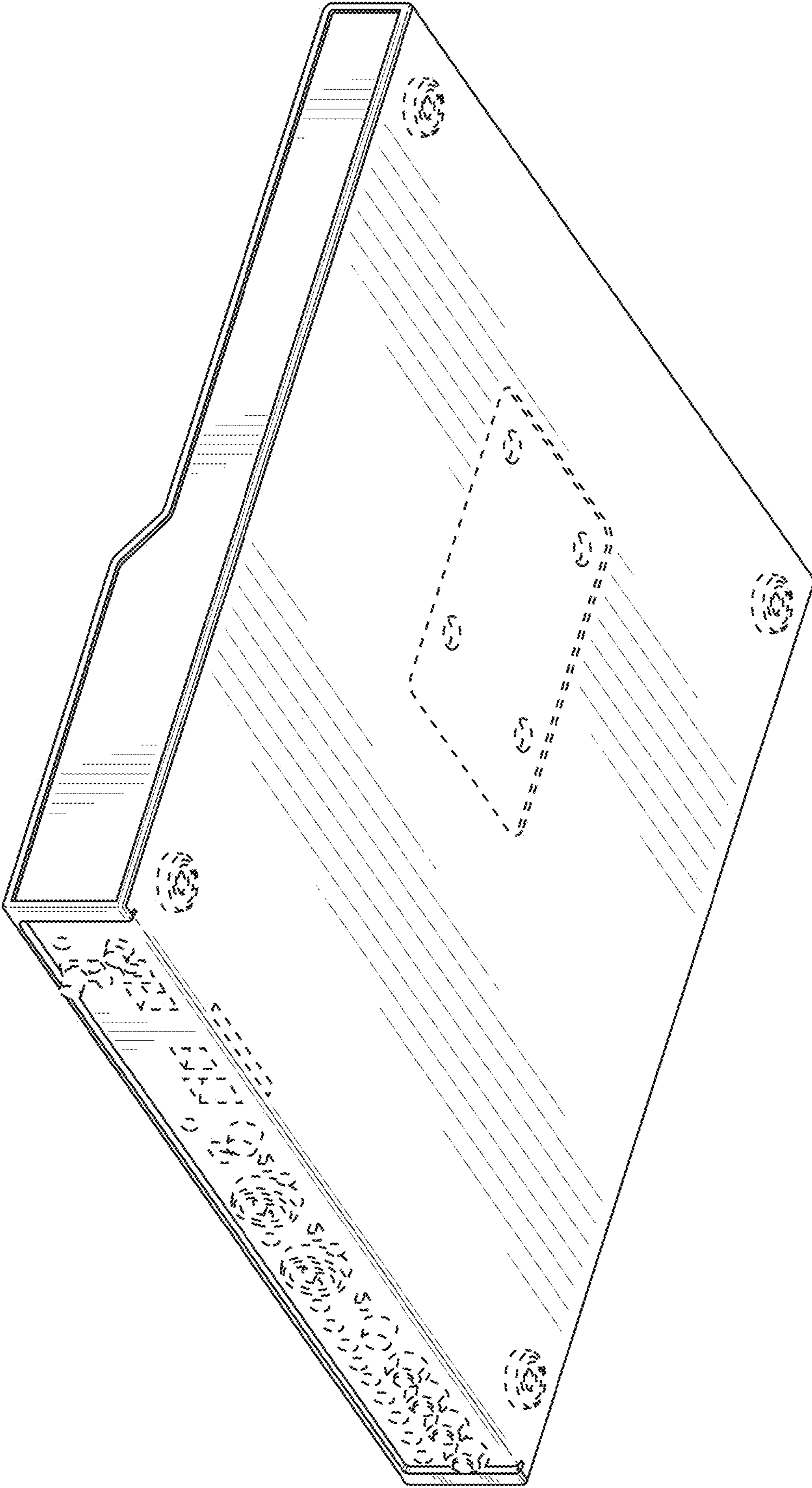


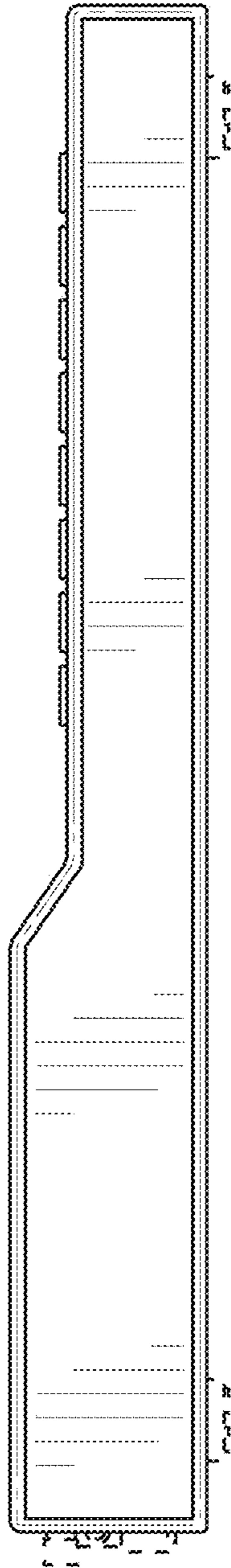


FIG. 2

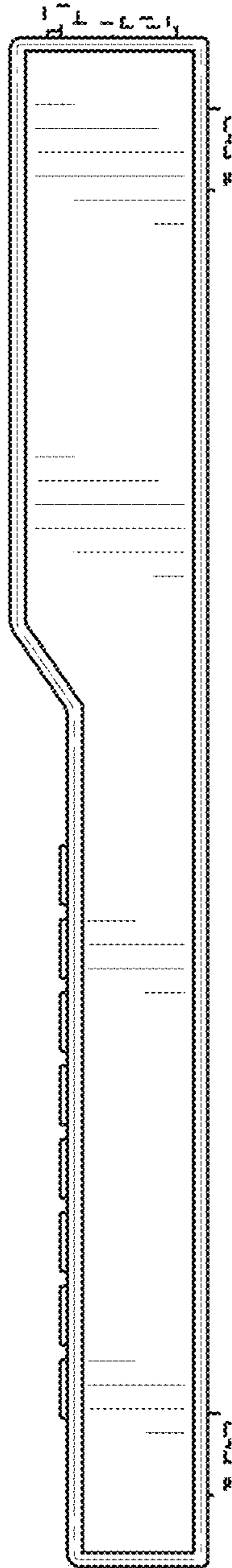


**FIG. 3**






**FIG. 5**



**FIG. 6**





**FIG. 7**

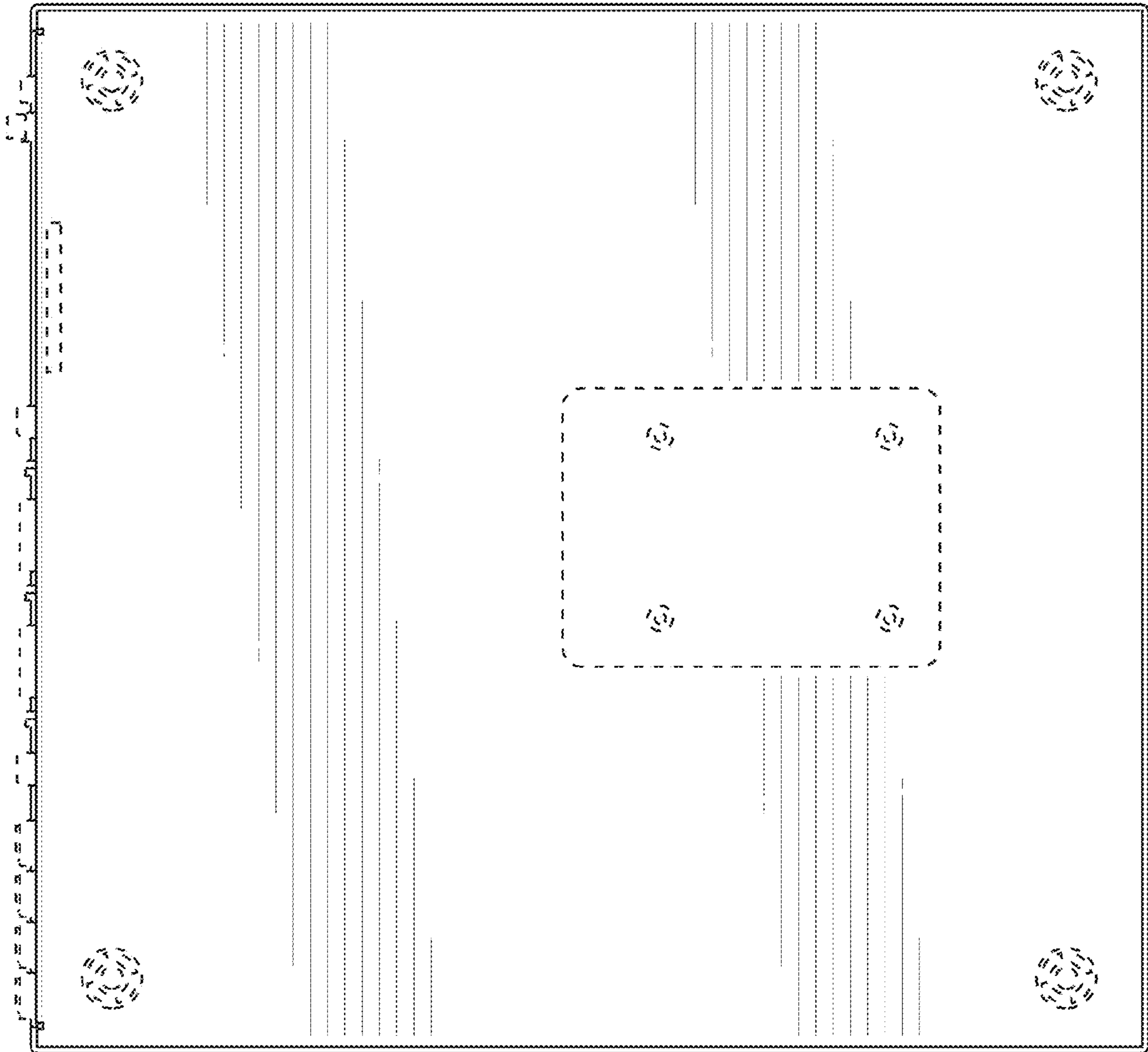


FIG. 8