



US00D894862S

(12) **United States Design Patent**
Chauhan

(10) **Patent No.:** **US D894,862 S**

(45) **Date of Patent:** **** Sep. 1, 2020**

(54) **COMMUNICATIONS EQUIPMENT**

(71) Applicant: **Meizhou Guo Wei Electronics Co., Ltd.**, Meizhou (CN)

(72) Inventor: **Tej Chauhan**, London (GB)

(73) Assignee: **MEIZHOU GUO WEI ELECTRONICS CO. LTD.**, Meizhou, Guangdong (CN)

(**) Term: **15 Years**

(21) Appl. No.: **29/682,458**

(22) Filed: **Mar. 5, 2019**

(30) **Foreign Application Priority Data**

Oct. 18, 2018 (EM) 005801693

(51) **LOC (12) Cl.** **14-03**

(52) **U.S. Cl.**
USPC **D14/147; D14/172**

(58) **Field of Classification Search**
USPC ... D14/140, 140.1, 140.7, 140.8, 141.2, 142, D14/144, 147, 148, 149, 150, 151, 158, D14/159, 188, 217, 240, 243, 247, 248, D14/251, 299, 329, 462, 467, 471, 130, D14/403, 338, 330, 155, 168, 496, 203.1, D14/204, 138 AA, 172; D21/517; D24/165

CPC H04M 1/00; H04M 1/003; H04M 1/02; H04M 1/0289; H04M 1/0297; H04M 1/0214; H04M 1/03; H04M 1/23; H04M 1/253; H04M 1/2535; H04M 7/006

See application file for complete search history.

(56) **References Cited**

U.S. PATENT DOCUMENTS

2,419,388 A * 4/1947 Lysell H04M 1/0202
379/370
2,910,538 A * 10/1959 Aleksa H04M 1/0202
379/370

D193,663 S * 9/1962 Hagelbarger D14/147
3,064,081 A * 11/1962 Tjeder H04M 1/02
379/171

D194,538 S * 2/1963 Brown D14/147
(Continued)

OTHER PUBLICATIONS

The Chicago Athenaeum—DEUCE—The Smart Speaker Phone 2018-2019. [online] 3 pgs. 2019. [retrieved Apr. 27, 2020] <https://www.chi-athenaeum.org/electronics-2019/2019/12/13/deuce-the-smart-speaker-phone-2018-2019/>.*

(Continued)

Primary Examiner — Marie D. Fast Horse

(74) *Attorney, Agent, or Firm* — Klein, O'Neill & Singh, LLP

(57) **CLAIM**

The ornamental design for a communications equipment, as shown and described.

DESCRIPTION

FIG. 1 is a perspective view, taken from the front, top, and left side, of a communications equipment, in accordance with my new design;

FIG. 2 is a side elevation view of the communications equipment shown in FIG. 1, taken from the right side of FIG. 1;

FIG. 3 is a side elevation view of the communications equipment shown in FIG. 1, taken from the left side of FIG. 1;

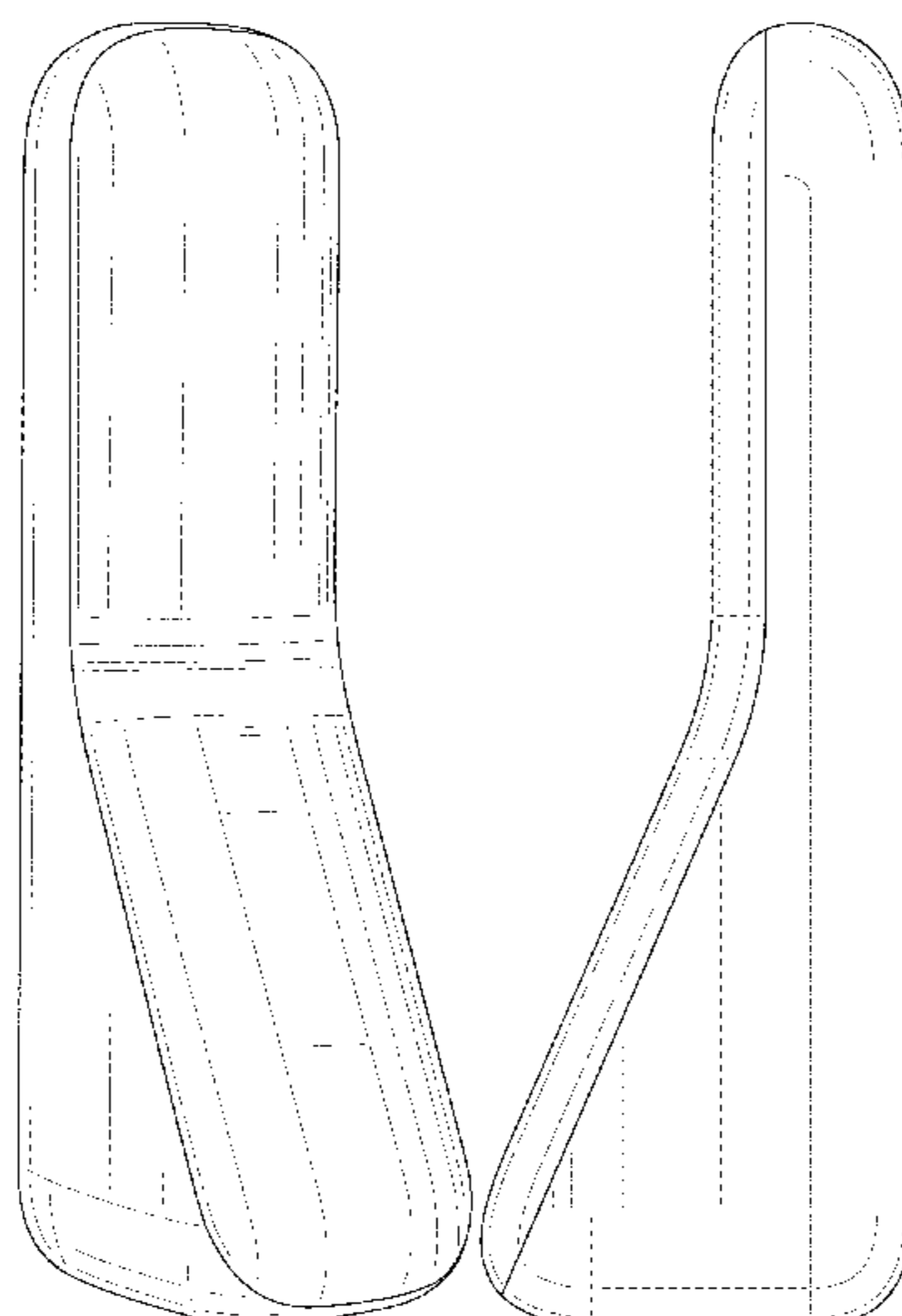
FIG. 4 is a front elevation view of the communications equipment shown in FIG. 1;

FIG. 5 is a rear elevation view of the communications equipment shown in FIG. 1;

FIG. 6 is a top plan view of the communications equipment shown in FIG. 1; and,

FIG. 7 is a bottom plan view of the communications equipment shown in FIG. 1.

1 Claim, 7 Drawing Sheets



(56)

References Cited

U.S. PATENT DOCUMENTS

D195,086 S * 4/1963 Mattke D14/147
 D196,653 S * 10/1963 Mattke D14/147
 D205,140 S * 6/1966 Dreyfuss et al. D14/144
 D210,668 S * 4/1968 Janda D14/248
 D211,362 S * 6/1968 Janda D14/147
 3,426,160 A * 2/1969 Ring H04M 1/02
 379/432
 3,659,050 A * 4/1972 Carlsson H04M 1/0202
 379/420.03
 D226,199 S * 1/1973 Berger D14/147
 D234,850 S * 4/1975 Tyson et al. D14/147
 D243,024 S * 1/1977 Pablik D14/137
 D244,141 S * 4/1977 Bliven D14/248
 D244,142 S * 4/1977 Bliven D14/248
 D244,145 S * 4/1977 Bliven D14/248
 D244,206 S * 5/1977 Klepa D14/248
 D244,207 S * 5/1977 Bliven D14/248
 D244,208 S * 5/1977 Bliven D14/147
 D244,209 S * 5/1977 Bliven D14/248
 D244,210 S * 5/1977 Bliven D14/248
 D244,211 S * 5/1977 Bliven D14/248
 D244,389 S * 5/1977 Klepa D14/248
 D251,005 S * 2/1979 Breger D14/147
 D255,681 S * 7/1980 Read D14/147
 D256,691 S * 9/1980 Camenzind 14/57
 D257,350 S * 10/1980 Janda 379/432
 D266,561 S * 10/1982 Bee D14/248
 D274,245 S * 6/1984 Coons D14/147
 D279,373 S * 6/1985 Marshall D14/147
 D282,658 S * 2/1986 Abrams 379/440
 D284,663 S * 7/1986 Edwards D14/138 AA
 D284,759 S * 7/1986 Nagele D14/138 AA
 D285,439 S * 9/1986 Nagele D13/110
 D289,044 S * 3/1987 Watanabe D14/138 AA

D290,118 S * 6/1987 Kaufman D14/147
 D291,888 S * 9/1987 Fong D10/106.1
 D292,922 S * 11/1987 Grambush D14/138 AA
 D299,135 S * 12/1988 Rhodes D14/248
 D299,648 S * 1/1989 Yoshiharu 379/433.01
 D302,012 S * 7/1989 Wang D14/147
 D312,256 S * 11/1990 Blomberg D14/147
 D315,346 S * 3/1991 Nagele D14/138 AA
 D316,090 S * 4/1991 Holloway D14/143
 D320,169 S * 9/1991 Bigliardi D10/81
 D347,220 S * 5/1994 Katoh D14/138 AA
 D348,665 S * 7/1994 Nagele D14/138 AA
 D355,911 S * 2/1995 Nakayama D14/148
 D356,065 S * 3/1995 Alexandres D13/103
 D372,919 S * 8/1996 Nagele D14/248
 D384,063 S * 9/1997 Solomita D14/147
 D486,483 S * 2/2004 Bloomberg D14/138 R
 D577,710 S * 9/2008 Joseph D14/204
 D653,247 S * 1/2012 Jones D14/248
 D667,812 S * 9/2012 Sutton D14/204
 D762,613 S * 8/2016 Garneau D14/172
 D830,346 S * 10/2018 Chen D14/225
 D836,081 S * 12/2018 Liu D14/204
 D856,963 S * 8/2019 Pineau D14/204
 D857,647 S * 8/2019 Pietschmann D14/204
 D864,890 S * 10/2019 Henning D14/172
 D866,505 S * 11/2019 Pavelic D14/204

OTHER PUBLICATIONS

Communications equipment.(Design—© Questel) orbit.com. [online
 PDF] 27 pgs. Print Dates Oct. 22, 2018. [retrieved Apr. 27, 2020]
[https://www.orbit.com/export/QPTUJ214/pdf2/7214a0f4-aedb-4597-
 b4a4-ae43097719d6-181238.pdf](https://www.orbit.com/export/QPTUJ214/pdf2/7214a0f4-aedb-4597-b4a4-ae43097719d6-181238.pdf).*

* cited by examiner

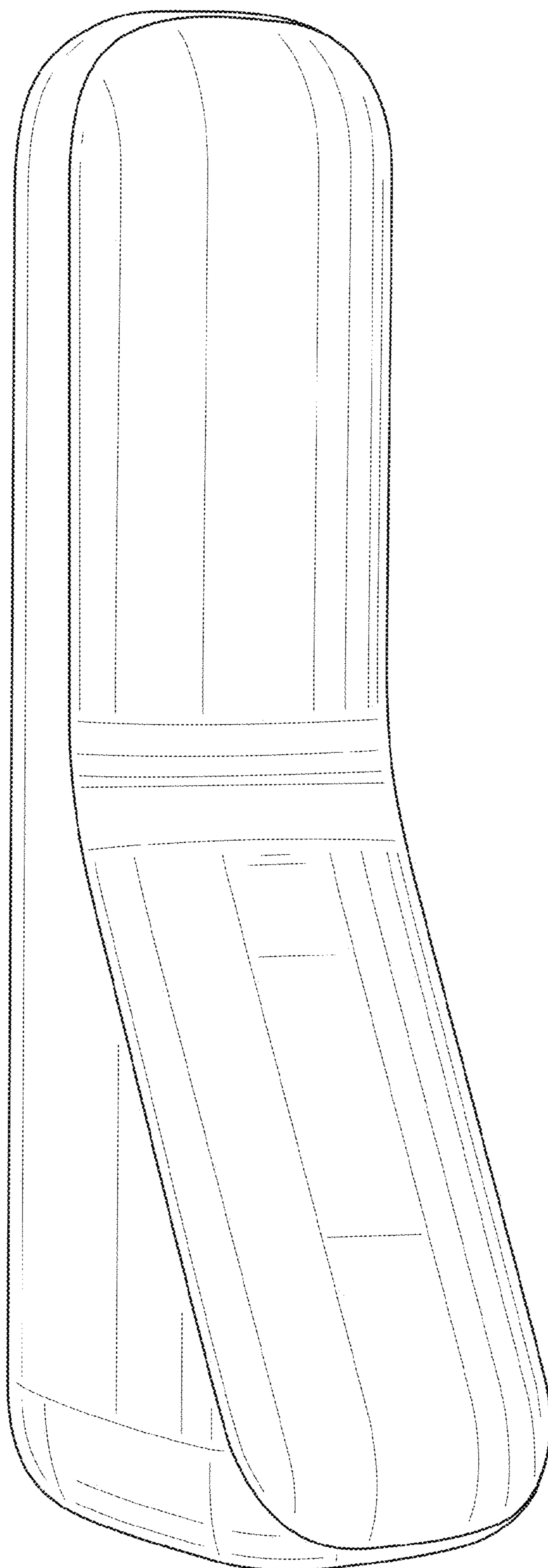


FIG. 1

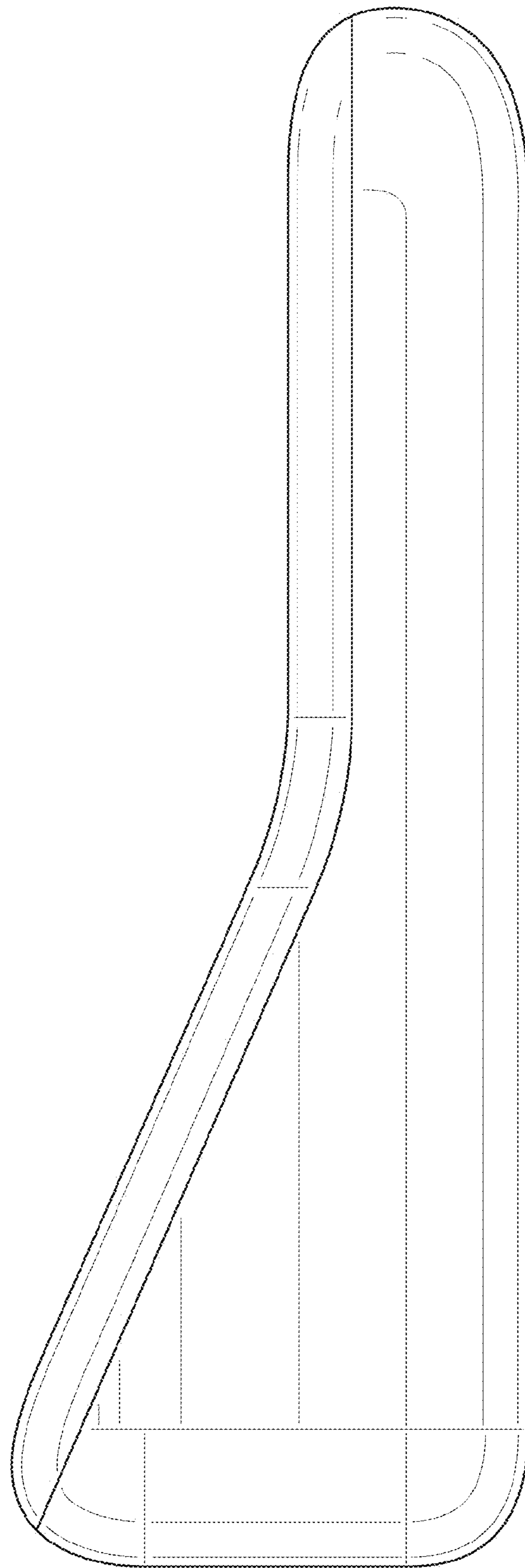


FIG. 2

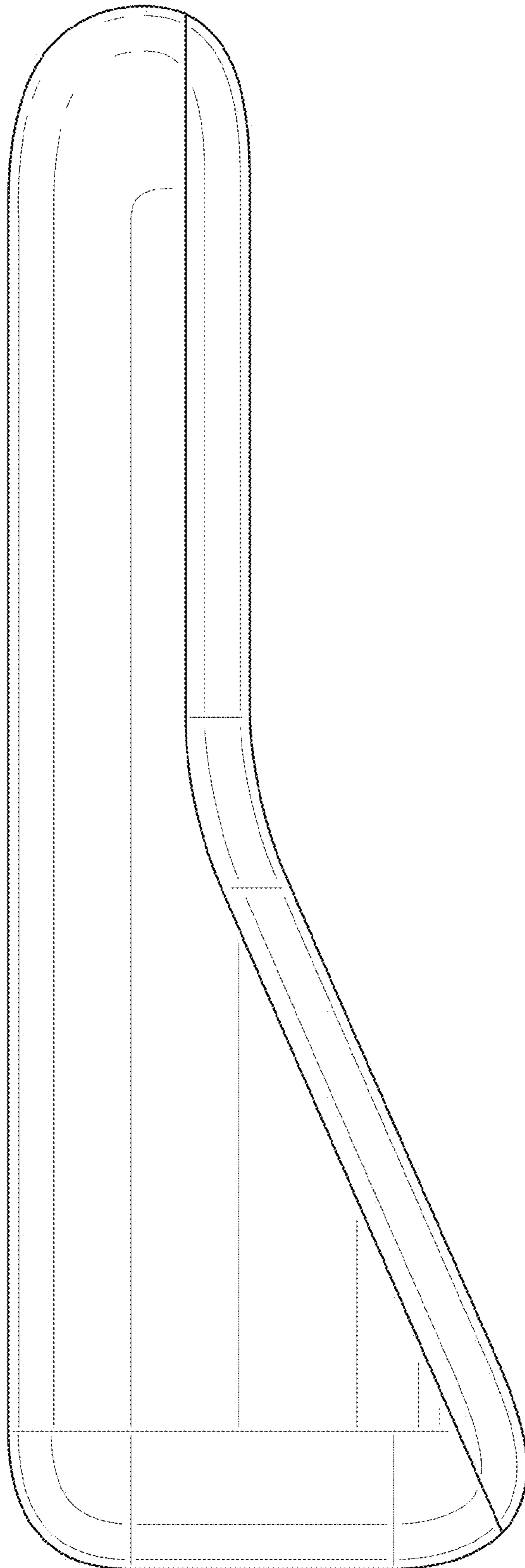


FIG. 3




FIG. 4




FIG. 5

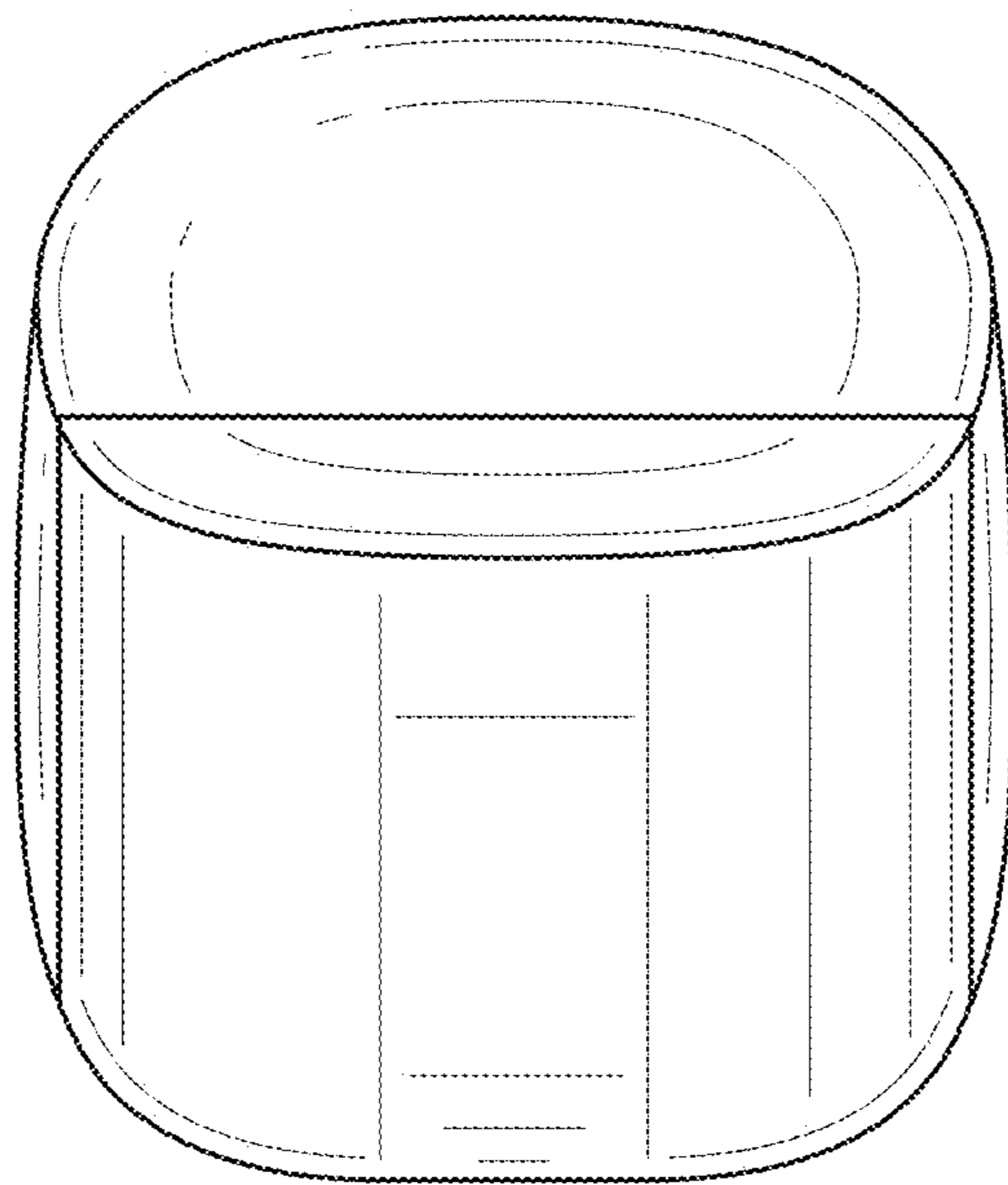


FIG. 6

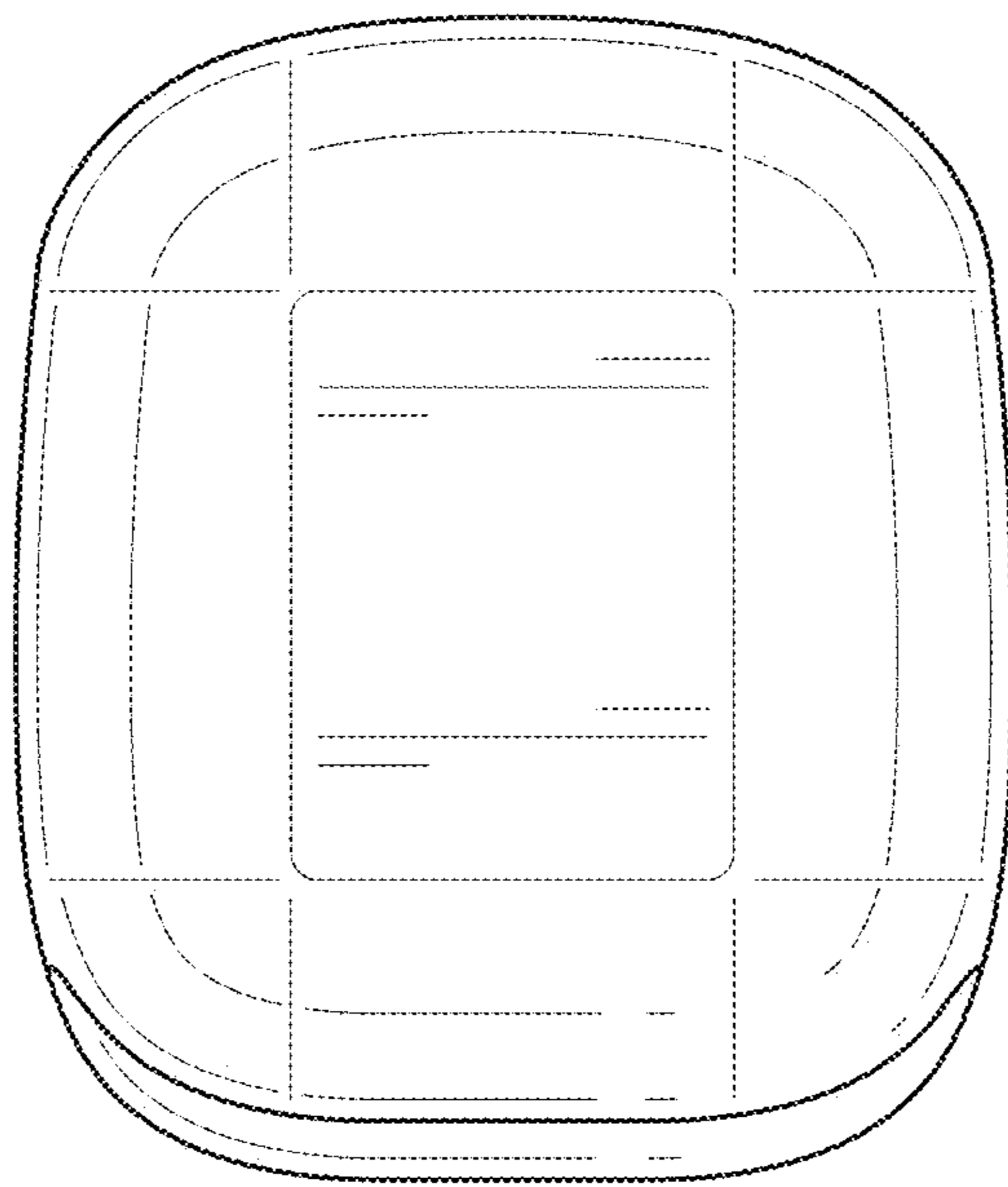


FIG. 7