

US00D894854S

(12) **United States Design Patent** (10) **Patent No.:** **US D894,854 S**
Sutton (45) **Date of Patent:** **** Sep. 1, 2020**

(54) **DOOR ENCLOSURE** 7,508,683 B1 * 3/2009 Jochym H05K 9/0062
 361/816
 (71) Applicant: **Adelle Sutton**, Navarre, FL (US) D611,615 S * 3/2010 Therrien D25/48.8
 D684,128 S * 6/2013 Krietzman D13/184
 (72) Inventor: **Adelle Sutton**, Navarre, FL (US) D764,072 S * 8/2016 Deaderick D25/48.8
 D820,997 S * 6/2018 Howard D25/48.2
 (**) Term: **15 Years** 2008/0237559 A1 * 10/2008 Marchio E06B 11/021
 256/32
 (21) Appl. No.: **29/676,228** 2010/0269450 A1 * 10/2010 Thielmann E06B 3/72
 52/784.15

(22) Filed: **Jan. 9, 2019**
 (51) **LOC (12) Cl.** **13-03**
 (52) **U.S. Cl.**
 USPC **D13/184; D25/48.3**
 (58) **Field of Classification Search**
 USPC D14/441, 446; D25/48.8, 48.3, 58, 53;
 D13/184
 CPC E06B 3/24; E06B 1/04; E06B 1/56
 See application file for complete search history.

* cited by examiner

Primary Examiner — Keli L Hill
Assistant Examiner — Harold E Blackwell, II
 (74) *Attorney, Agent, or Firm* — Dunlap Bennett & Ludwig, PLLC; Brendan E. Squire

(56) **References Cited**

U.S. PATENT DOCUMENTS

1,060,456 A * 4/1913 Hockett E06B 9/52
 160/371
 D203,583 S * 2/1966 Dickson D25/58
 D360,472 S * 7/1995 Cooper D25/48.8
 D389,921 S * 1/1998 Lee D25/48.8
 D392,048 S * 3/1998 Lee D25/48.3
 D392,049 S * 3/1998 Lee D25/48.8
 D399,976 S * 10/1998 Lee D25/48.8
 D418,608 S * 1/2000 Witte D25/48.3
 6,161,334 A * 12/2000 Goodin A01K 1/035
 49/125
 D454,881 S * 3/2002 Daniels D14/446
 6,401,428 B1 * 6/2002 Glover E06B 3/24
 52/786.1
 D473,659 S * 4/2003 Martin D25/48.8

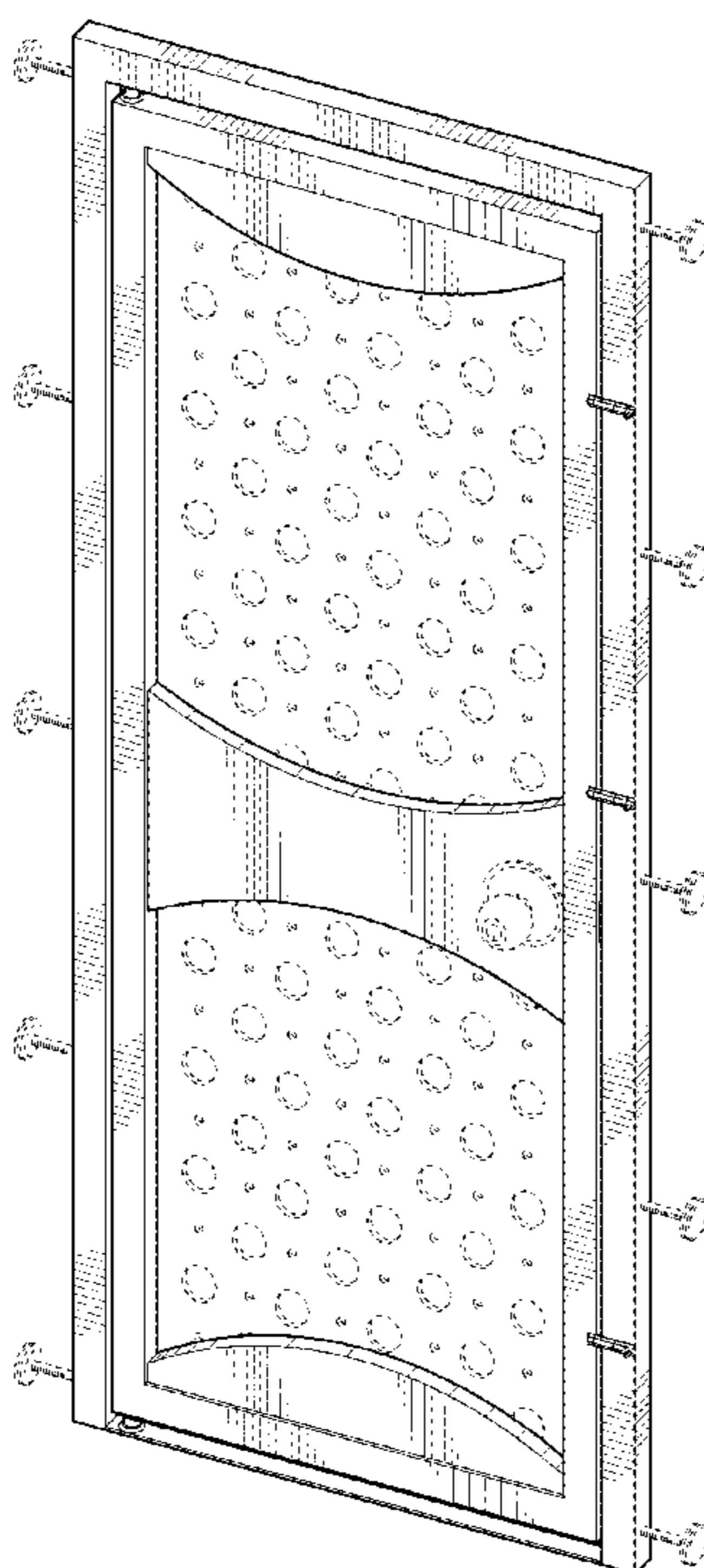
(57) **CLAIM**

The ornamental design for a door enclosure, as shown and described.

DESCRIPTION

FIG. 1 is a front perspective view of the door enclosure showing my new design;
 FIG. 2 is a bottom plan view thereof;
 FIG. 3 is a top plan view thereof;
 FIG. 4 is a left side elevation view thereof;
 FIG. 5 is a front planar view thereof;
 FIG. 6 is a right side elevation view thereof; and,
 FIG. 7 is a rear elevation view thereof.
 The broken lines shown in the drawings illustrate portions of the door enclosure that form no part of the claimed design.

1 Claim, 3 Drawing Sheets



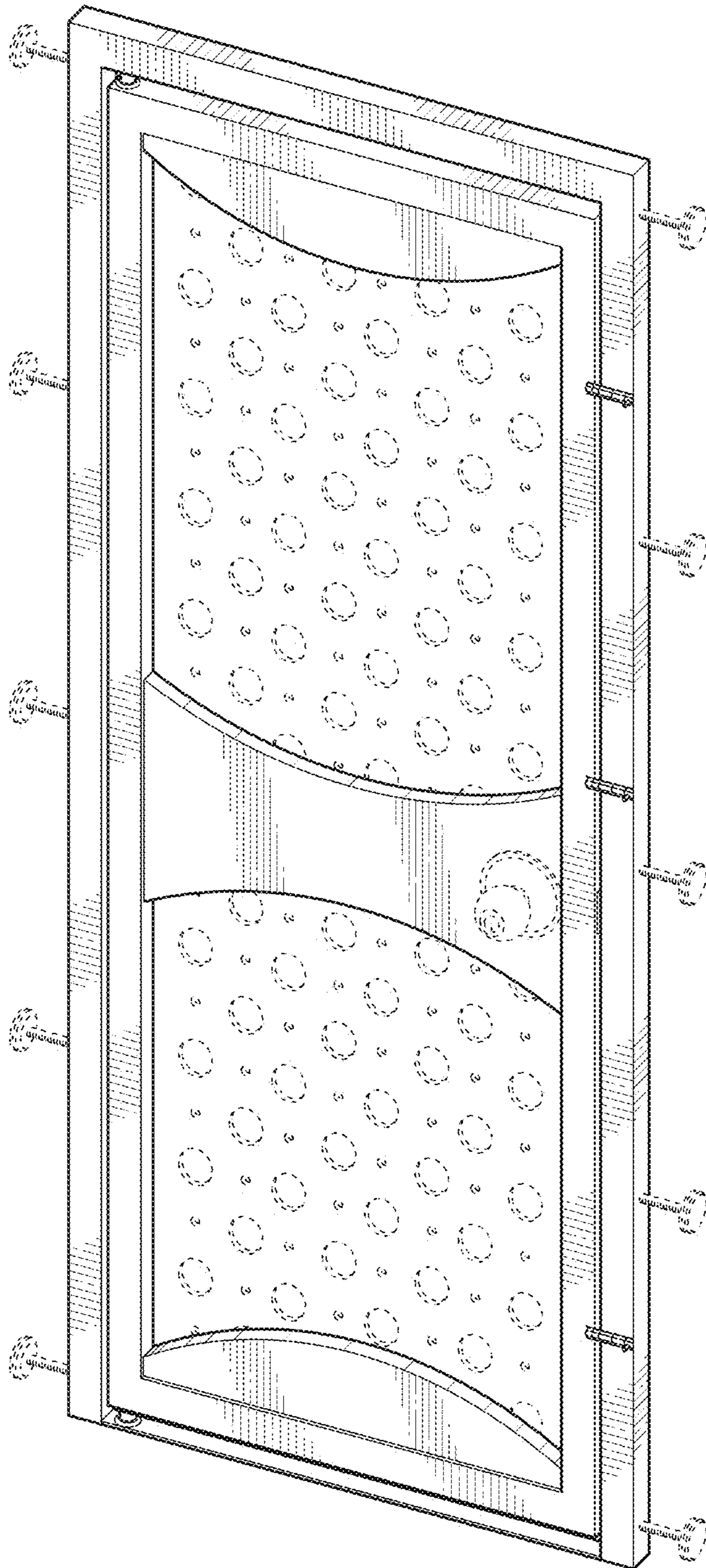


FIG. 1

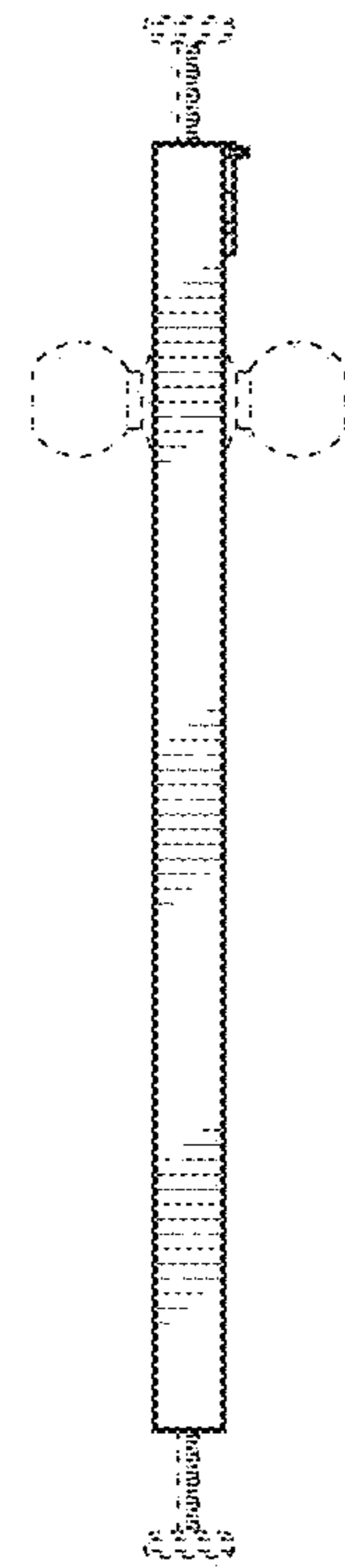


FIG. 2

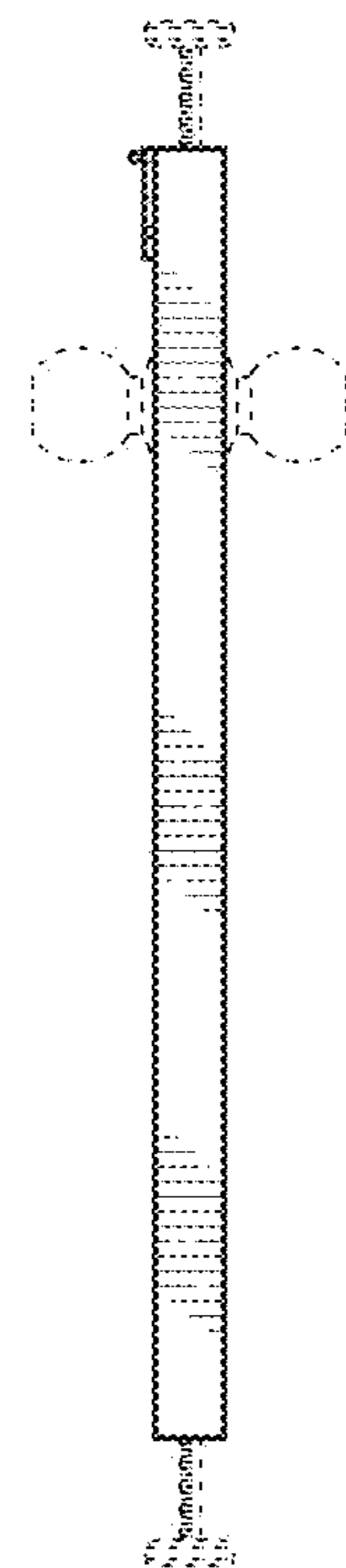


FIG. 3

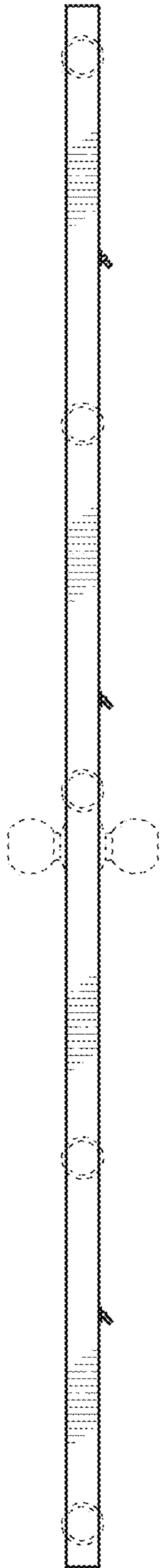


FIG. 4

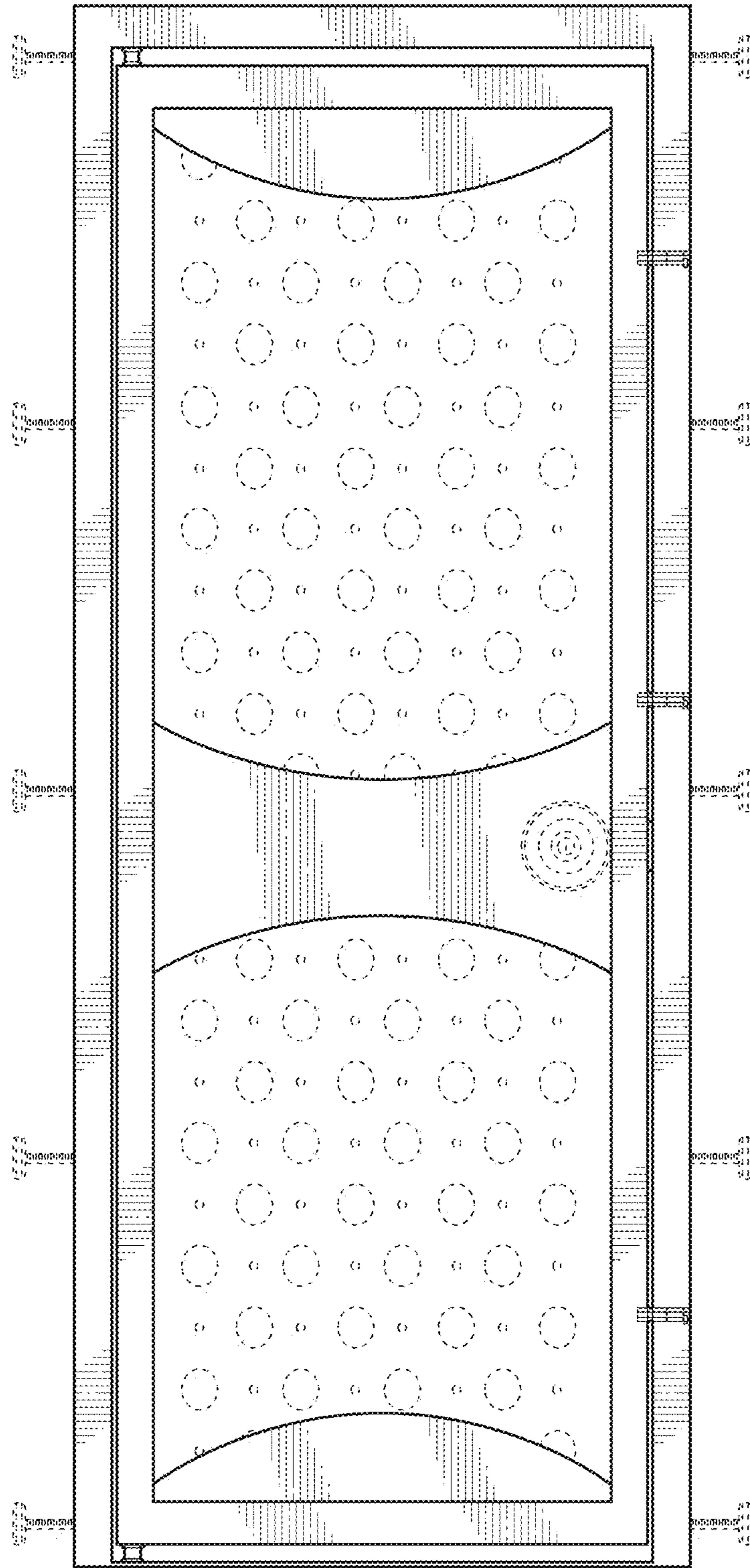


FIG. 5

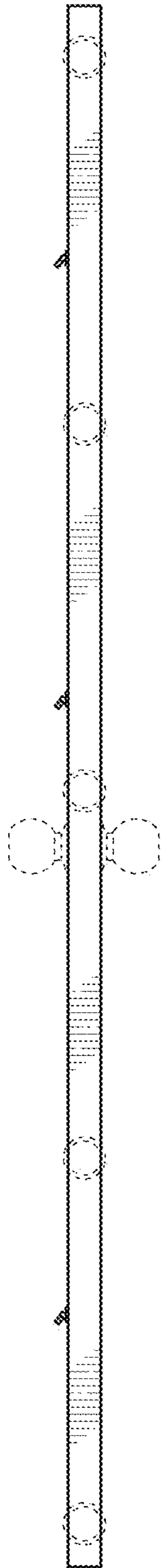


FIG. 6

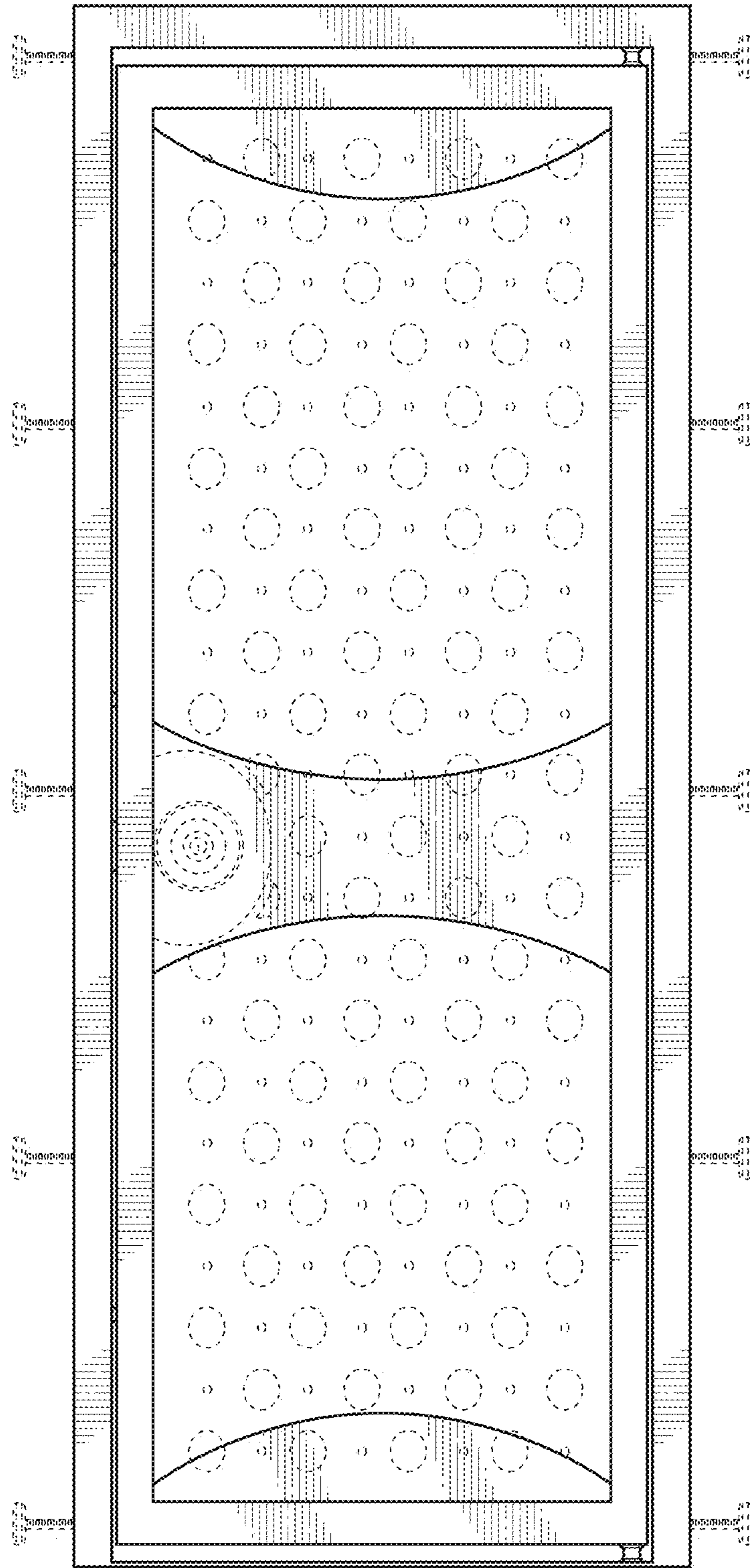


FIG. 7