



US00D894847S

(12) **United States Design Patent** (10) **Patent No.:** **US D894,847 S**
Boffelli et al. (45) **Date of Patent:** **** *Sep. 1, 2020**

(54) **COVER PLATE FOR SWITCHES**
(71) Applicant: **ABB Schweiz AG**, Baden (CH)
(72) Inventors: **Carlo Boffelli**, Dalmine (IT); **Andrea Bianco**, Sesto San Giovanni (IT)
(73) Assignee: **ABB Schweiz AG**, Baden (CH)
(*) Notice: This patent is subject to a terminal disclaimer.
(**) Term: **15 Years**

2007/0252667 A1* 11/2007 Zhou H01H 3/227
335/16
2008/0296138 A1* 12/2008 Chen H01H 71/44
200/400
2009/0009933 A1* 1/2009 Rambo H02B 11/133
361/606
2009/0200270 A1* 8/2009 Chen H01H 33/6606
218/119
2011/0155697 A1* 6/2011 Lee H01H 33/022
218/140
2012/0320487 A1* 12/2012 Cortinovia H01H 33/666
361/115
2014/0138357 A1* 5/2014 Kasza H01H 11/00
218/134

(Continued)

(21) Appl. No.: **29/675,300**
(22) Filed: **Dec. 31, 2018**
(30) **Foreign Application Priority Data**
Jul. 2, 2018 (EM) 005347002
(51) **LOC (12) Cl.** **13-03**
(52) **U.S. Cl.**
USPC **D13/178**
(58) **Field of Classification Search**
USPC D13/158, 162, 177, 178
CPC H01H 3/38; H01H 3/46; H01H 9/0207;
H01H 9/30; H01H 9/542; H01H 9/56;
H01H 85/25; H01H 33/04; H01H 33/666;
H01H 33/6662; H02B 11/133; H02B
11/167
See application file for complete search history.

Primary Examiner — Selina Sikder
(74) *Attorney, Agent, or Firm* — Taft Stettinius & Hollister LLP; J. Bruce Schelkopf

(57) **CLAIM**

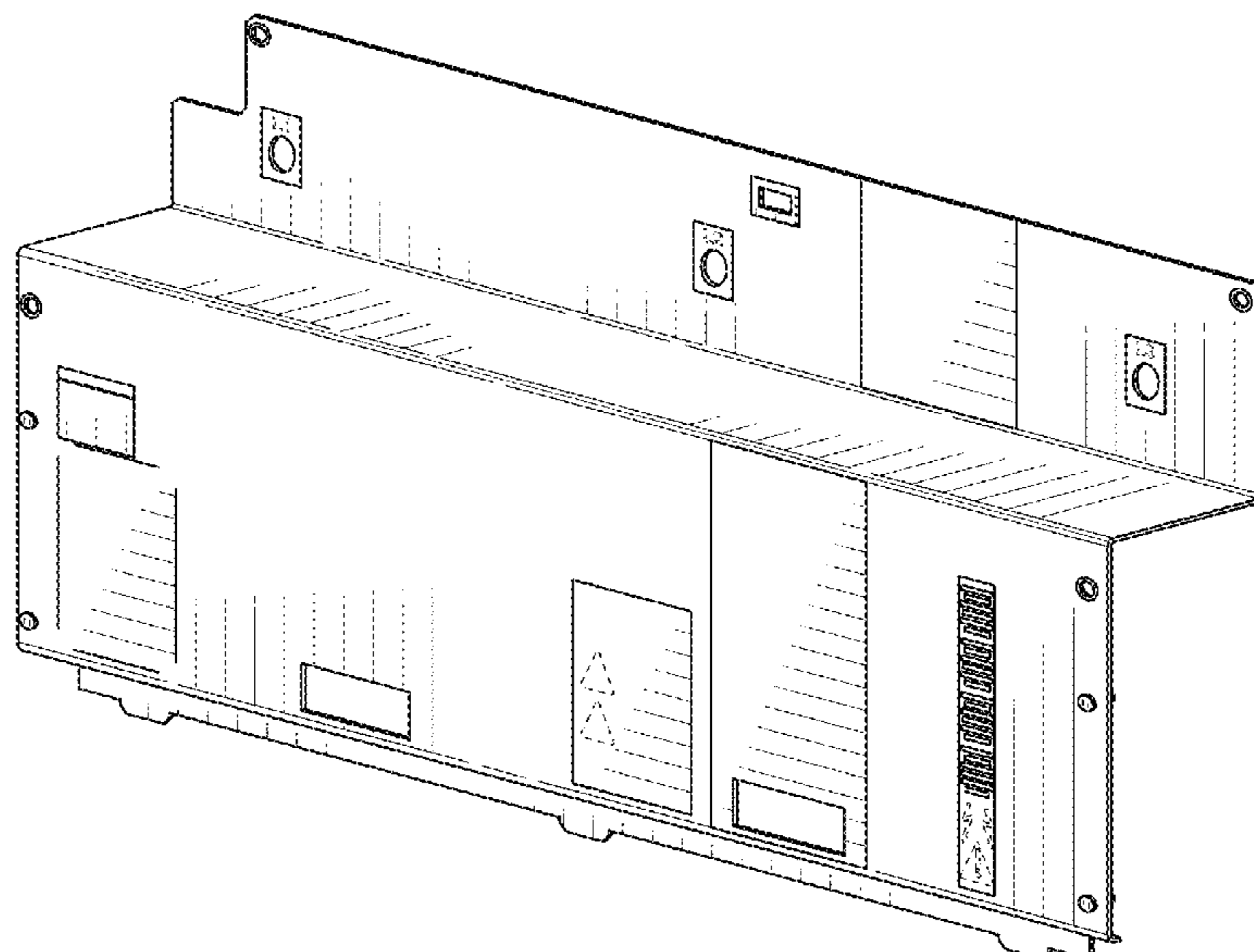
The ornamental design for a cover plate for switches, as shown and described.

DESCRIPTION

FIG. 1 illustrates a front side perspective view of a cover plate for switches.
FIG. 2 illustrates a front side view of the cover plate for switches shown in FIG. 1.
FIG. 3 illustrates a right side perspective view of the cover plate for switches shown in FIG. 1.
FIG. 4 illustrates a top side perspective view of the cover plate for switches shown in FIG. 1.
FIG. 5 illustrates a rear side view of the cover plate for switches shown in FIG. 1; and,
FIG. 6 illustrates a side view of the cover plate for switches shown in FIG. 1, the opposite side being a mirror image.
The broken lines shown in the figures are for the purpose of illustrating portions of the cover plate for switches that form no part of the claimed design.

(56) **References Cited**
U.S. PATENT DOCUMENTS
D589,002 S * 3/2009 Magoni D13/160
D777,116 S * 1/2017 Boffelli D13/158
9,779,891 B1 * 10/2017 Ashtekar H02B 11/10
D812,018 S * 3/2018 Boffelli D13/158
D837,751 S * 1/2019 Boffelli D13/177
D864,129 S * 10/2019 McCarthy D13/177

1 Claim, 5 Drawing Sheets



(56)

References Cited

U.S. PATENT DOCUMENTS

2015/0101913 A1* 4/2015 Benke B62B 3/008
200/50.23
2015/0114807 A1* 4/2015 Benke H02B 11/167
200/50.23
2015/0262767 A1* 9/2015 Benke H01H 71/12
200/50.27
2015/0332883 A1* 11/2015 Benke H01H 71/125
335/9
2016/0099552 A1* 4/2016 Sims E05B 65/46
361/609
2016/0141117 A1* 5/2016 Ashtekar H01H 1/0015
2016/0203924 A1* 7/2016 Bianco H01H 9/56
307/127
2016/0301196 A1* 10/2016 Hanna H02B 11/127
2017/0179692 A1* 6/2017 Farina H01H 3/161
2018/0151309 A1* 5/2018 Huang H01H 3/227
2018/0218851 A1* 8/2018 Bianco H05K 1/028
2018/0350538 A1* 12/2018 Delpozso H01H 33/66207
2018/0358791 A1* 12/2018 Robinson H01H 71/0264

* cited by examiner

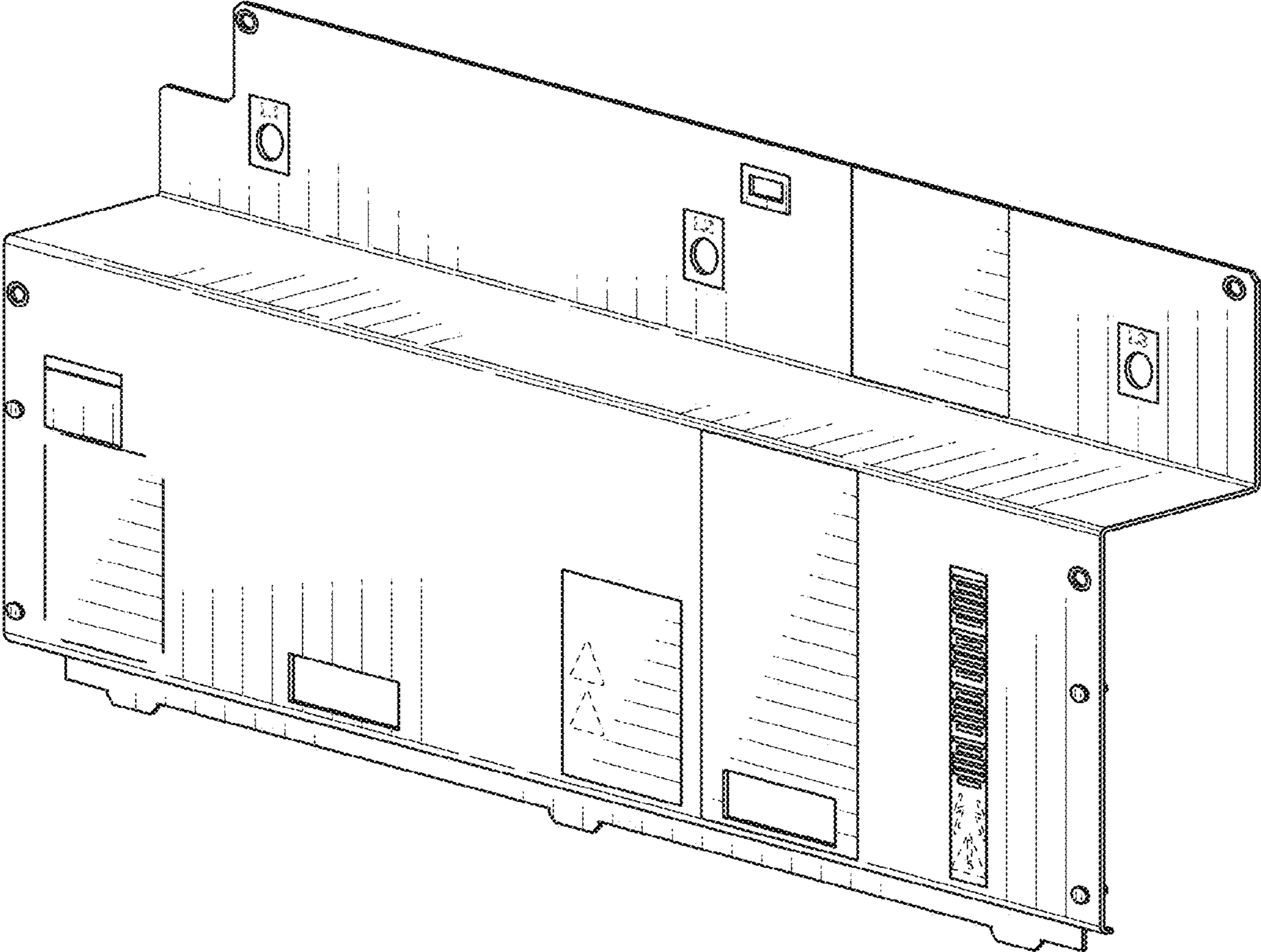


FIG. 1

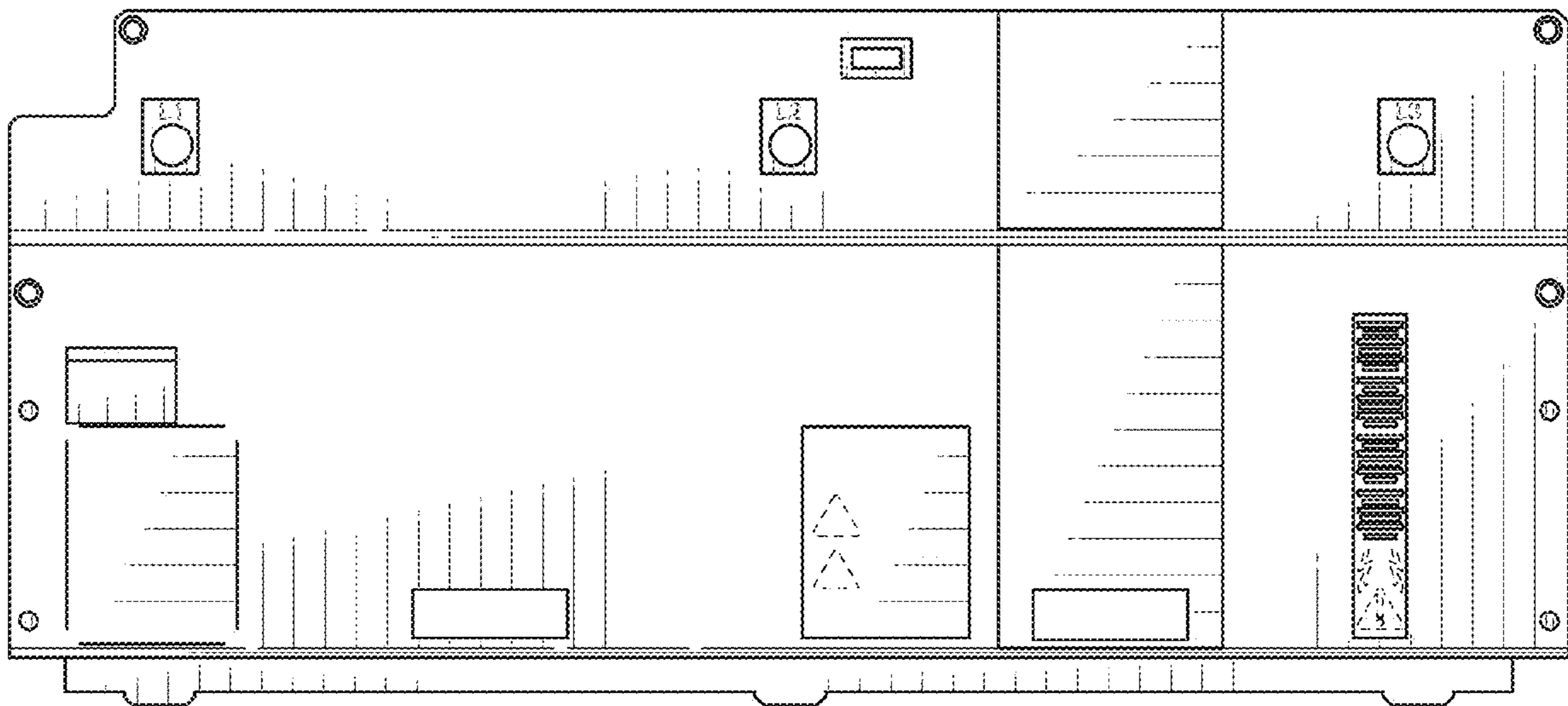


FIG. 2

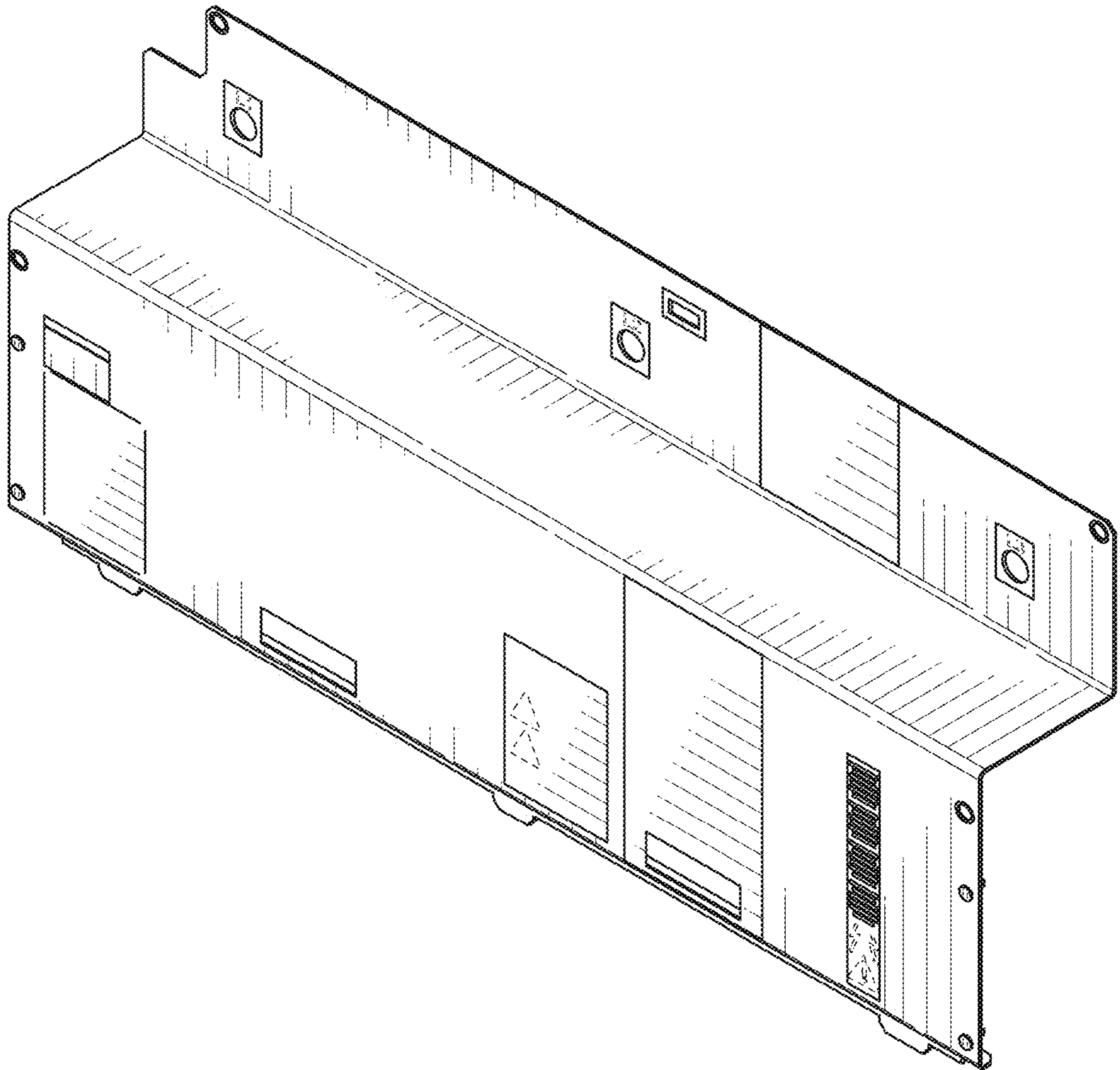


FIG. 3

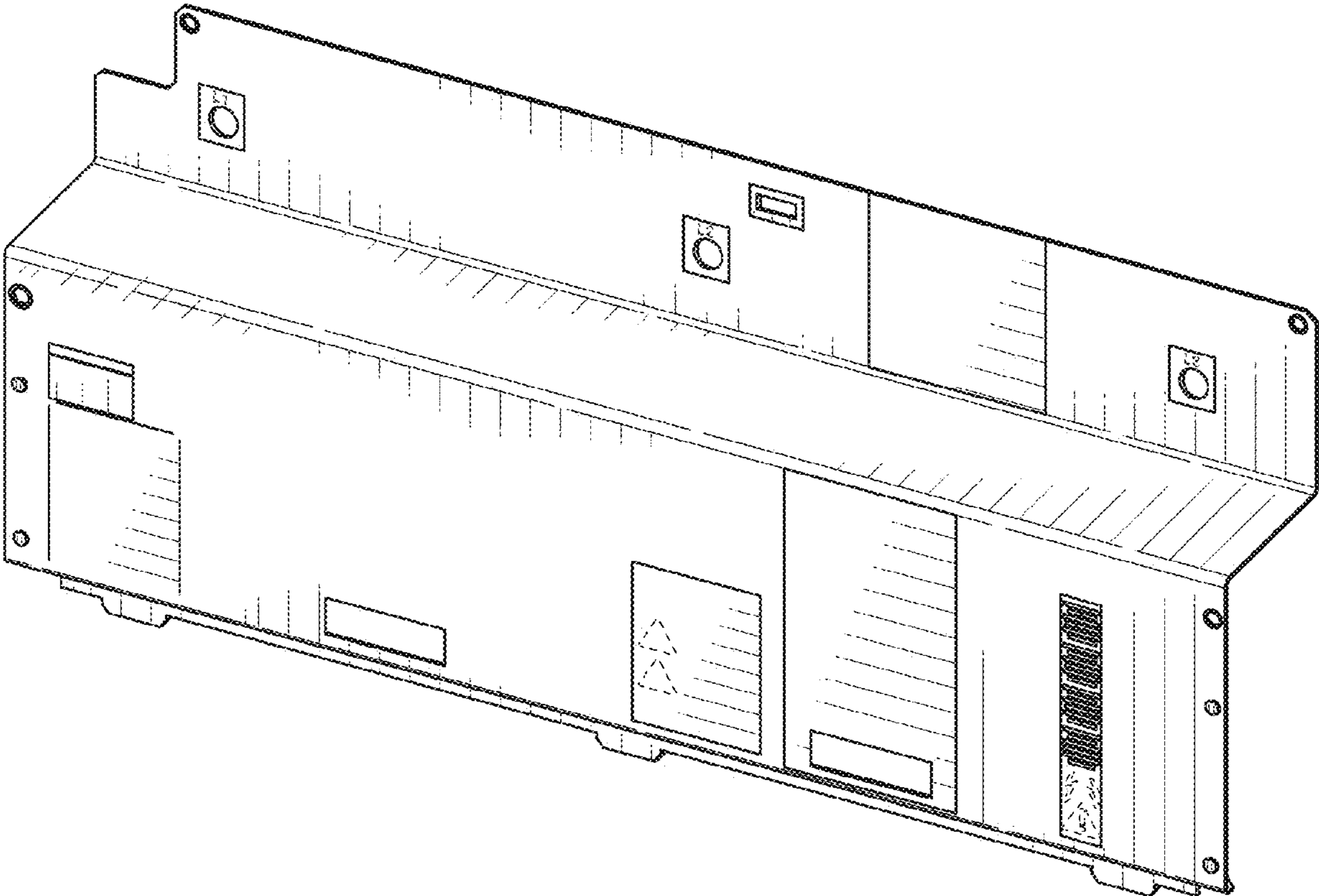


FIG. 4

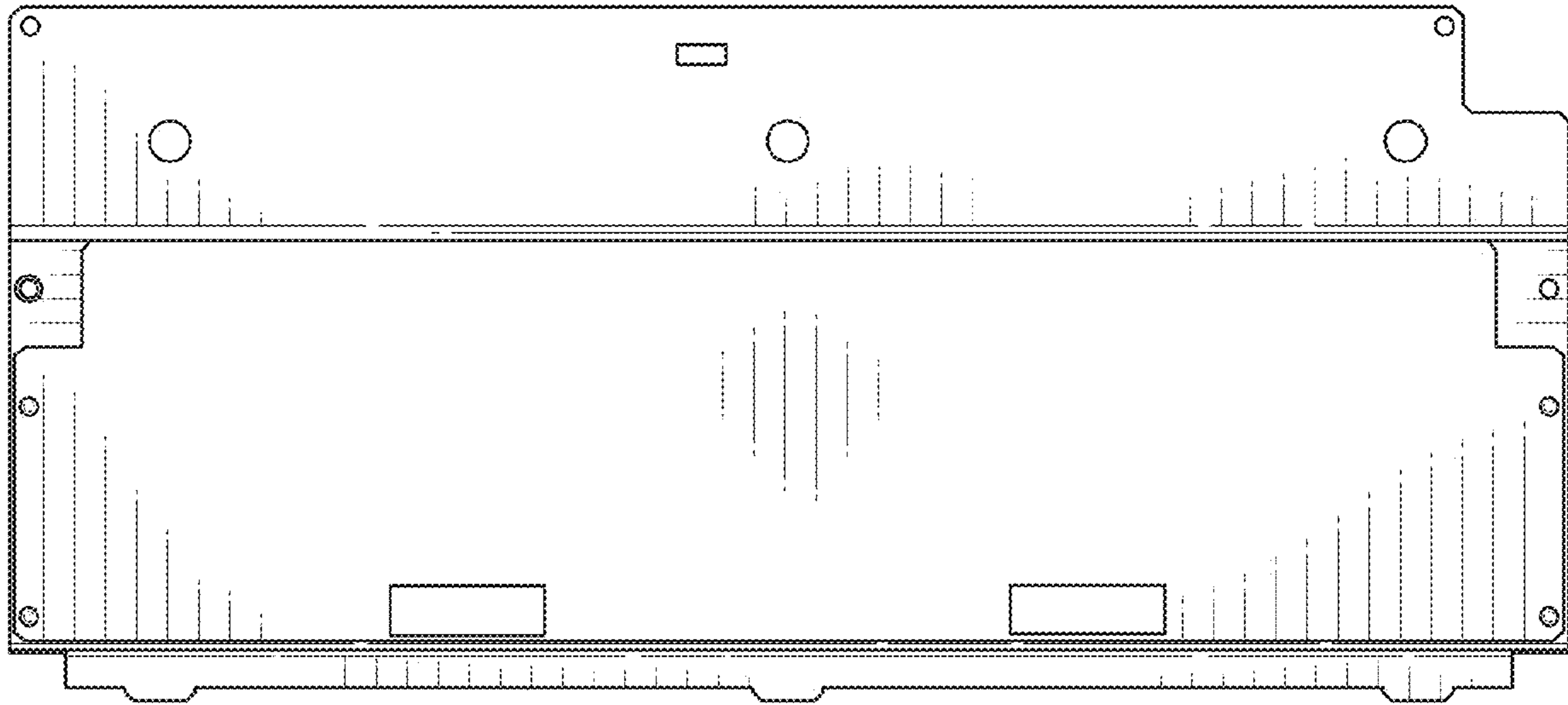


FIG. 5

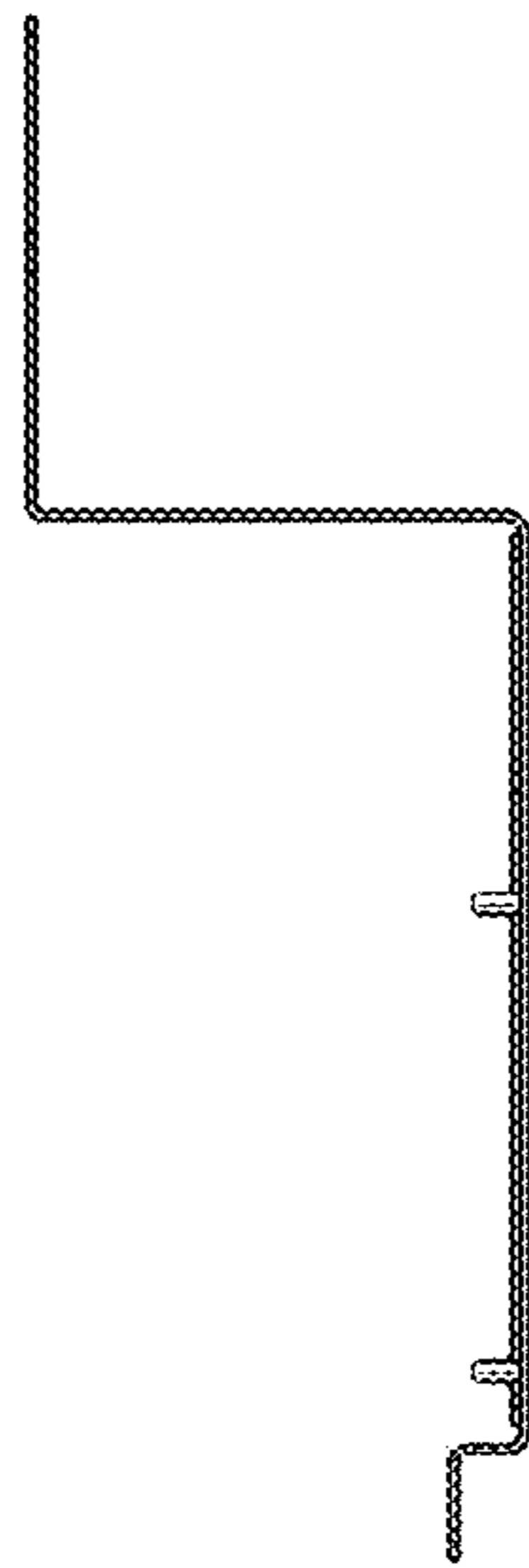


FIG. 6