



US00D894825S

(12) **United States Design Patent** (10) **Patent No.:** **US D894,825 S**
Zhou et al. (45) **Date of Patent:** **** Sep. 1, 2020**

(54) **SOLAR PANEL** 4,617,421 A 10/1986 Nath et al.
4,877,460 A 10/1989 Flodl
(71) Applicant: **The Solaria Corporation**, Fremont, CA (US) 5,096,505 A 3/1992 Fraas et al.
5,547,516 A 8/1996 Luch
(72) Inventors: **Lisong Zhou**, Fremont, CA (US); 5,575,861 A 11/1996 Younan et al.
Huaming Zhou, Wuxi Jiangsu (CN) 5,735,966 A 4/1998 Luch
(Continued)

(73) Assignee: **THE SOLARIA CORPORATION**, Fremont, CA (US)

(**) Term: **15 Years**

(21) Appl. No.: **29/674,886**

(22) Filed: **Dec. 27, 2018**

FOREIGN PATENT DOCUMENTS

CN 102655030 A 9/2012
CN 104201227 A 12/2014
(Continued)

OTHER PUBLICATIONS

Notice of Preliminary Rejection issued in Korean Patent Application No. 10-2019-7000876 dated Feb. 13, 2019 with English translation.

(Continued)

Primary Examiner — Susan Bennett Hattan
Assistant Examiner — Suzanne E Tisdell

Related U.S. Application Data

(60) Division of application No. 29/615,112, filed on Aug. 25, 2017, now Pat. No. Des. 841,571, which is a continuation of application No. PCT/CN2017/076017, filed on Mar. 9, 2017.

(51) **LOC (12) Cl.** **13-02**

(52) **U.S. Cl.**
USPC **D13/102**

(58) **Field of Classification Search**
USPC D13/101, 102, 103, 118, 119, 184, 199;
D14/441, 447, 451
CPC H02S 20/20; H02S 20/24; H02S 20/30;
H02S 30/10; H02S 40/36; Y02B 10/12;
Y02B 10/20
See application file for complete search history.

(57) **CLAIM**

The ornamental design of a solar panel.

DESCRIPTION


FIG. 1 is a top plan view of a solar panel, showing our new design;
FIG. 2 is a bottom plan view thereof;
FIG. 3 is a front elevation view thereof;;
FIG. 4 is a back elevation view thereof;
FIG. 5 is a left side elevation view thereof; and,
FIG. 6 is a right side elevation view thereof.
The broken lines shown in the drawing views are included for the purpose of illustrating unclaimed portions of the solar cell that form no part of the claimed design. All elements shown in the top plan view of FIG. 2 are structural lines on the surface and are flat with the top surface.

(56) **References Cited**

U.S. PATENT DOCUMENTS

3,340,096 A 9/1967 Mann et al.
3,769,091 A 10/1973 Leinkram et al.
3,811,181 A 5/1974 Leinkram et al.
3,837,924 A 9/1974 Baron
4,040,867 A 8/1977 Forestieri et al.

1 Claim, 2 Drawing Sheets



(56)

References Cited

U.S. PATENT DOCUMENTS

6,232,545 B1 5/2001 Samaras et al.
 6,414,235 B1 7/2002 Luch
 6,459,032 B1 10/2002 Luch
 D524,727 S * 7/2006 Yamashita D13/102
 D543,501 S * 5/2007 Yamashita D13/102
 7,732,243 B2 6/2010 Luch
 7,740,497 B2 6/2010 Nightingale
 7,898,053 B2 3/2011 Luch
 7,898,054 B2 3/2011 Luch
 7,989,692 B2 8/2011 Luch
 7,989,693 B2 8/2011 Luch
 8,007,306 B2 8/2011 Nightingale et al.
 D644,986 S 9/2011 Ross et al.
 D644,987 S 9/2011 Casler et al.
 8,033,857 B2 10/2011 Nightingale et al.
 D662,042 S 6/2012 Yeh
 8,198,696 B2 6/2012 Luch
 8,205,400 B2 * 6/2012 Allen H01L 31/048
 136/244
 D679,650 S 4/2013 Farris, III et al.
 D684,112 S * 6/2013 Fallon D13/102
 D694,175 S 11/2013 Kannou et al.
 8,607,510 B2 * 12/2013 Daniels E04D 1/30
 126/622
 D719,909 S * 12/2014 Iwasaki D13/102
 9,082,913 B2 * 7/2015 Karpovich H01L 31/048
 D741,793 S 10/2015 Lim
 9,156,568 B1 * 10/2015 Spence B64G 1/222
 9,219,174 B2 12/2015 Heng et al.
 D750,556 S * 3/2016 Morad D13/102
 9,281,777 B1 * 3/2016 Borgstrom F16M 11/38
 9,394,693 B2 * 7/2016 Daniels H02S 20/25
 D763,787 S 8/2016 Parilla et al.
 9,412,884 B2 8/2016 Heng et al.
 D767,484 S * 9/2016 Morad D13/102
 D778,234 S * 2/2017 Cheung D13/102
 D781,230 S 3/2017 Gibson et al.
 D784,254 S 4/2017 Parilla et al.
 D788,027 S 5/2017 Gibson et al.
 D812,554 S 3/2018 Gibson et al.
 D813,153 S 3/2018 Gibson et al.
 D814,402 S * 4/2018 Cheung D13/102
 9,935,221 B1 4/2018 Zhou et al.
 D817,265 S * 5/2018 Liu D13/102
 D823,237 S * 7/2018 Albright D13/102
 D830,296 S * 10/2018 Liu D13/102
 D832,203 S * 10/2018 Caswell D13/102
 10,141,885 B2 * 11/2018 Smadja H02S 20/00
 D841,571 S * 2/2019 Zhou D13/102
 D857,624 S * 8/2019 Katov D13/102
 D866,456 S * 11/2019 Negley D13/102
 10,536,108 B2 * 1/2020 Goldberg H02S 20/24
 2003/0121228 A1 7/2003 Stoehr et al.
 2007/0235077 A1 10/2007 Nagata et al.

2008/0011350 A1 1/2008 Luch
 2008/0216887 A1 9/2008 Hacke et al.
 2008/0314433 A1 12/2008 Luch
 2009/0107538 A1 4/2009 Luch
 2009/0120484 A1 5/2009 Nightingale
 2009/0293941 A1 12/2009 Luch
 2010/0024881 A1 2/2010 Hacke et al.
 2010/0078058 A1 4/2010 Nightingale et al.
 2010/0108118 A1 5/2010 Luch
 2010/0175743 A1 7/2010 Gonzalez et al.
 2011/0067754 A1 3/2011 Luch
 2011/0126878 A1 6/2011 Hacke et al.
 2011/0168238 A1 7/2011 Metin et al.
 2011/0197947 A1 8/2011 Croft
 2012/0031461 A1 2/2012 Luch
 2012/0125391 A1 5/2012 Pinarbasi et al.
 2012/0171802 A1 7/2012 Luch et al.
 2012/0204938 A1 8/2012 Hacke et al.
 2012/0318318 A1 12/2012 Metin et al.
 2012/0318319 A1 12/2012 Pinarbasi et al.
 2012/0325282 A1 12/2012 Snow et al.
 2013/0061920 A1 3/2013 Balucani
 2013/0068827 A1 3/2013 Akimoto
 2014/0102502 A1 4/2014 Luch et al.
 2014/0318613 A1 10/2014 Von et al.
 2015/0090314 A1 4/2015 Yang et al.
 2016/0020342 A1 1/2016 Heng et al.
 2016/0118515 A1 4/2016 Mori et al.
 2016/0158890 A1 6/2016 Gonzalez et al.
 2016/0233352 A1 8/2016 Yang et al.
 2017/0243992 A1 8/2017 Rostan et al.

FOREIGN PATENT DOCUMENTS

CN 104810412 A 7/2015
 JP D1310216 9/2007
 JP D1495792 4/2014
 KR 3005917880000 3/2011
 KR 1020160094396 8/2016
 KR 3008761570001 10/2016
 KR 3008761570002 10/2016
 KR 3008761570003 10/2016
 KR 3008761570004 10/2016
 WO 2014112424 A1 7/2014

OTHER PUBLICATIONS

Search Report for Design Patent Application issued in KR Design Application No. 107303328 dated Apr. 9, 2019.
 International Search Report and Written Opinion issued in International Application No. PCT/CN2017/076017 dated Nov. 13, 2017. Notification dated Jun. 5, 2018 issued by the Japanese Patent Office in corresponding Japanese Design Patent Application No. 2017-019744 with English translation.

* cited by examiner

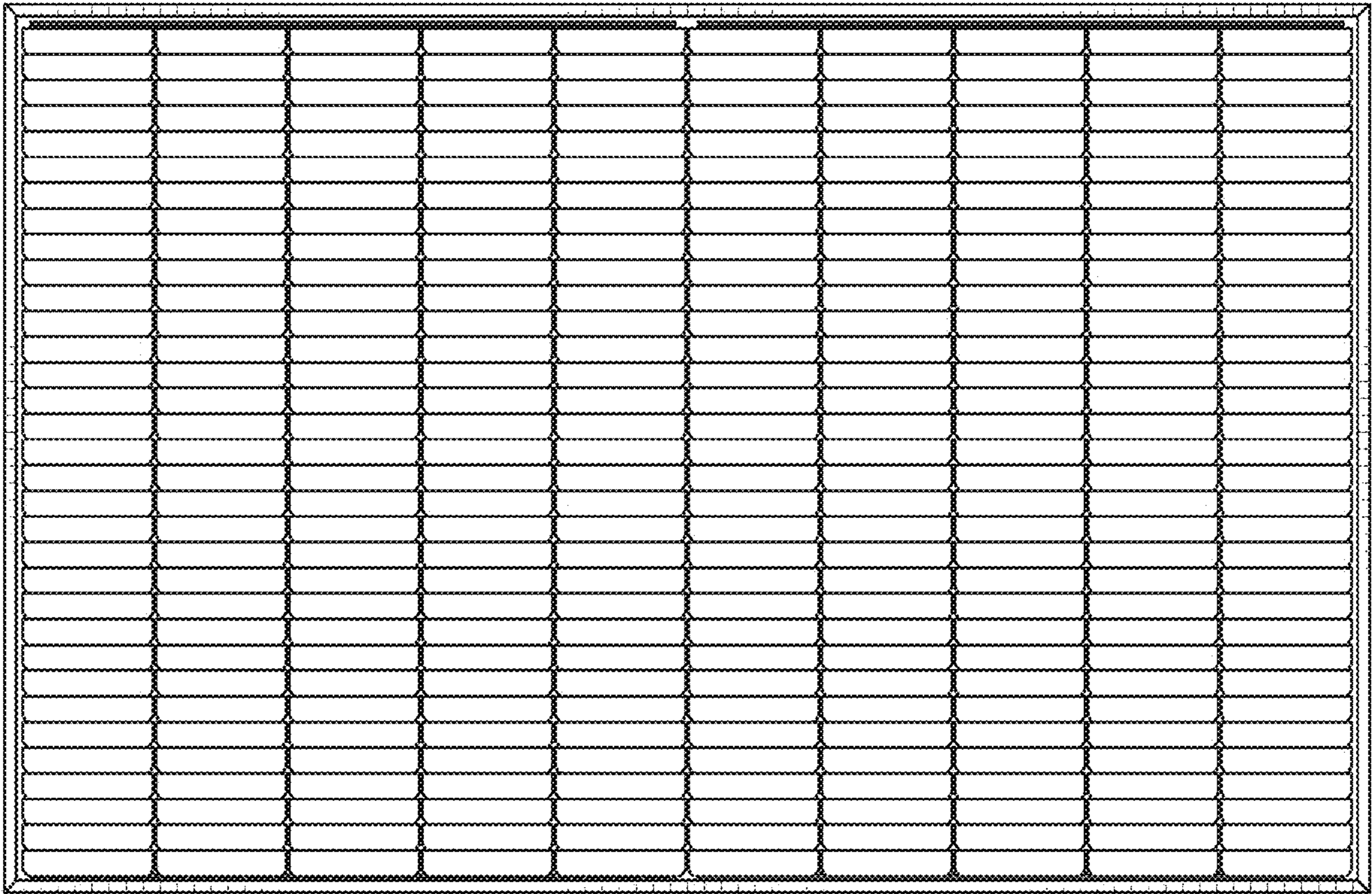


FIG. 1

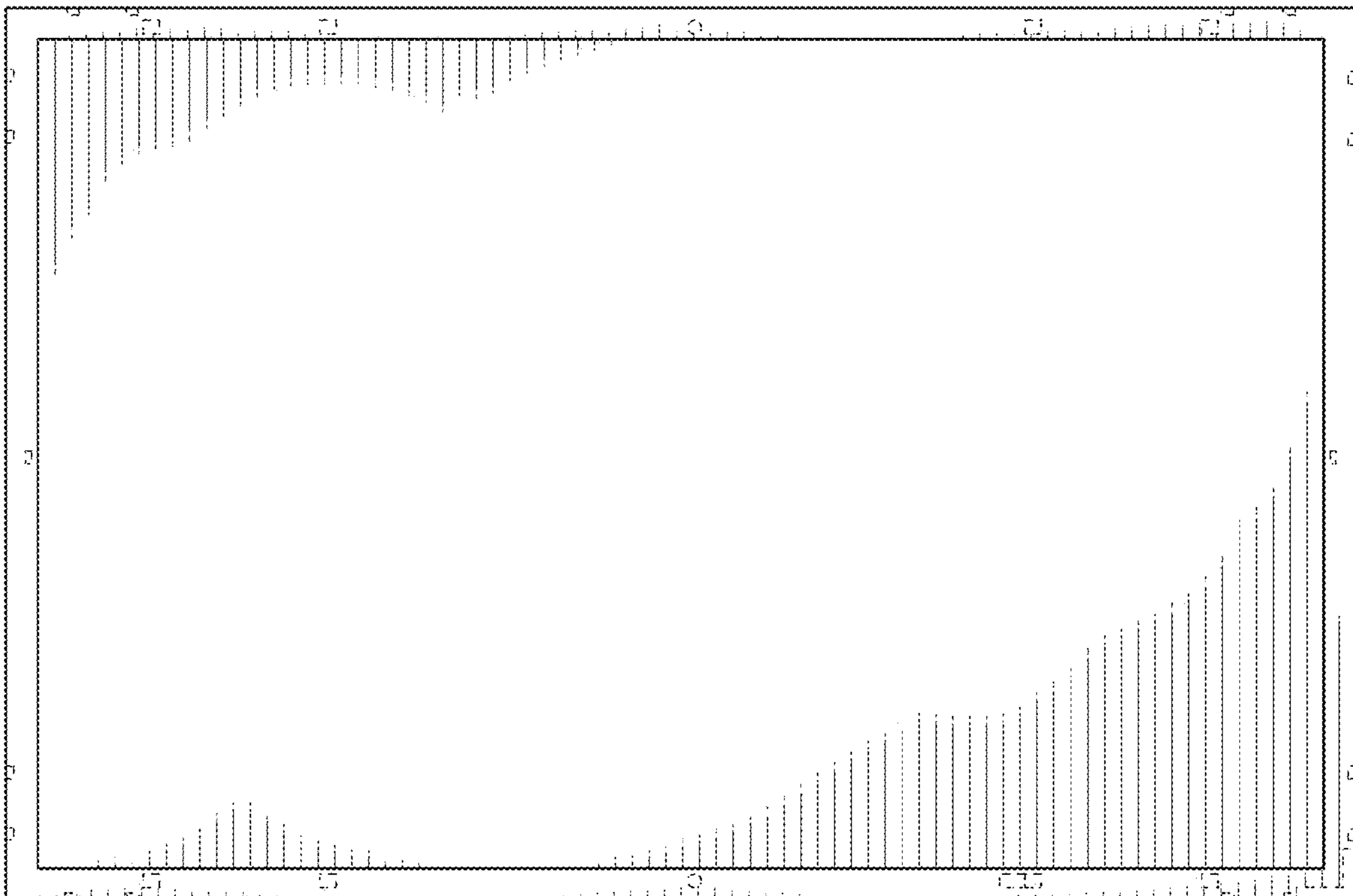


FIG. 2



FIG. 3



FIG. 4




FIG. 5

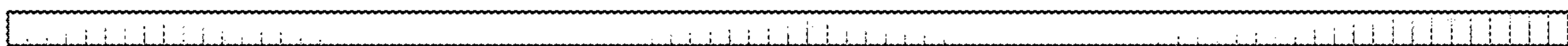


FIG. 6