

US00D894824S

(12) **United States Design Patent** (10) **Patent No.:** **US D894,824 S**
Yoshimura et al. (45) **Date of Patent:** **** Sep. 1, 2020**

(54) **SOLAR BATTERY MODULE**

OTHER PUBLICATIONS

(71) Applicant: **PANASONIC INTELLECTUAL PROPERTY MANAGEMENT CO., LTD.**, Osaka-shi, Osaka (JP)

Panasonic Highlights, posted at News. Panasonic.com, posted on Mar. 21, 2012, [online], [site visited Jul. 24, 2017]. Available from Internet, <<http://news.panasonic.com/global/topics/2012/9656.html>>.

(72) Inventors: **Naoki Yoshimura**, Osaka-fu (JP);
Keiichiro Masuko, Osaka-fu (JP);
Daisuke Fujishima, Osaka-fu (JP);
Masato Shigematsu, Osaka-fu (JP)

(Continued)

(73) Assignee: **PANASONIC INTELLECTUAL PROPERTY MANAGEMENT CO., LTD.**, Osaka (JP)

Primary Examiner — Mary Ann Calabrese
Assistant Examiner — Catherine Ho

(74) *Attorney, Agent, or Firm* — Westerman, Hattori, Daniels & Adrian, LLP

(**) Term: **15 Years**

(57) **CLAIM**

The ornamental design for a solar battery module, as shown and described.

(21) Appl. No.: **29/658,454**

DESCRIPTION

(22) Filed: **Jul. 31, 2018**

Related U.S. Application Data

(62) Division of application No. 29/588,350, filed on Dec. 20, 2016, now Pat. No. Des. 828,292.

(30) **Foreign Application Priority Data**

Jun. 27, 2016 (JP) 2016-013505
Jun. 27, 2016 (JP) 2016-013506
Jun. 27, 2016 (JP) 2016-013507

(51) **LOC (12) Cl.** **13-02**

(52) **U.S. Cl.**
USPC **D13/102**

(58) **Field of Classification Search**
USPC D3/5; D6/302, 405, 407, 675, 691.8,
D6/705, 706; D12/183, 345; D13/101,
(Continued)

(56) **References Cited**

U.S. PATENT DOCUMENTS

D663,261 S * 7/2012 Cheung D13/102
D689,016 S 9/2013 Nook et al.
(Continued)

FIG. 1 is a front elevational view of a solar battery module showing a first embodiment of our new design.
FIG. 2 is an enlarged partial front elevational view thereof, taken along line 2-2 of FIG. 1.
FIG. 3 is an enlarged partial front elevational view thereof, taken along line 3-3 of FIG. 1.
FIG. 4 is an enlarged partial front elevational view thereof, taken along line 4-4 of FIG. 1.
FIG. 5 is an enlarged partial front elevational view thereof, taken along line 5-5 of FIG. 1.
FIG. 6 is a rear elevational view thereof.
FIG. 7 is a right side elevational view thereof, the left side elevational view being a mirror image thereof.
FIG. 8 is a top plan view thereof.
FIG. 9 is an enlarged view of the 9-9 portion in FIG. 1.
FIG. 10 is a front elevational view of a solar battery module showing a second embodiment of our new design.
FIG. 11 is an enlarged partial front elevational view thereof, taken along line 11-11 of FIG. 10.
FIG. 12 is an enlarged partial front elevational view thereof, taken along line 12-12 of FIG. 10.
FIG. 13 is an enlarged partial front elevational view thereof, taken along line 13-13 of FIG. 10.
FIG. 14 is an enlarged partial front elevational view thereof, taken along line 14-14 of FIG. 10.

(Continued)




FIG. 15 is a rear elevational view thereof.
 FIG. 16 is a right side elevational view thereof, the left side elevational view being a mirror image thereof.
 FIG. 17 is a top plan view thereof; and,
 FIG. 18 is an enlarged view of the 18-18 portion in FIG. 10. The evenly-spaced broken lines show unclaimed environmental structure. The dash-dot-dash broken lines is included to show boundaries that form no part of the claimed design. All broken line portions of the figure drawings form no part of the claimed design.

1 Claim, 18 Drawing Sheets

(58) **Field of Classification Search**

USPC D13/102, 103, 107, 118, 119, 184, 187,
 D13/199; D25/30, 47.1, 48.7, 48.8, 60,
 D25/119, 122, 124, 125, 138, 140, 144,
 D25/153, 156, 167
 CPC . H01L 31/00; H01L 31/042; H01L 31/02021;
 H01L 31/02008; H01L 31/043; H01L
 31/0508; H02S 10/00; H02S 20/00; Y02B
 10/00; Y02E 10/00; Y02E 10/40; Y02E
 10/41; Y02E 10/42; Y02E 10/43; Y02E
 10/44; Y02E 10/45; Y02E 10/46; Y02E
 10/47; Y02E 10/50; Y02E 10/51; Y02E
 10/52; Y02E 10/544; Y10S 136/292;
 B64G 1/443

See application file for complete search history.

(56) **References Cited**

U.S. PATENT DOCUMENTS

D697,471 S 1/2014 Castillo-Aguilella et al.
 D758,300 S * 6/2016 Srnc D13/102

9,691,925 B2 6/2017 Niinobe et al.
 D807,285 S * 1/2018 Krantz D13/102
 D817,864 S * 5/2018 Maekawa D13/102
 9,973,140 B2 * 5/2018 Kouyanagi H02S 30/10
 D828,292 S * 9/2018 Yoshimura D13/102
 D829,164 S * 9/2018 Maekawa D13/102
 10,361,322 B2 * 7/2019 Kim H01L 31/0516
 10,453,982 B2 * 10/2019 Kudo H01L 31/049
 2013/0061904 A1 3/2013 Tai et al.
 2014/0366928 A1 12/2014 Niinobe et al.
 2016/0105144 A1 4/2016 Haynes et al.
 2016/0260858 A1 9/2016 Maekawa et al.
 2016/0268466 A1 9/2016 Ogawa et al.
 2016/0268964 A1 9/2016 Maekawa et al.
 2016/0308082 A1 10/2016 Ishii et al.
 2017/0069776 A1 3/2017 Yang
 2017/0186898 A1 6/2017 Kudo et al.
 2018/0198011 A1 * 7/2018 Jeon H01L 31/02
 2018/0234050 A1 * 8/2018 Schultz H02S 40/44
 2018/0366606 A1 * 12/2018 Murakami H01L 31/0547
 2019/0006547 A1 * 1/2019 Watts B32B 17/1055

OTHER PUBLICATIONS

Panasonic HIT Solar, posted at Youtube.com, posted on Jul. 31,
 2012, [online], [site visited Jul. 24, 2017]. Available from Internet,
 <<https://www.youtube.com/watch?v=LcBjqBylkjk>>.

Lensun 100W, posted at Youtube.com, posted on Jun. 13, 2016,
 [online], [site visted Jul. 24, 2017]. Available from Internet, <<https://www.youtube.com/watch?v=tuFeTPKiUA>>.

* cited by examiner

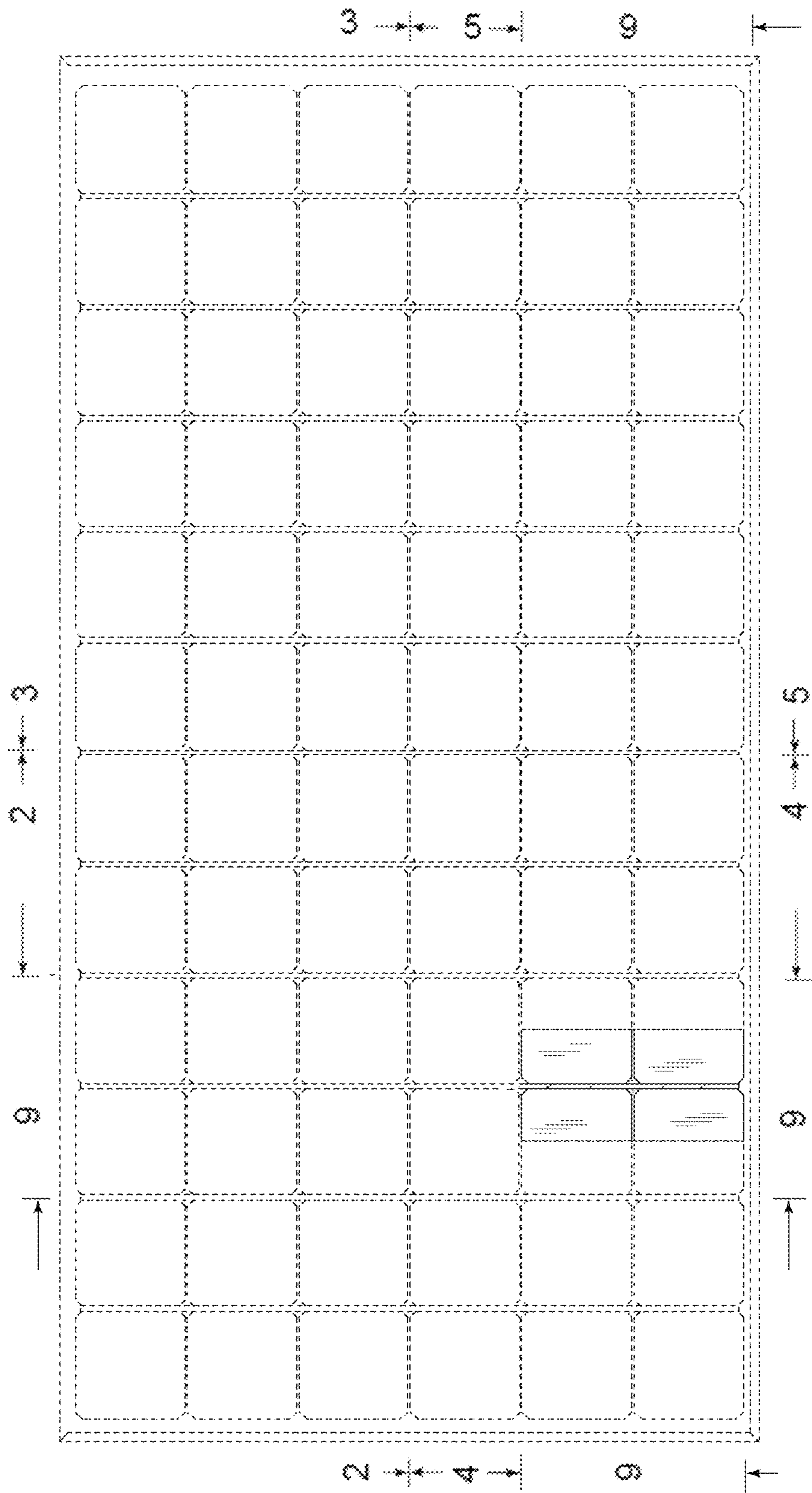


FIG. 1




FIG. 2




FIG. 3

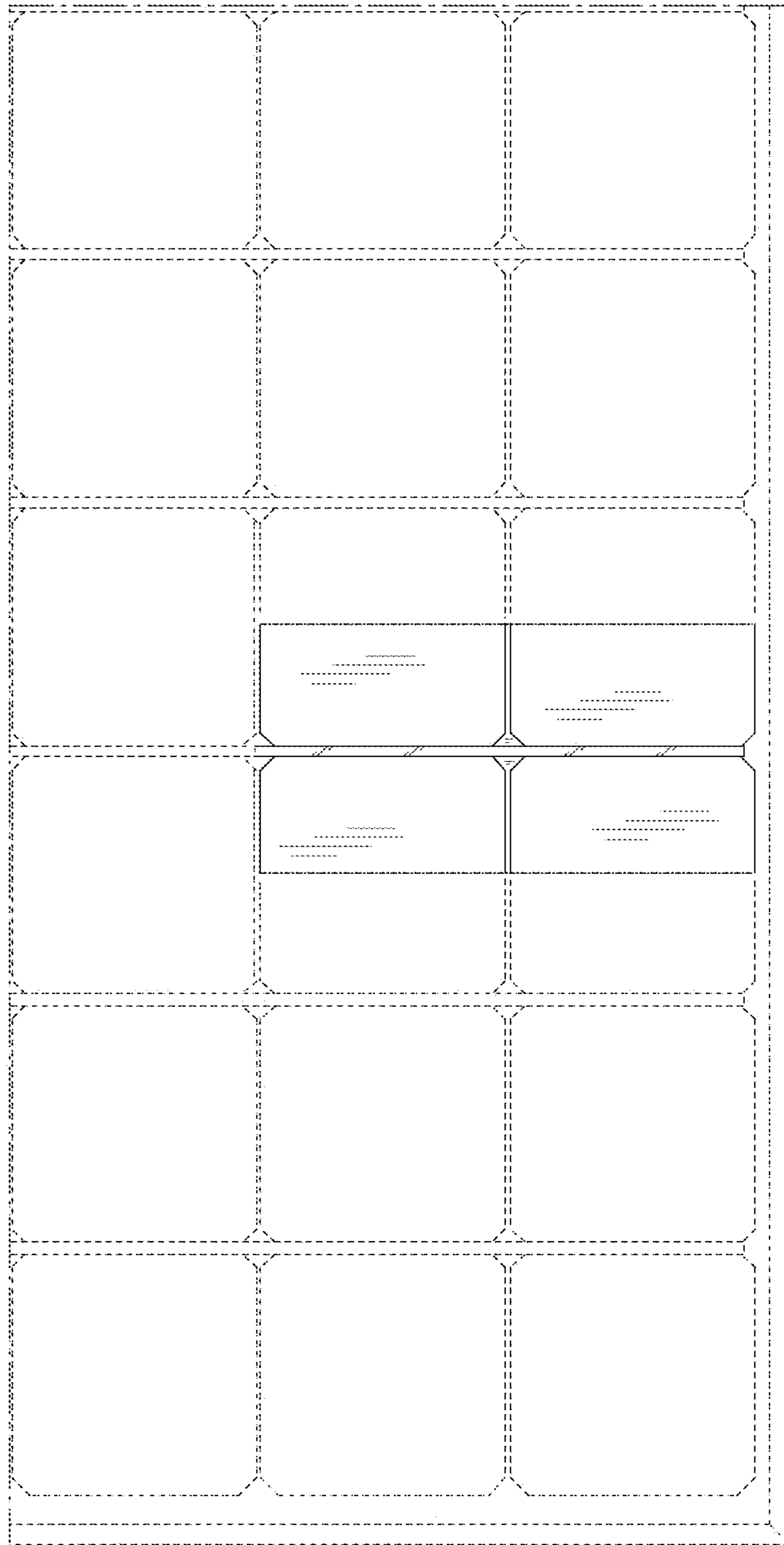


FIG. 4




FIG. 5




FIG. 6



FIG. 7



FIG. 8




FIG. 9

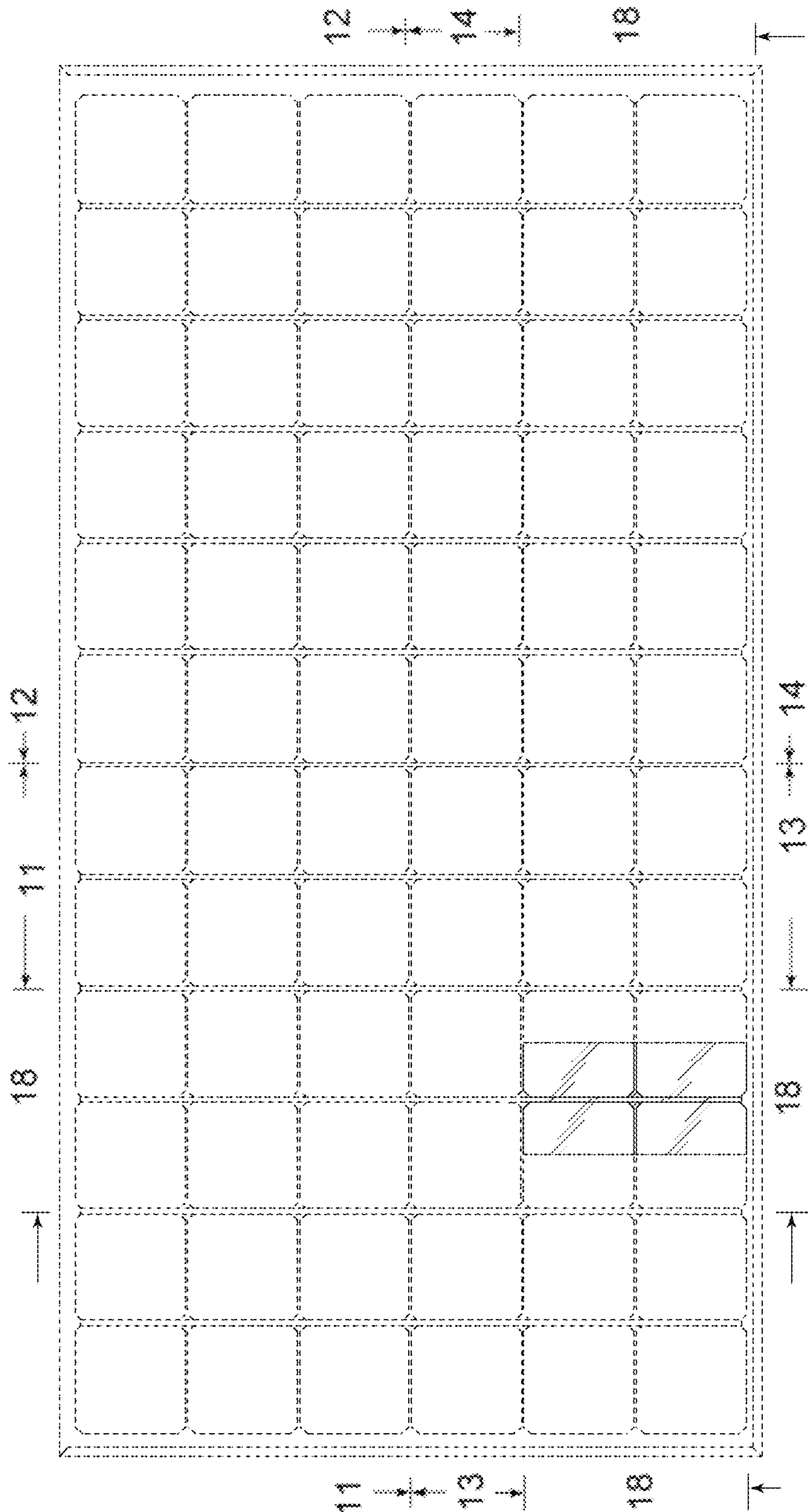


FIG. 10




FIG. 11




FIG. 12

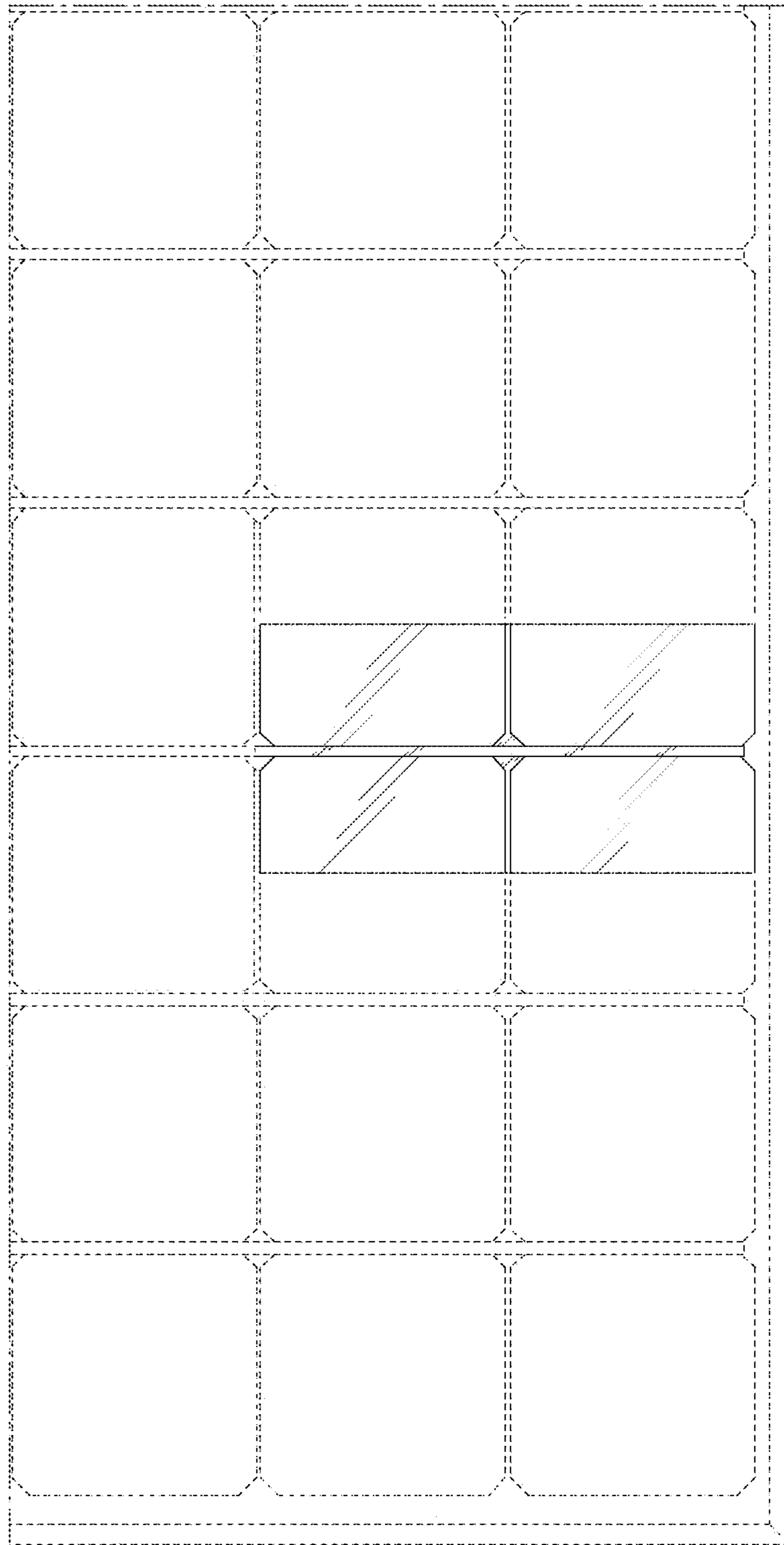


FIG. 13




FIG. 14




FIG. 15




FIG. 16



FIG. 17




FIG. 18