



US00D894820S

(12) **United States Design Patent** (10) **Patent No.:** **US D894,820 S**  
**Shi** (45) **Date of Patent:** **\*\* Sep. 1, 2020**

(54) **TIRE**  
(71) Applicant: **Davanti Tyres Limited**, Merseyside (GB)

D845,886 S \* 4/2019 Shondel ..... D12/579  
D845,887 S \* 4/2019 Shondel ..... D12/580  
D855,556 S \* 8/2019 Shondel ..... D12/579

(72) Inventor: **Guofeng Shi**, Zibo (CN)  
(73) Assignee: **Davanti Tyres Limited** (GB)  
(\*\*) Term: **15 Years**

OTHER PUBLICATIONS

Davanti Terratoura A/T reference [Jan. 29, 2020] found online [Jan. 29, 2020]—<https://tiresvote.com/catalog/davanti/terratoura-at/>.\*

(21) Appl. No.: **29/676,741**  
(22) Filed: **Jan. 14, 2019**  
(51) **LOC (12) Cl.** ..... **12-15**  
(52) **U.S. Cl.**  
USPC ..... **D12/579**  
(58) **Field of Classification Search**  
USPC ..... D12/568–604  
CPC ..... Y10T 152/10027; B60C 1/0016; B60C 11/0306; B60C 11/0302; B60C 3/06; B60C 9/17  
See application file for complete search history.

\* cited by examiner

*Primary Examiner* — Lakiya G Rogers  
*Assistant Examiner* — John A Voytek  
(74) *Attorney, Agent, or Firm* — Antoinette M. Tease

(56) **References Cited**

U.S. PATENT DOCUMENTS

D563,862 S \* 3/2008 Morrison ..... D12/579  
D570,280 S \* 6/2008 Lo ..... D12/579  
D656,086 S \* 3/2012 Herbeuval ..... D12/579  
D713,328 S \* 9/2014 Umstot ..... D12/579  
D713,329 S \* 9/2014 Dixon ..... D12/579  
D728,457 S \* 5/2015 Reim ..... D12/580  
D763,781 S \* 8/2016 Ashton ..... D12/579  
D763,782 S \* 8/2016 Dixon ..... D12/579  
D766,166 S \* 9/2016 Uphouse ..... D12/579  
D802,523 S \* 11/2017 Uphouse ..... D12/579

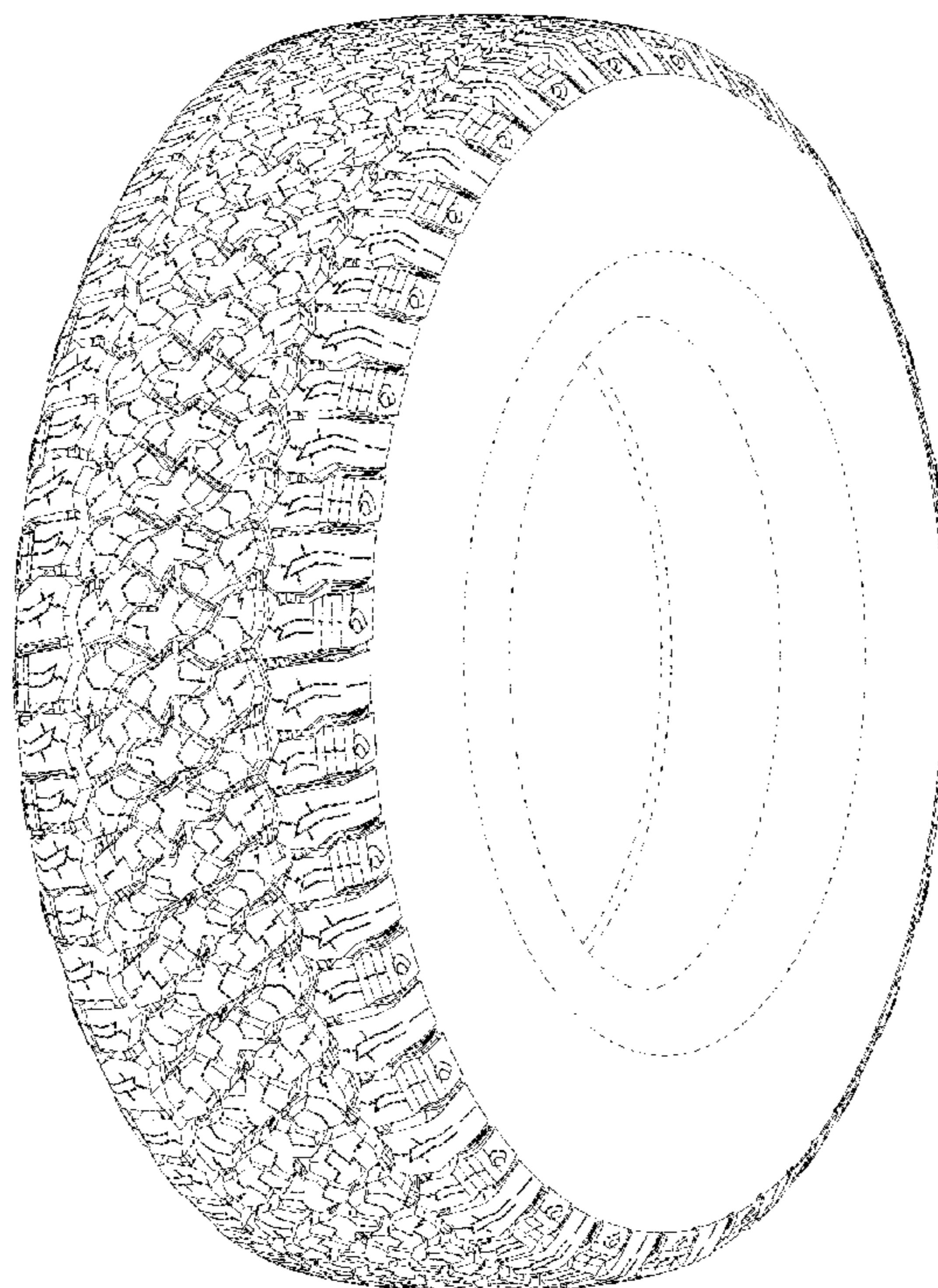
(57) **CLAIM**

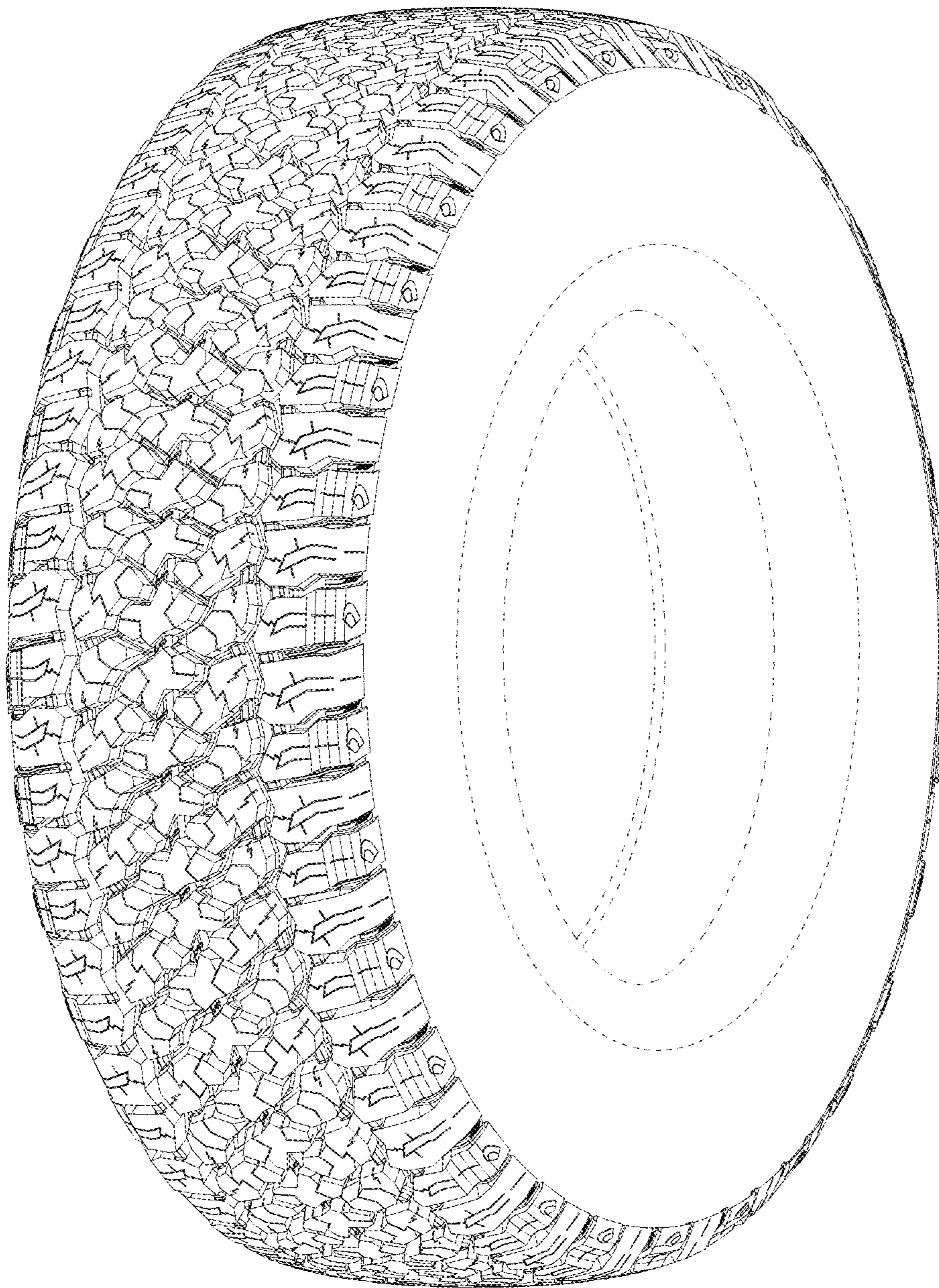
The design for a tire, as shown and described.

**DESCRIPTION**

FIG. 1 is a perspective view of a tire showing the new design.  
FIG. 2 is a front view of a tire showing the new design.  
FIG. 3 is a rear view of a tire showing the new design.  
FIG. 4 is a top view of a tire showing the new design.  
FIG. 5 is a bottom view of a tire showing the new design.  
FIG. 6 is a first side (left) view of a tire showing the new design; and,  
FIG. 7 is a second side (right) view of a tire showing the new design.  
In the drawings, the broken lines depict environmental subject matter only and form no part of the claimed design.

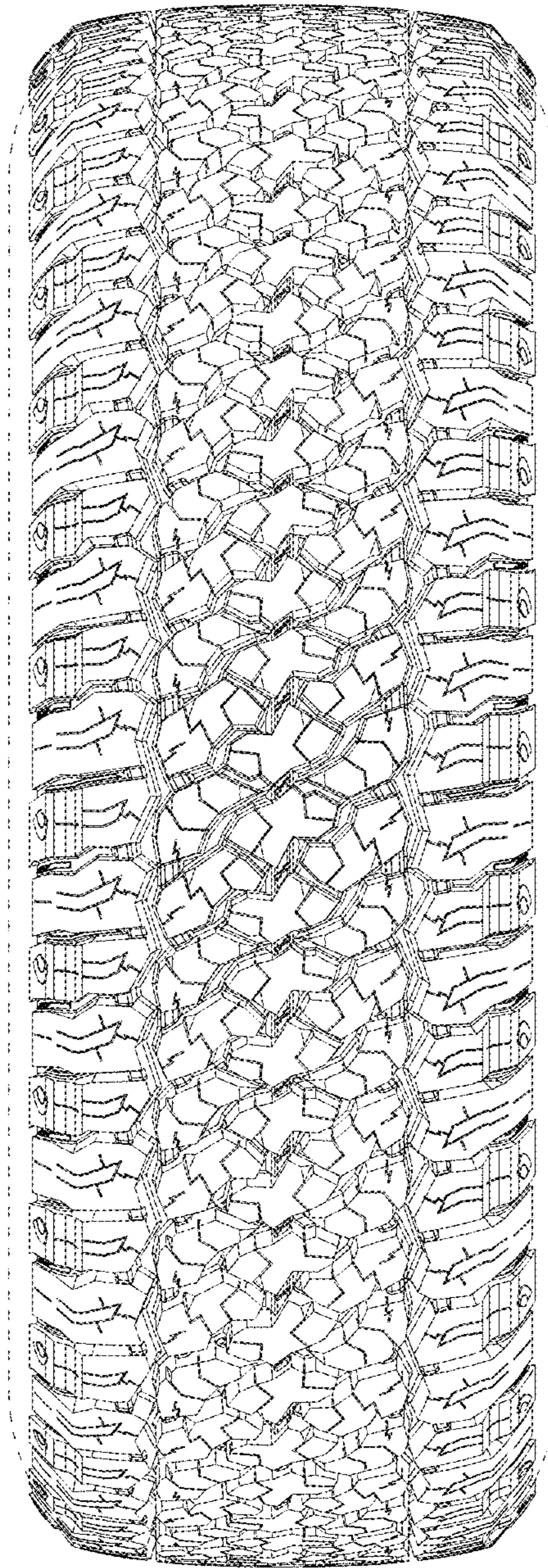
**1 Claim, 7 Drawing Sheets**



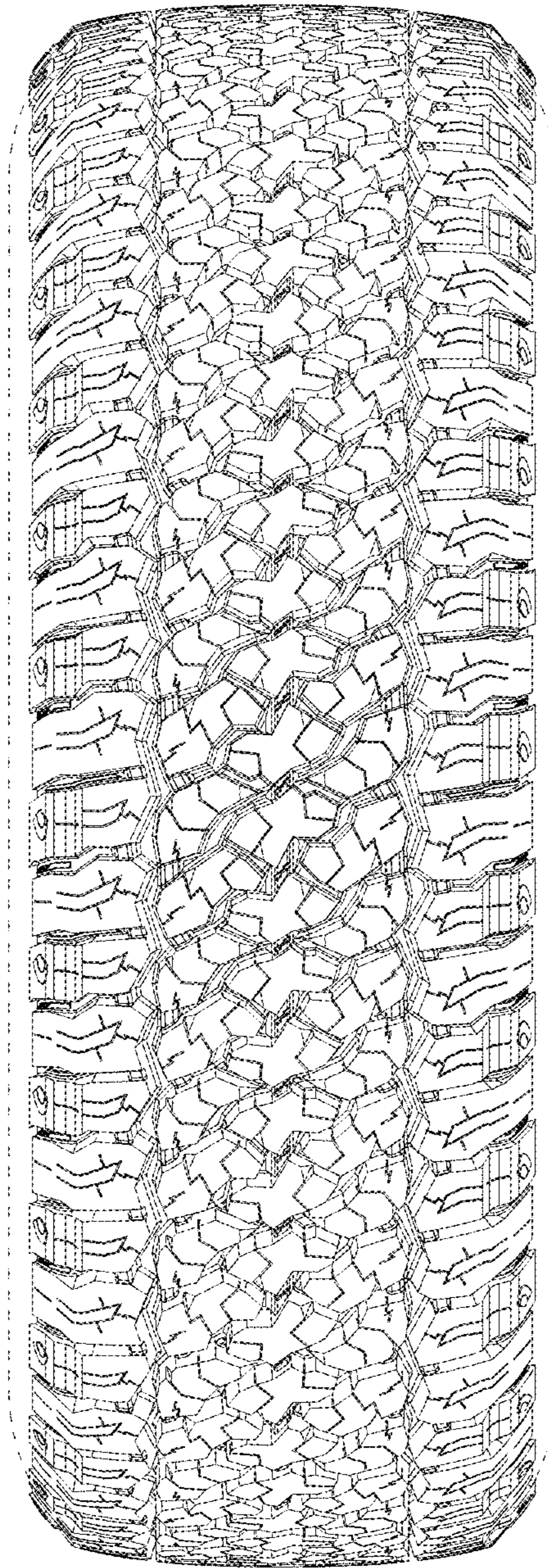


*Fig.1*



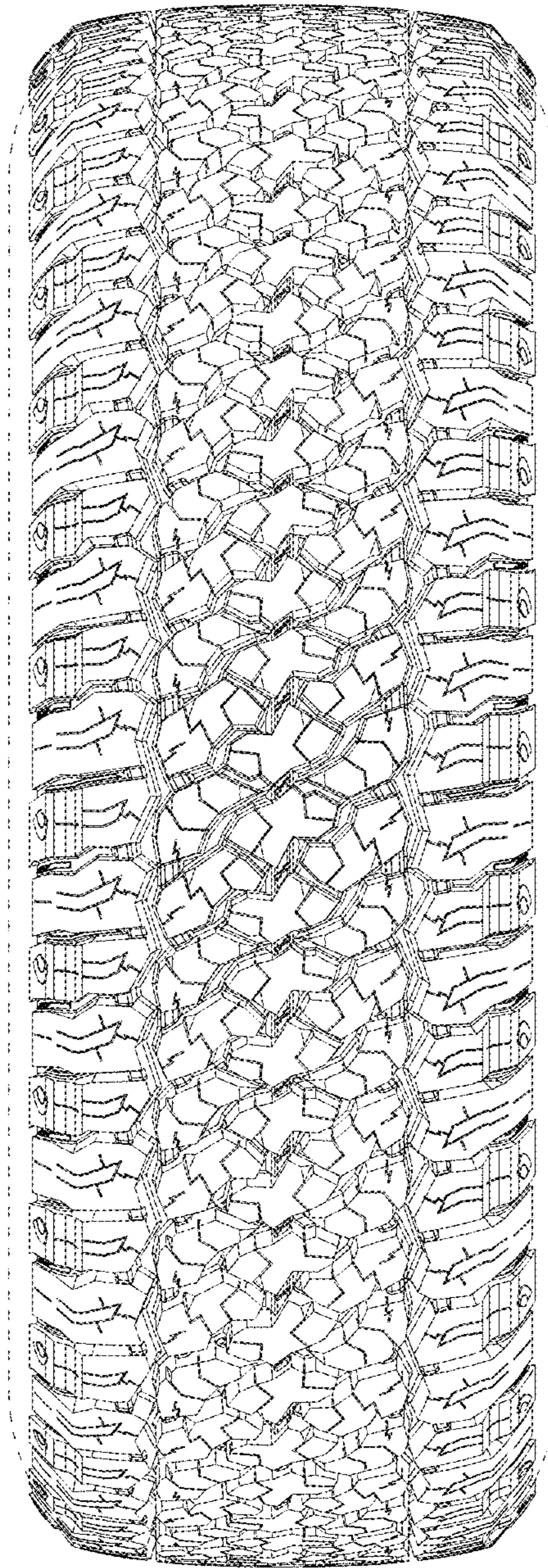


*Fig. 2*

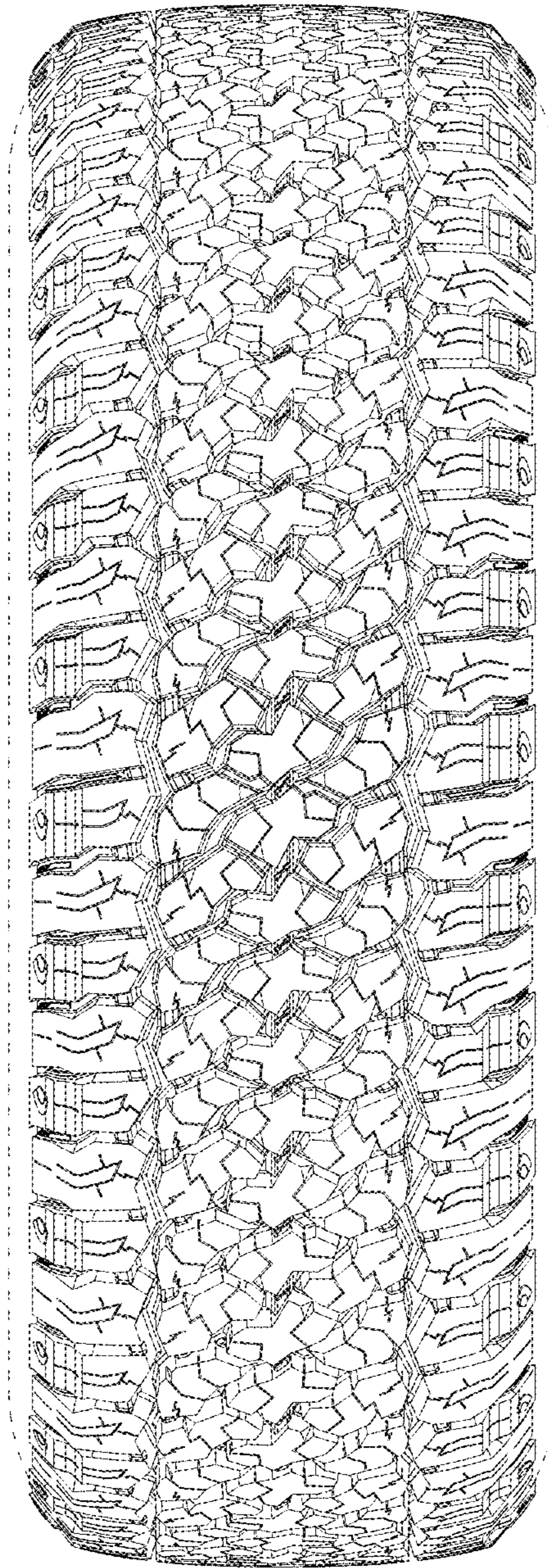


*Fig.3*



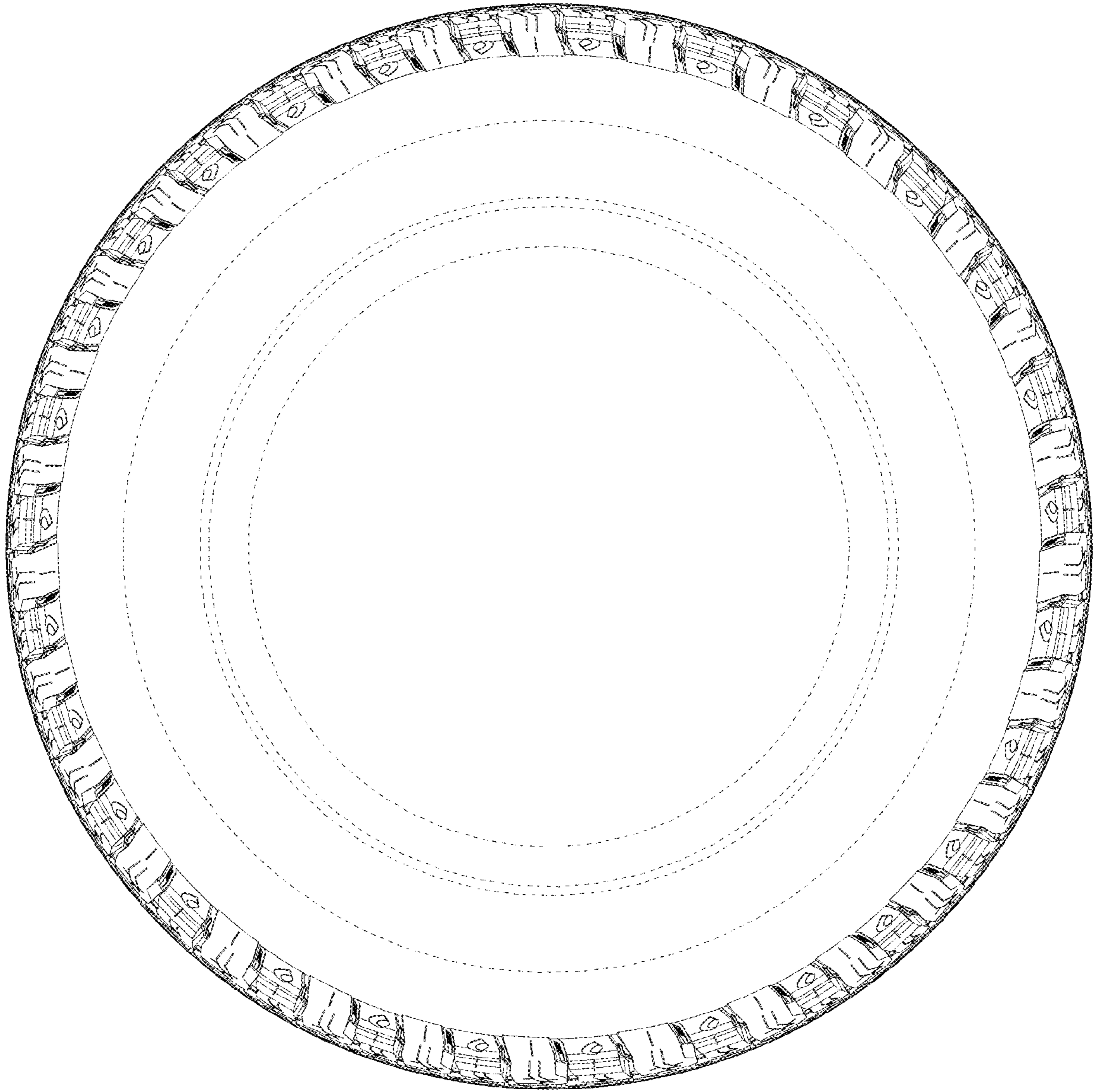


*Fig. 4*




*Fig.5*





*Fig.6*



*Fig.7*