



US00D894813S

(12) **United States Design Patent** (10) **Patent No.:** **US D894,813 S**
Liang (45) **Date of Patent:** **** Sep. 1, 2020**

(54) **WINDSHIELD WIPER AND ADAPTER**

FOREIGN PATENT DOCUMENTS

(71) Applicant: **Shijiazhuang March Auto Parts Co., Ltd.**, Shijiazhuang (CN)

CA 137080 4/2011
JP 1585700 8/2017

(72) Inventor: **Jie Liang**, Shijiazhuang (CN)

* cited by examiner

(**) Term: **15 Years**

Primary Examiner — Katrina A Betton

(21) Appl. No.: **29/729,874**

(74) *Attorney, Agent, or Firm* — Tatonetti IP

(22) Filed: **Mar. 31, 2020**

(51) **LOC (12) Cl.** **12-16**

(52) **U.S. Cl.**

USPC **D12/219**

(58) **Field of Classification Search**

CPC B60S 2001/3815; B60S 1/4003; B60S 1/3801

See application file for complete search history.

(56) **References Cited**

U.S. PATENT DOCUMENTS

D637,132 S	5/2011	Kim	
D685,713 S	7/2013	Wang	
D686,557 S *	7/2013	Kwon	D12/219
D688,617 S *	8/2013	An	D12/219
D702,175 S *	4/2014	Kim	D12/219
D704,125 S *	5/2014	Kani	D12/219
D712,337 S *	9/2014	An	D12/219
D716,714 S *	11/2014	Kim	D12/219
D732,455 S *	6/2015	Fujiwara	D12/219
D793,943 S *	8/2017	Kim	D12/219
D821,954 S *	7/2018	Hyun	D12/219
D871,305 S *	12/2019	Zeng	D12/219
D872,676 S	1/2020	Depondt	

(57) **CLAIM**

I claim the ornamental design for a windshield wiper and adapter, as shown and described.

DESCRIPTION

FIG. 1 is a perspective view of the windshield wiper and adapter in which the adapter is in the closed position according to a first embodiment of the disclosure;

FIG. 2 is a right side view thereof;

FIG. 3 is a top side view thereof;

FIG. 4 is a bottom side view thereof;

FIG. 5 is a rear side view thereof;

FIG. 6 is a front side view thereof;

FIG. 7 is a left side perspective view thereof;

FIG. 8 is a perspective view of the windshield wiper and adapter in which the adapter is in the open position according to a second embodiment of the disclosure;

FIG. 9 is a right side view thereof;

FIG. 10 is a top side view thereof;

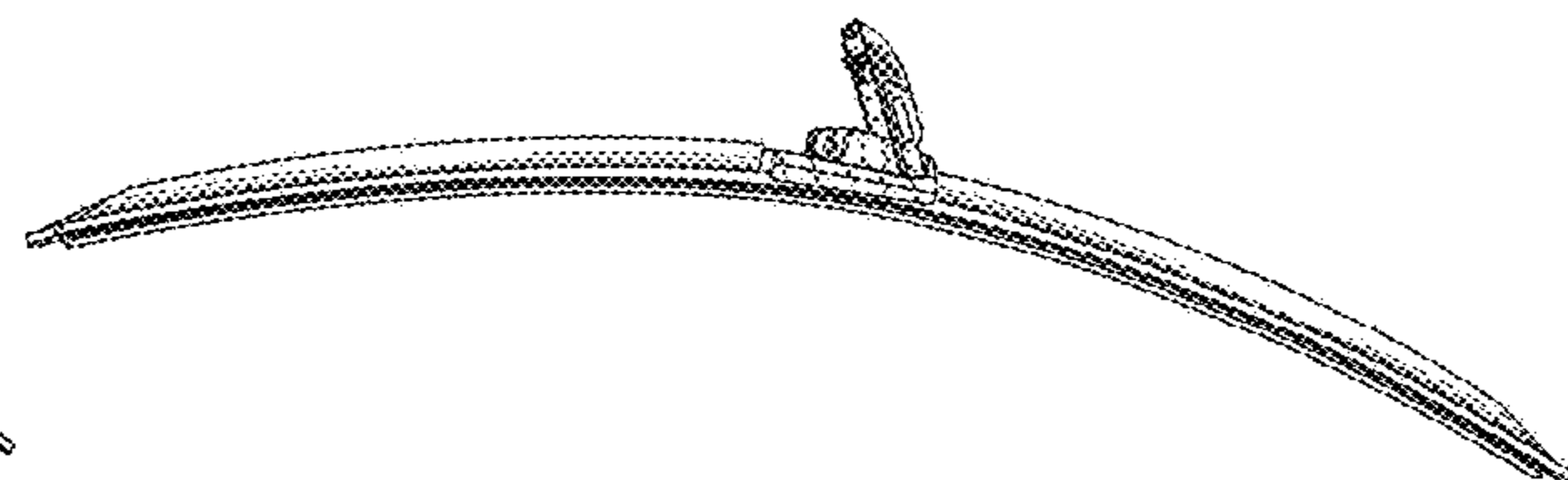
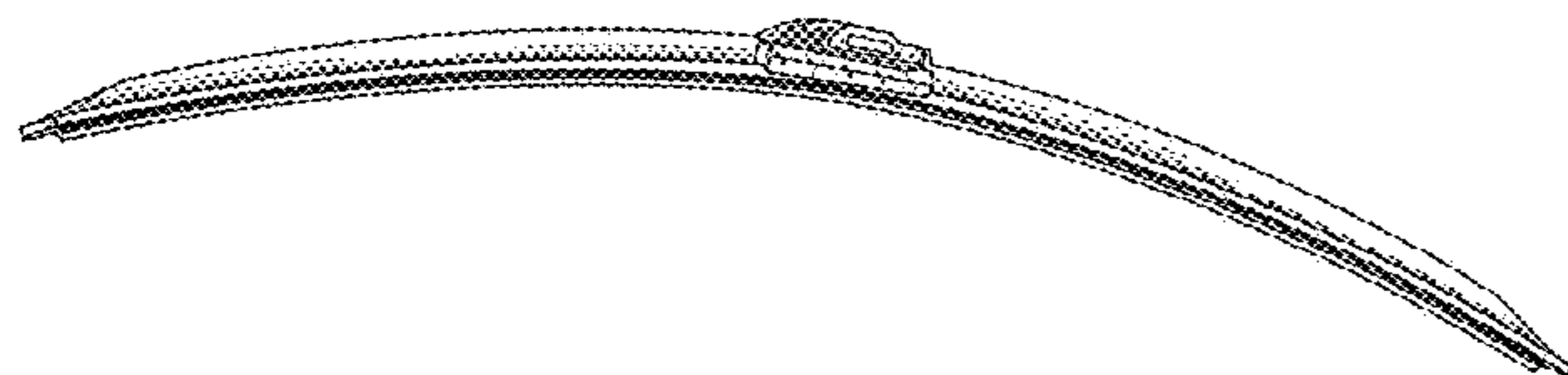
FIG. 11 is a bottom side view thereof;

FIG. 12 is a front side view thereof;

FIG. 13 is a rear side view thereof; and,

FIG. 14 is a left side perspective view thereof.

1 Claim, 14 Drawing Sheets



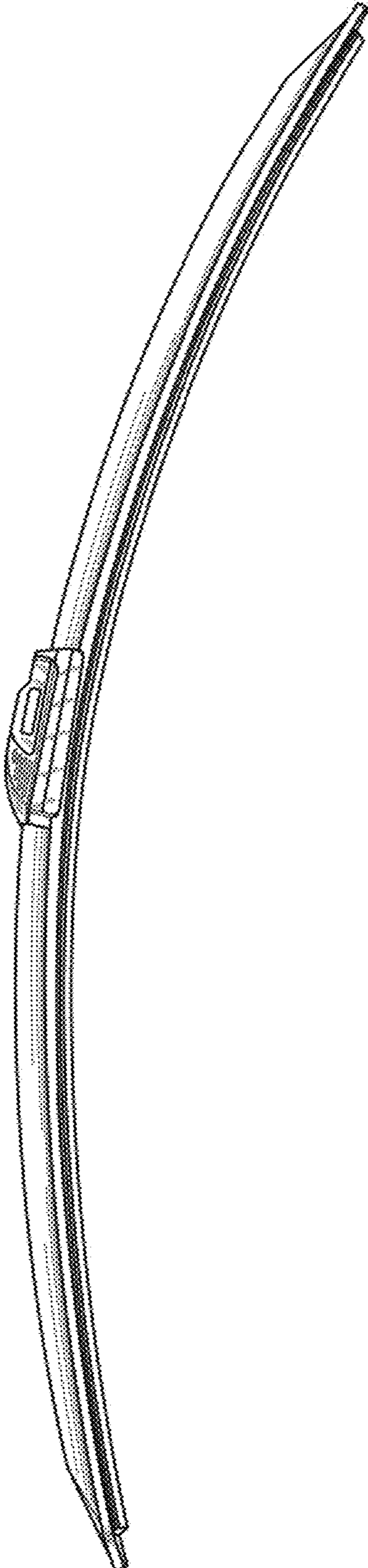


Fig. 1

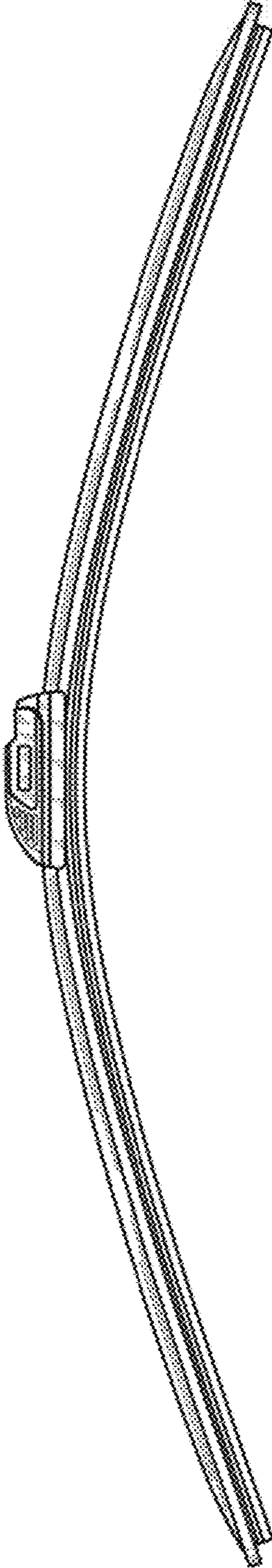


Fig. 2



Fig. 3



Fig. 4




Fig. 5




Fig. 6

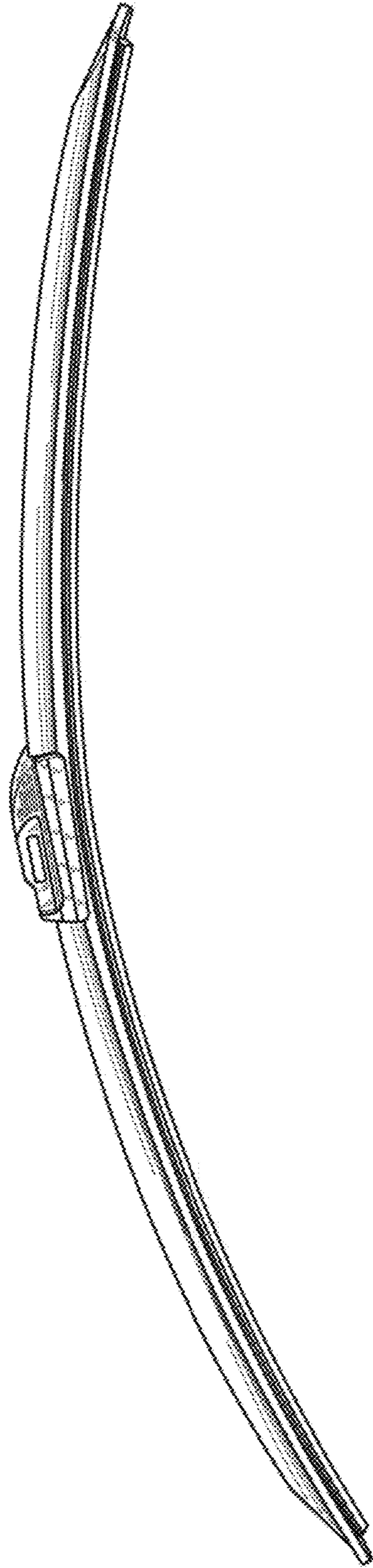


Fig. 7

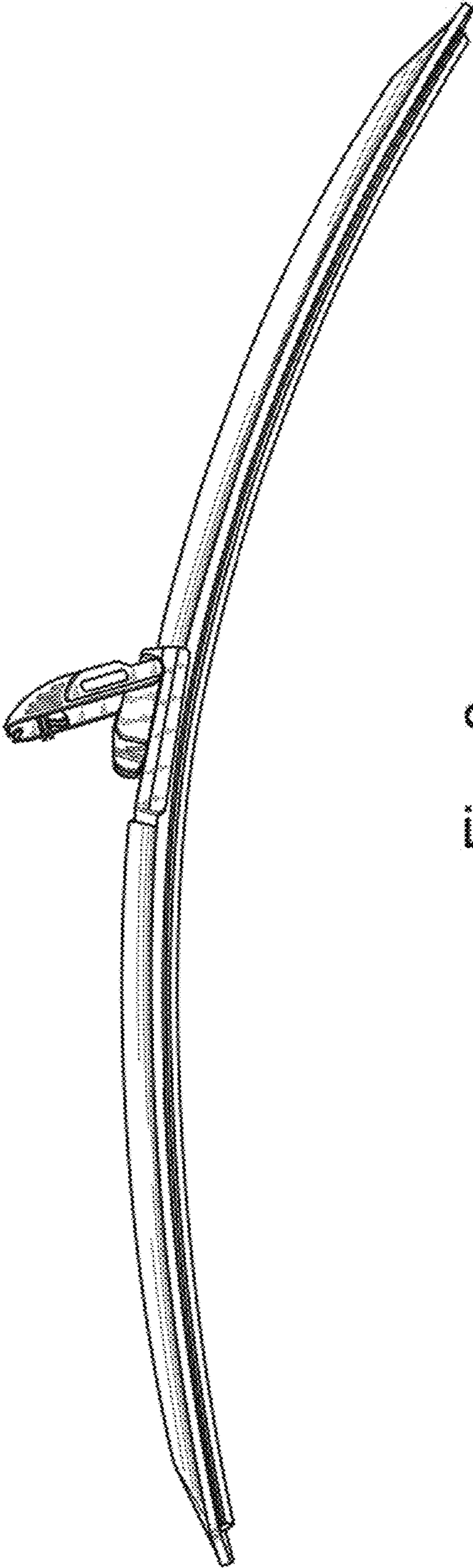


Fig. 8

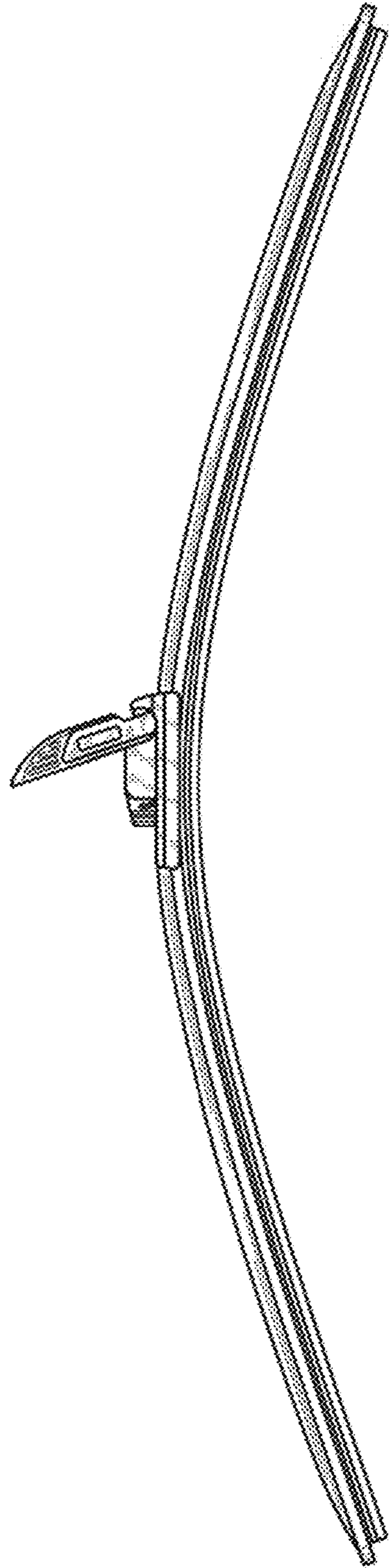


Fig. 9



Fig. 10



Fig. 11



Fig. 12



Fig. 13

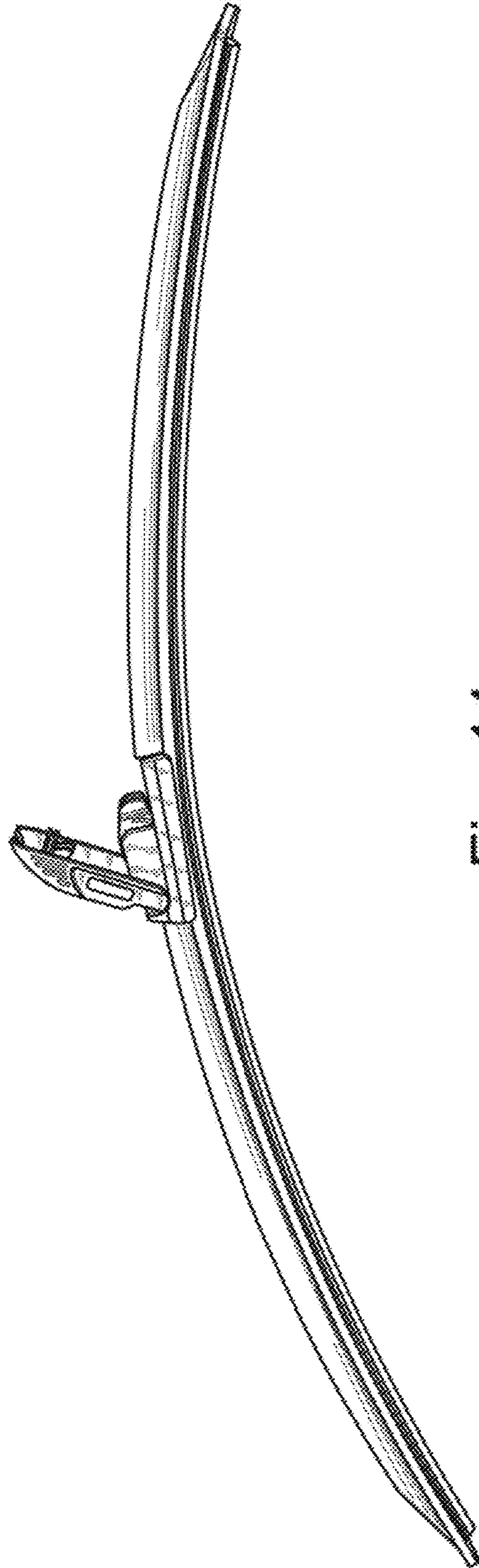


Fig. 14