



US00D894808S

(12) **United States Design Patent**
Rådbrink

(10) **Patent No.:** **US D894,808 S**
(45) **Date of Patent:** **** Sep. 1, 2020**

(54) **SIDE PANEL FOR VEHICLE**
(71) Applicant: **Ningbo Geely Automobile Research & Development Co., Ltd., Ningbo (CN)**
(72) Inventor: **Jon Rådbrink, Gothenburg (SE)**
(73) Assignee: **NINGBO GEELY AUTOMOBILE RESEARCH & DEVELOPMENT CO., Ningbo (CN)**

D633,838 S * 3/2011 Loeb D12/196
D645,387 S * 9/2011 Kumai D12/196
D697,001 S * 1/2014 Loeb B62D 25/02
D12/196
D704,615 S * 5/2014 Mueller B62D 25/02
D12/196

(**) Term: **15 Years**

(Continued)

(21) Appl. No.: **29/659,670**

FOREIGN PATENT DOCUMENTS

(22) Filed: **Aug. 10, 2018**

CH 84306 11/2018
DE 402018100744 11/2018

(30) **Foreign Application Priority Data**

Feb. 13, 2018 (EM) 004706786

(Continued)

(51) **LOC (12) Cl.** **12-16**

(52) **U.S. Cl.**
USPC **D12/196**

(58) **Field of Classification Search**
USPC D12/86, 163-164, 169, 173, 175, 177,
D12/184, 196

OTHER PUBLICATIONS

“MoProAuto Pro Design Series Rush.” Amazon.com, published Jan. 19, 2016 (Retrieved from the Internet Dec. 19, 2109). Internet URL: <https://www.amazon.com/RUSH-2011-2017-Veloster-Color-3M-Metallic/dp/B01ATVM2JQ> (Year: 2016).*

CPC B62D 25/02
See application file for complete search history.

(Continued)

(56) **References Cited**

Primary Examiner — Jack Reickel

Assistant Examiner — Rachel A Voorhies

(74) *Attorney, Agent, or Firm* — Tucker Ellis LLP

U.S. PATENT DOCUMENTS

D512,673 S * 12/2005 Nagashima D12/196
D522,424 S * 6/2006 Nordmann D12/196
D548,662 S * 8/2007 Markefka D12/196
D555,560 S * 11/2007 Sinkwitz D12/196
D558,653 S * 1/2008 Leclercq D12/184
D592,117 S * 5/2009 Ward D12/196
D597,004 S * 7/2009 Habib D12/184
D605,101 S * 12/2009 Mueller D12/196
D605,572 S * 12/2009 Ward D12/196
D614,105 S * 4/2010 Elliott D12/169
D620,414 S * 7/2010 Froehlich D12/184


(57) **CLAIM**

The ornamental design for a side space panel for vehicle, as shown and described.

DESCRIPTION

FIG. 1 is a front-left perspective view of a side panel for vehicle showing my new design;
FIG. 2 is a front-top perspective view thereof;
FIG. 3 is a front view thereof;
FIG. 4 is a rear view thereof;
FIG. 5 is a right side view thereof;
FIG. 6 is a left side view thereof; and,
FIG. 7 is a top view thereof.

1 Claim, 6 Drawing Sheets



(56)

References Cited

U.S. PATENT DOCUMENTS

D729,718 S * 5/2015 Burki D12/196
 D730,258 S * 5/2015 Burki D12/196
 D766,151 S * 9/2016 Faghihzadeh D12/196
 D777,634 S * 1/2017 Faghihzadeh D12/196
 D826,810 S * 8/2018 Simm D12/184
 D836,029 S 12/2018 Leong
 D836,030 S 12/2018 Razaghi
 D856,236 S * 8/2019 Buckingham D12/196
 D856,237 S * 8/2019 Ojea D12/196
 D856,239 S * 8/2019 Smith D12/196
 D859,249 S * 9/2019 Forschner B60J 5/0477
 D12/184
 D860,089 S * 9/2019 Kezha B62D 25/02
 D12/196
 2003/0006629 A1 * 1/2003 Kimura B60J 5/0477
 296/203.03
 2011/0233970 A1 * 9/2011 Nagai B62D 25/02
 296/203.03
 2012/0200119 A1 * 8/2012 Juettner B62D 25/02
 296/193.05
 2012/0272707 A1 * 11/2012 Tsuchiya B21D 22/02
 72/324
 2017/0305470 A1 * 10/2017 Sato B62D 25/02

FOREIGN PATENT DOCUMENTS

EM DM/089954 2/2018
 EM DM/092114 2/2018
 EM 003816255-0001 5/2018

EM 003816255-0002 5/2018
 EM 003816255-0003 5/2018
 EM 003816255-0004 5/2018
 EM 003816255-0005 5/2018
 EM 003816255-0006 5/2018
 EM 003816255-0007 5/2018
 EM 003816255-0008 5/2018
 EM 003816255-0009 5/2018
 EM 003816255-00010 5/2018
 EM 003816255-00011 5/2018
 EM 003816255-00012 5/2018
 EM 003816255-00013 5/2018
 EM 003816255-00014 5/2018
 EM 003816255-00015 5/2018
 EM 003816255-00016 5/2018
 EM 003816255-00017 5/2018
 EM 003816255-00018 5/2018
 EM 003816255-00019 5/2018
 EM 003816255-00020 5/2018
 EM 003816255-00021 5/2018
 EM 004707552-0001 10/2018

OTHER PUBLICATIONS

Super Admin. "Auto Body Repair of a Toyota Camry Quarter Panel." Car Smart Collision, published Nov. 2, 2016 (Retrieved from the Internet Dec. 9, 2019). Internet URL: <www.carsmartcollision.com/blog/auto_body_repair_1062/> (Year: 2016).*

* cited by examiner




FIG. 1




FIG. 2

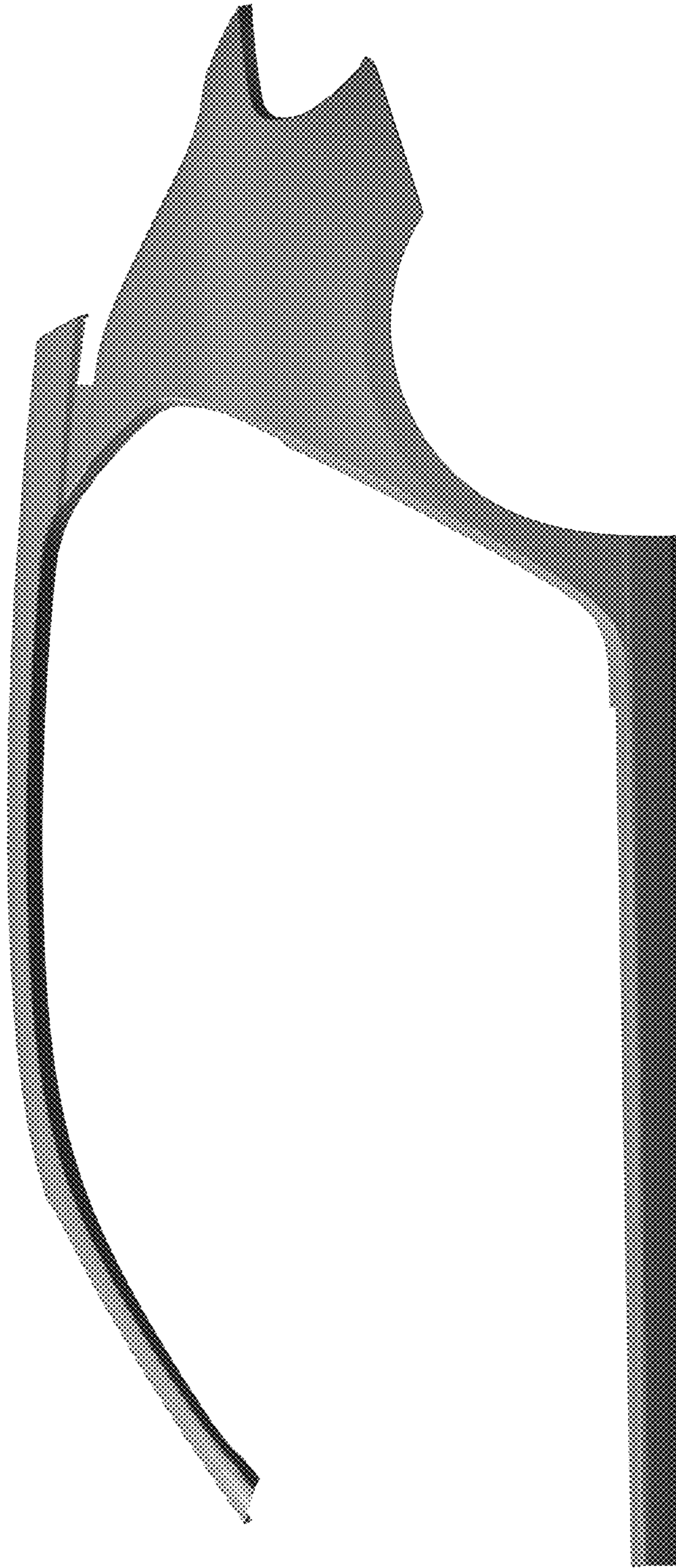


FIG. 3

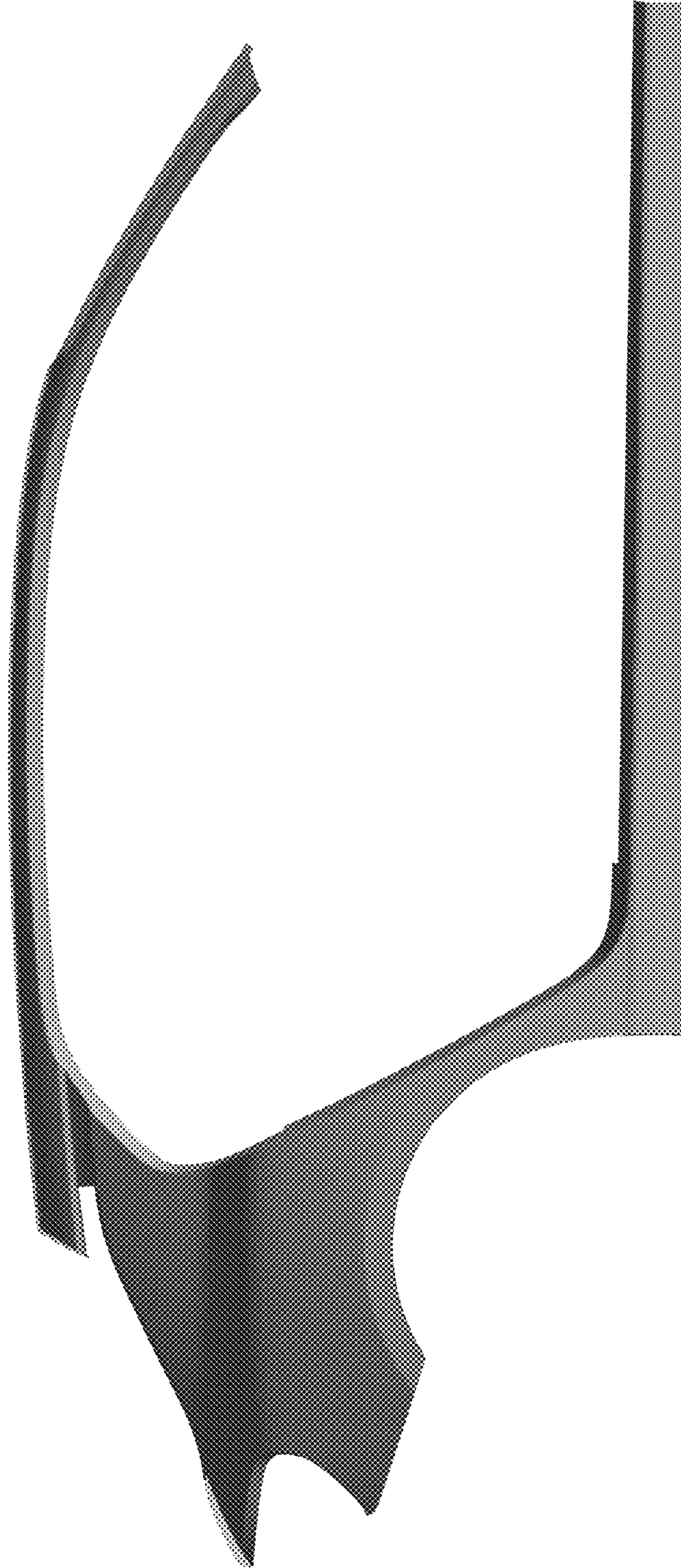


FIG. 4




FIG. 5




FIG. 6




FIG. 7