



US00D894756S

(12) **United States Design Patent** (10) **Patent No.:** **US D894,756 S**
Coon (45) **Date of Patent:** **** Sep. 1, 2020**

(54) **BEVERAGE CONTAINER HAVING A TRANSPARENT CRYSTAL MOUNT HOLDING A CRYSTAL**

(71) Applicant: **Dylan Coon**, Lehi, UT (US)

(72) Inventor: **Dylan Coon**, Lehi, UT (US)

(**) Term: **15 Years**

(21) Appl. No.: **29/681,251**

(22) Filed: **Feb. 22, 2019**

Related U.S. Application Data

(63) Continuation-in-part of application No. 29/674,716, filed on Dec. 24, 2018.

(51) **LOC (12) Cl.** **09-03**

(52) **U.S. Cl.**
USPC **D9/719; D7/507**

(58) **Field of Classification Search**
USPC D9/504, 529, 531, 534, 535, 540, 719;
D7/510, 511, 536
CPC A47G 19/22; A47G 19/2205; A47G
19/2266; A47J 41/02; B65D 47/066
See application file for complete search history.

(56) **References Cited**

U.S. PATENT DOCUMENTS

D160,876 S	11/1950	Mesi	
D289,143 S	4/1987	Guillaume	
D320,347 S	10/1991	Lucarelli	
D320,469 S	10/1991	Hoenig	
5,282,541 A	2/1994	Chen	
D362,598 S	9/1995	Kibbe	
D376,979 S	12/1996	Davidson, III	
D469,664 S	2/2003	Marks	
D478,511 S	8/2003	Reynolds	
D490,652 S	6/2004	Xiang	
D505,831 S	6/2005	Liu	
D517,411 S *	3/2006	Okimoto	D11/152

D560,097 S	1/2008	Shen	
D570,648 S	6/2008	Bodum	
D580,066 S	11/2008	Tilbury	
D606,661 S	12/2009	Colombo	
D607,748 S	1/2010	Schmidt	
D627,602 S	11/2010	Eyal	
D631,701 S	2/2011	Flick	
D639,114 S	6/2011	Swinford et al.	
D639,663 S	6/2011	Llerena	
D650,294 S *	12/2011	Foster	D9/719
D652,722 S *	1/2012	Robertson	D9/504
D656,823 S	4/2012	Kriegel	

(Continued)

OTHER PUBLICATIONS

<https://www.mysticwish.co.uk/crystals/crystal-infused-water-bottles-top-step-by-step-guide/> (at least as early as Aug. 2018).

(Continued)

Primary Examiner — Lauren R Calve

(74) *Attorney, Agent, or Firm* — Bateman IP

(57) **CLAIM**

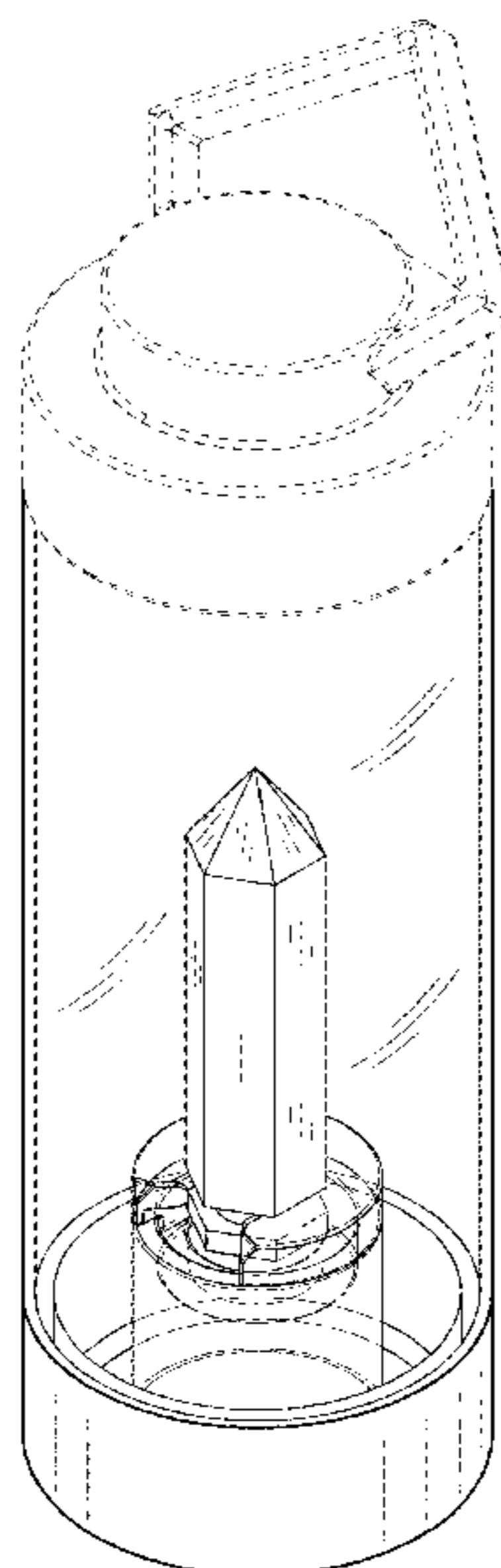
The ornamental design for a beverage container having a transparent crystal mount holding a crystal, substantially as shown and described.

DESCRIPTION

FIG. 1 is a front perspective view of a beverage container having a transparent crystal mount holding a crystal; FIG. 2 is a front elevational view thereof; FIG. 3 is a rear elevational view thereof; FIG. 4 is a right elevational view thereof; FIG. 5 is a left elevational view thereof; FIG. 6 is a top plan view thereof; and, FIG. 7 is a bottom plan view thereof.

The broken lines shown in the drawings depict portions of the beverage bottle that form no part of the claimed design.

1 Claim, 7 Drawing Sheets



(56)

References Cited

U.S. PATENT DOCUMENTS

D683,184 S 5/2013 Lin
 D700,014 S 2/2014 Zeanah
 D709,322 S 7/2014 Ross
 D709,329 S 7/2014 Ross
 D722,113 S 2/2015 Knight
 D726,498 S 4/2015 Bukhari et al.
 D726,499 S 4/2015 Kim et al.
 D727,682 S * 4/2015 Madvin D7/397
 9,010,953 B1 4/2015 Wells
 D729,579 S * 5/2015 Molayem D7/507
 D731,244 S 6/2015 Kohl
 D741,655 S 10/2015 Whelan
 D742,174 S * 11/2015 Roth D7/300.2
 D747,619 S 1/2016 Hampton
 D747,924 S * 1/2016 Roth D23/207
 D753,442 S 4/2016 Weernink
 D757,375 S 5/2016 Salais
 D763,086 S 8/2016 Kalagher
 D767,339 S 9/2016 Chitayat et al.
 D770,848 S 11/2016 Wilson et al.
 D776,483 S 1/2017 Chitayat et al.
 D777,517 S 1/2017 Anzalone et al.
 D778,675 S 2/2017 Shi
 D784,765 S 4/2017 Yao
 D788,529 S 6/2017 Chitayat et al.
 D813,678 S * 3/2018 Kalagher D9/504
 D818,775 S * 5/2018 Woodruff D7/510

D820,043 S 6/2018 Leslie-Shattenkirk
 D829,053 S 9/2018 Leslie-Shattenkirk
 D832,049 S * 10/2018 Christener D7/507
 2008/0251063 A1 * 10/2008 Palena A47J 36/2416
 126/263.09
 2009/0080180 A1 3/2009 Bertken
 2014/0008311 A1 * 1/2014 Weston B01D 29/0072
 210/808
 2015/0291312 A1 10/2015 Kalagher

OTHER PUBLICATIONS

U.S. Appl. No. 62/794,760, filed Jan. 21, 2019 (inventor Dylan Coon).
 Design U.S. Appl. No. 29/672,614, filed Dec. 6, 2018 (inventor Dylan Coon).
 Design U.S. Appl. No. 29/674,716, filed Dec. 24, 2018 (inventor Dylan Coon).
 Design U.S. Appl. No. 29/686,285, filed Apr. 3, 2019 (inventor Dylan Coon).
 Design U.S. Appl. No. 29/694,347, filed Jun. 10, 2019 (inventor Dylan Coon).
 Design U.S. Appl. No. 29/711,065, filed Oct. 28, 2019 (inventor Dylan Coon).
 Design U.S. Appl. No. 29/693,334, filed May 31, 2019 (inventor Dylan Coon).

* cited by examiner

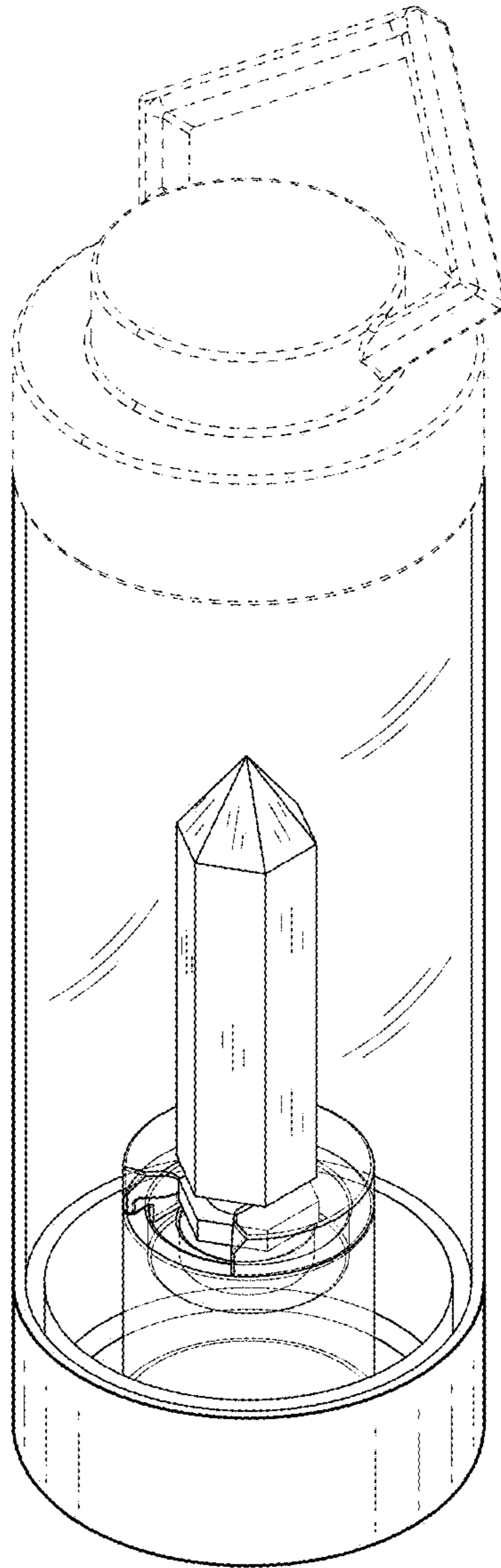


FIG. 1

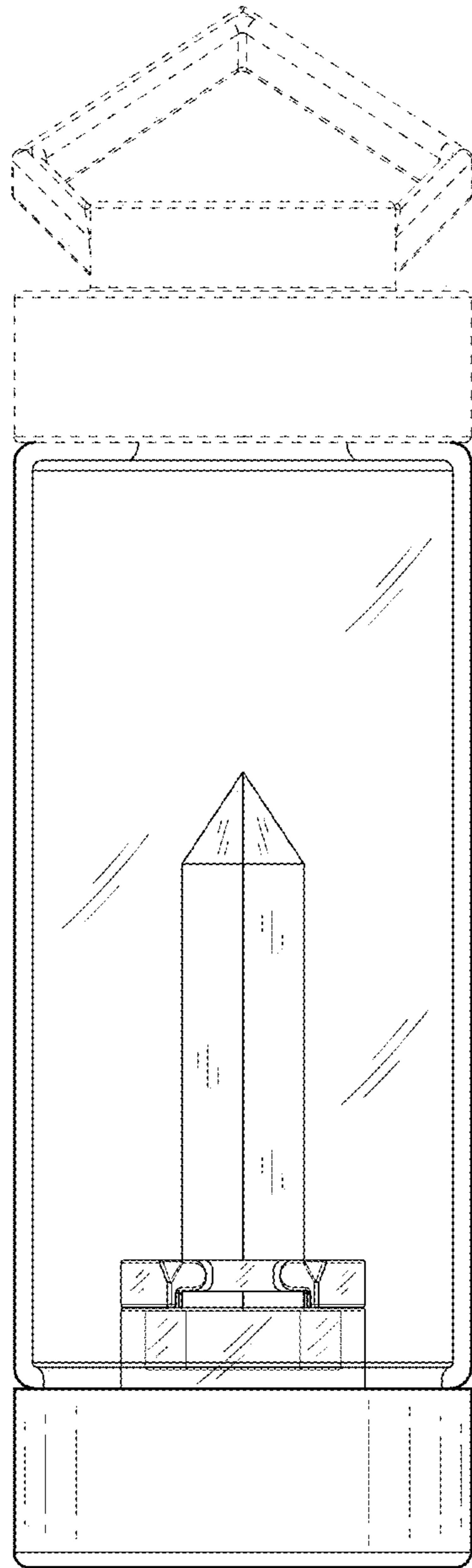


FIG. 2

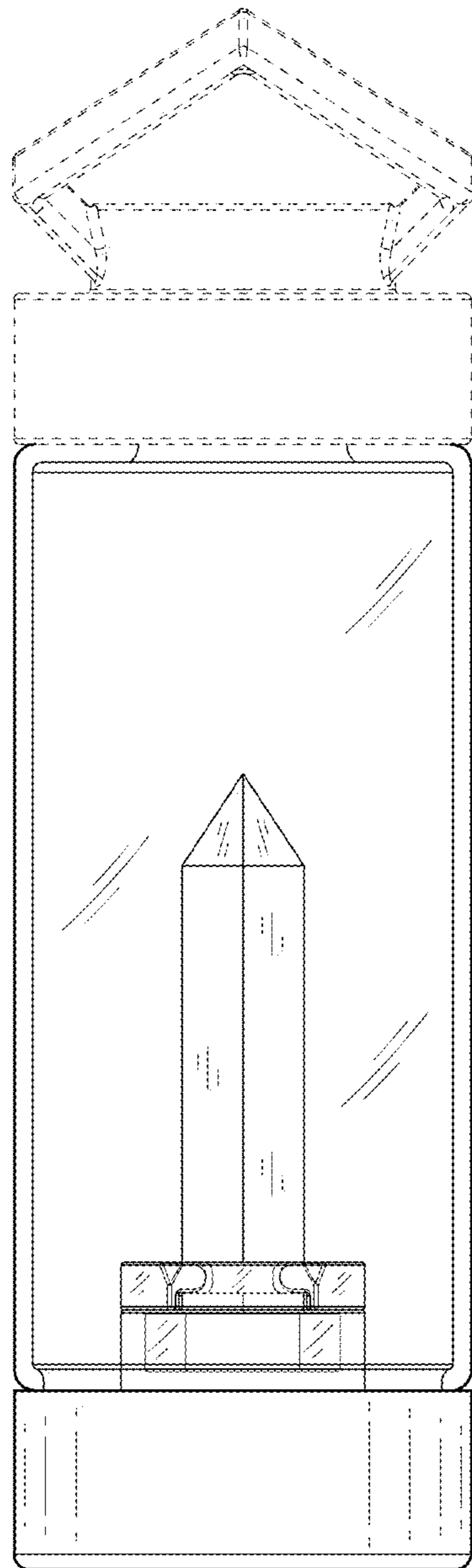


FIG. 3

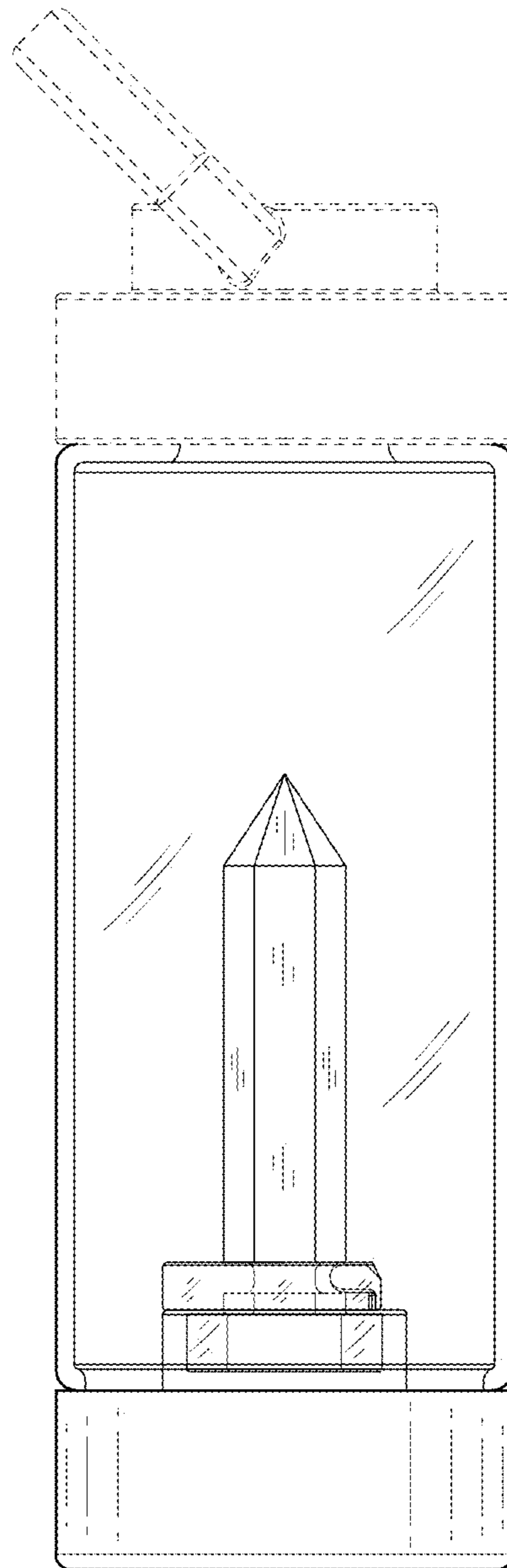


FIG. 4

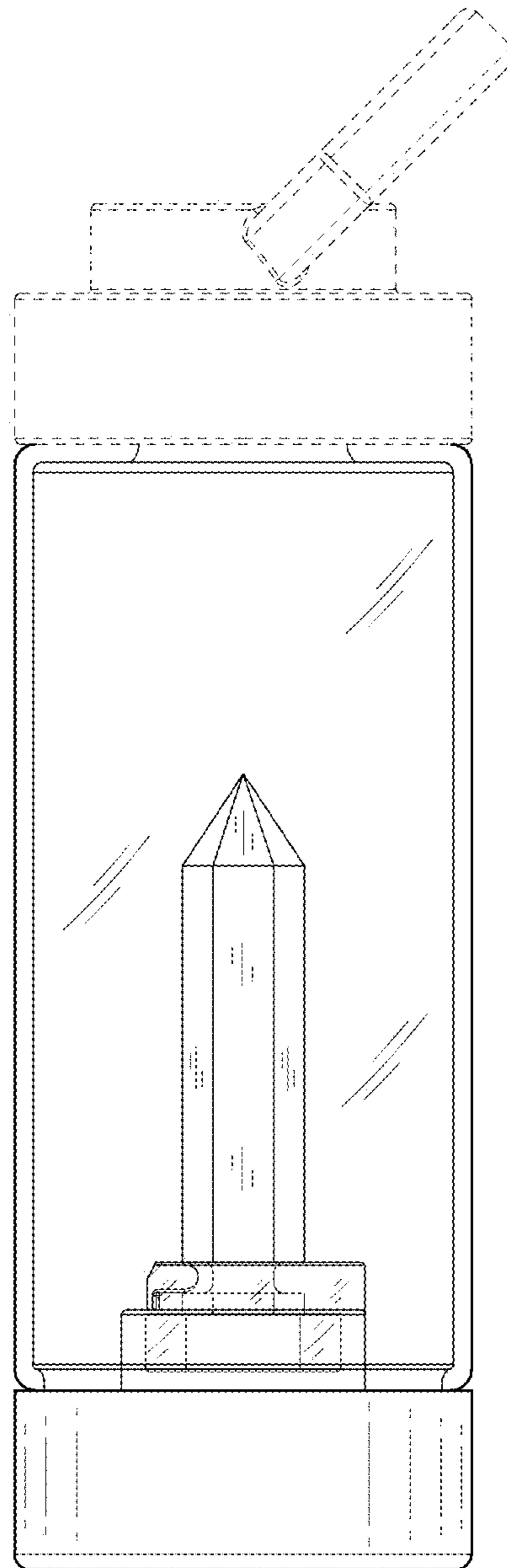


FIG. 5

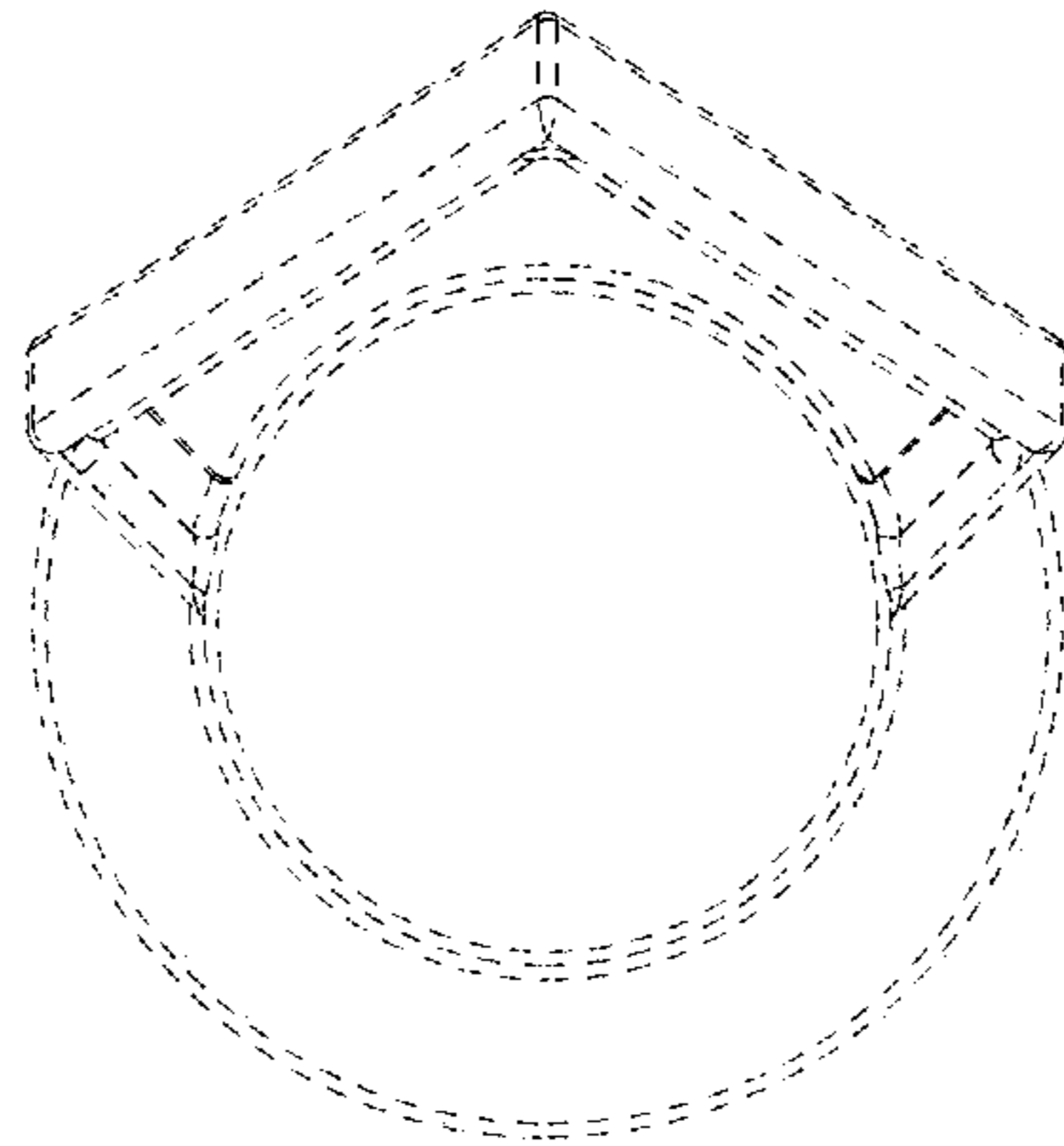


FIG. 6

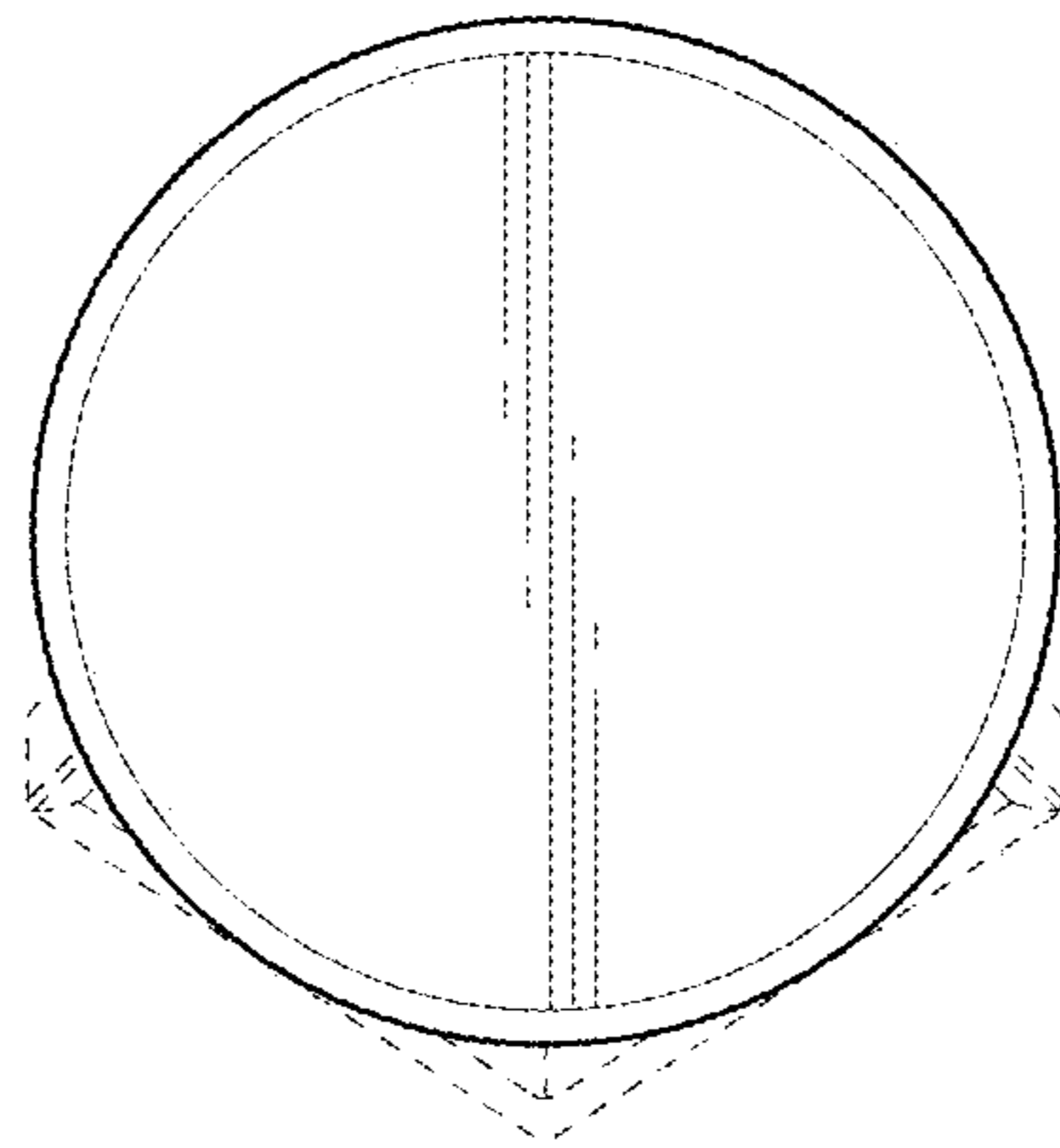


FIG. 7