



US00D894743S

(12) **United States Design Patent** (10) **Patent No.:** **US D894,743 S**
Veldhuis (45) **Date of Patent:** **** Sep. 1, 2020**

(54) **CONTAINER FOR FLUID**

(56) **References Cited**

(71) Applicant: **Bark Innovations B.V.**, Eerbeek (NL)

U.S. PATENT DOCUMENTS

(72) Inventor: **Jorn Veldhuis**, Eerbeek (NL)

D165,984 S 2/1952 Konefes
D224,701 S 9/1972 Wright et al.
D226,168 S 1/1973 Muscatiello
D246,156 S 10/1977 Muscatiello et al.

(73) Assignee: **Bark Innovations B.V.**, Eerbeek (NL)

D302,521 S 8/1989 Grinde
4,856,685 A 8/1989 Gaffney
D307,553 S 5/1990 Matthews et al.

(**) Term: **15 Years**

D471,461 S 3/2003 McGowan
D473,794 S 4/2003 Ouillette et al.

(21) Appl. No.: **29/615,368**

D553,990 S 10/2007 Muhlhausen

(22) Filed: **Aug. 29, 2017**

D565,415 S 4/2008 Lablaine

D590,262 S 4/2009 Watson et al.

D650,710 S 12/2011 Laucella

D656,030 S 3/2012 Lee et al.

D693,691 S 11/2013 Nachtsheim et al.

D726,014 S 4/2015 Gomez

D820,092 S 6/2018 Tatievski

D824,767 S * 8/2018 Murphy D9/528

D828,166 S * 9/2018 Cowan-Hughes D9/523

D828,167 S * 9/2018 Tsukada D9/523

D828,168 S * 9/2018 Cowan-Hughes D9/528

D828,169 S * 9/2018 Cowan-Hughes D9/528

D835,991 S * 12/2018 Veldhuis D9/523

* cited by examiner

Related U.S. Application Data

(62) Division of application No. 35/501,249, filed on Apr. 8, 2016 (U.S. filing date under 35 U.S.C. 384), and having an international filing date of Apr. 8, 2016, now Pat. No. Des. 835,991.

Primary Examiner — Keli L Hill
(74) *Attorney, Agent, or Firm* — Woodard, Emhardt, Henry, Reeves & Wagner, LLP

(51) **LOC (12) Cl.** **09-01**

(52) **U.S. Cl.**
USPC **D9/528**

(57) **CLAIM**

The ornamental design for a container for fluid, as shown and described.

(58) **Field of Classification Search**

USPC D9/516, 522, 523, 528, 530, 531, 541, D9/543, 547, 549, 551, 552, 554, 556, D9/557, 559, 560, 565, 567, 569-572, D9/575

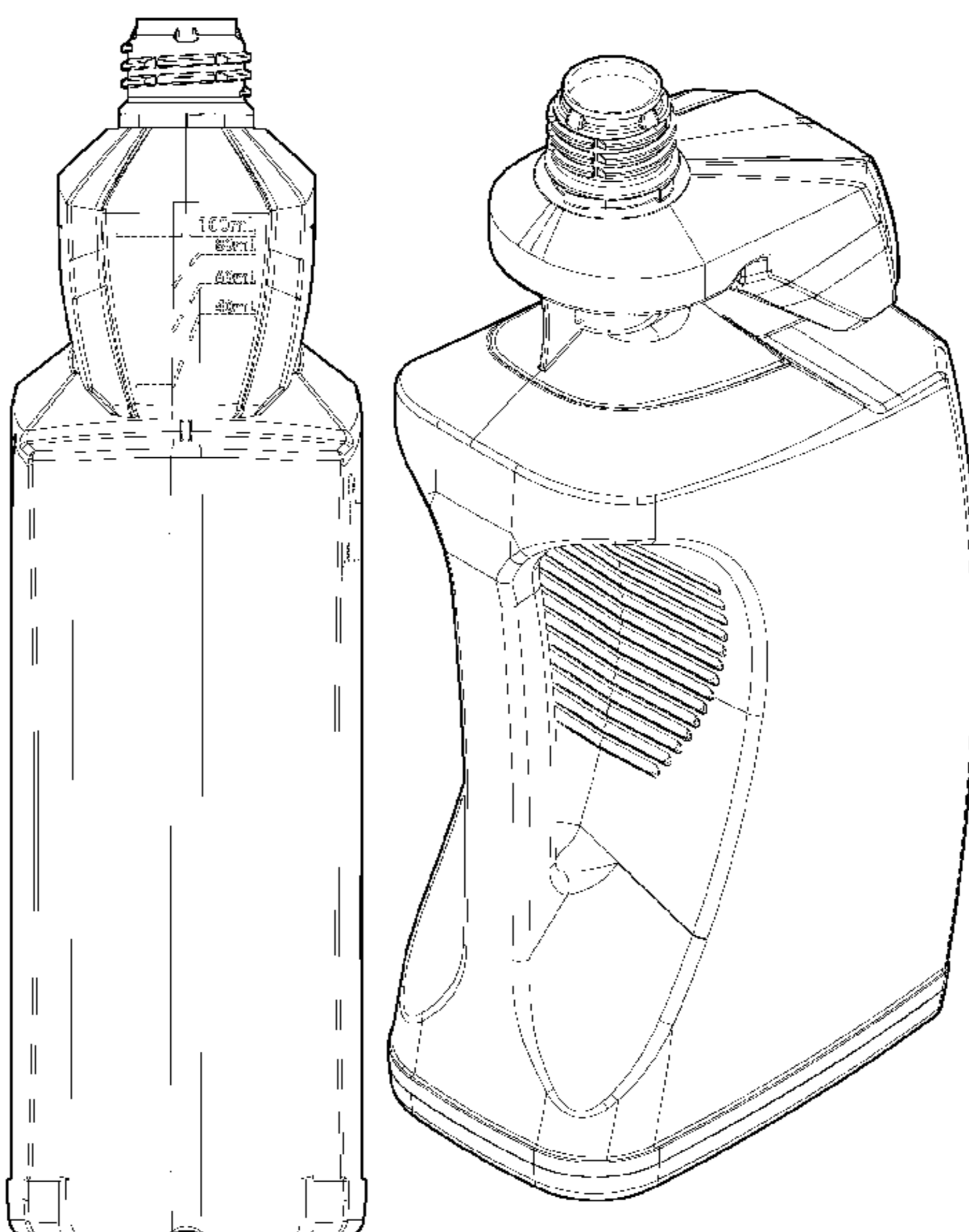
DESCRIPTION

FIG. 1 is a front view;
FIG. 2 is a rear view thereof;
FIG. 3 is a side view thereof; and,
FIG. 4 is a perspective view thereof.
The broken lines illustrate portions of the container for fluid that form no part of the claimed design.

CPC A23B 7/148; A23L 3/2418; A47G 1/001; B65D 65/04; B65D 65/14; B65D 65/22; B65D 75/08; B65D 75/322; B65D 77/08; B65D 77/225; B65D 81/3461; B65D 85/36; B65D 85/60; B65D 85/2101; B65D 85/0015; B65D 2205/00; B65D 2543/00296; B65D 2543/00694; B65D 2543/00805; B65D 2571/0066; B65D 2585/36

See application file for complete search history.

1 Claim, 4 Drawing Sheets






Fig. 1

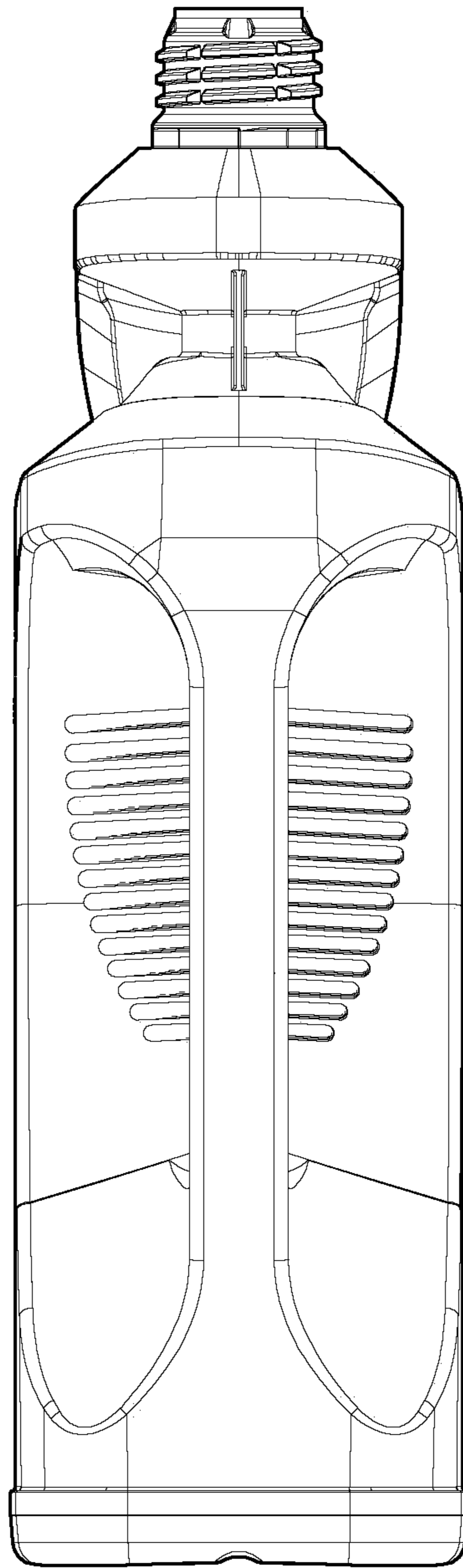


Fig. 2

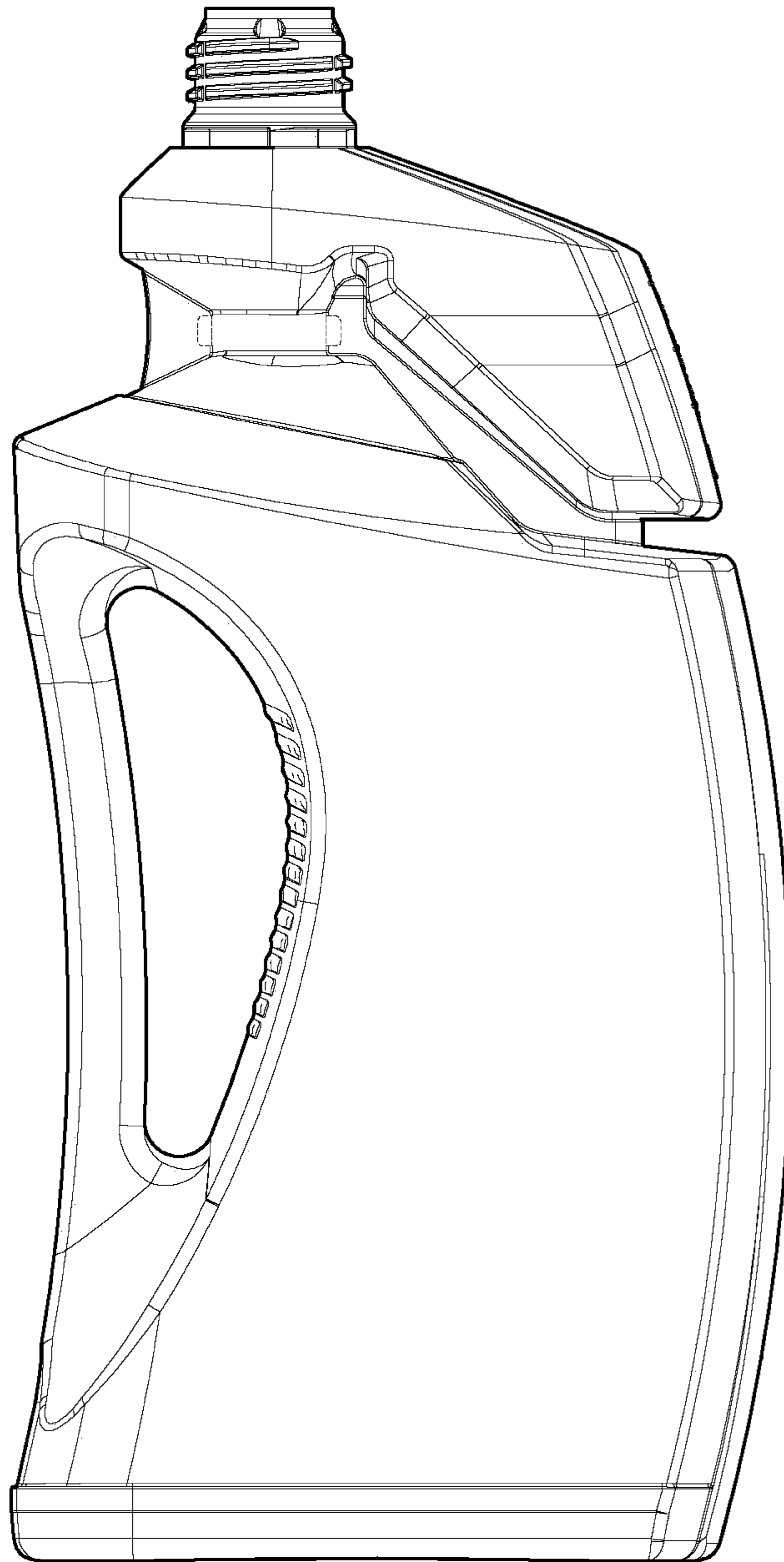


Fig. 3

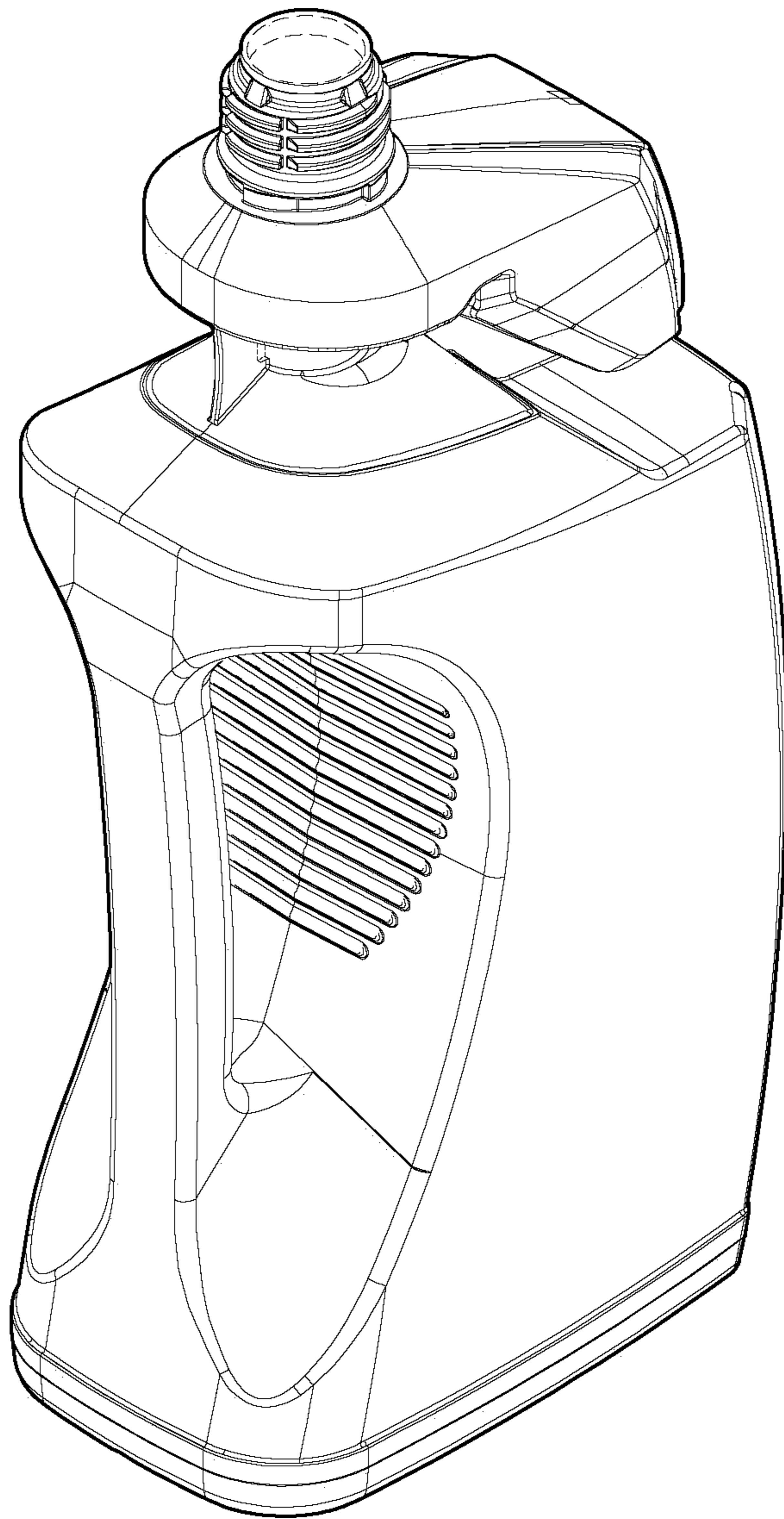


Fig. 4