



US00D894726S

(12) **United States Design Patent** (10) **Patent No.:** **US D894,726 S**
Witherbee et al. (45) **Date of Patent:** **** Sep. 1, 2020**

(54) **PIPE SADDLE** D326,927 S 6/1992 Catalina
D363,016 S 10/1995 Sipprelle, III et al.
(71) Applicant: **Eaton Intelligent Power Limited,** D364,555 S 11/1995 Neiert
Dublin (IE) D375,453 S 11/1996 Fleck
5,642,557 A 7/1997 Clews
(72) Inventors: **Martin Lee Witherbee,** Godfrey, IL 5,816,684 A * 10/1998 Yu F21V 21/06
(US); **Robert John Reese,** 362/191
Edwardsville, IL (US) D426,577 S 6/2000 Mackey et al.
D438,453 S 3/2001 Nelson et al.
6,224,025 B1 5/2001 Alvarez
(73) Assignee: **Eaton Intelligent Power Limited,** D443,198 S 6/2001 Snyder
Dublin (IE) D473,128 S 4/2003 Costa
6,691,742 B1 * 2/2004 Cooper F16L 3/14
138/106
(**) Term: **15 Years** D550,540 S * 9/2007 Nawrocki D8/354
D554,978 S * 11/2007 Radke D8/354
(21) Appl. No.: **29/703,357** D561,552 S 2/2008 Tsuchida
(22) Filed: **Aug. 27, 2019** (Continued)

Related U.S. Application Data

(62) Division of application No. 29/656,662, filed on Jul. 15, 2018.
(51) **LOC (12) Cl.** **08-08**
(52) **U.S. Cl.**
USPC **D8/396**
(58) **Field of Classification Search**
USPC D8/394-399, 354, 355, 356, 59, 71-74;
D7/683, 685, 686; D15/140; D24/143;
D6/684; 248/62, 63, 72, 74.1, 689,
248/124.2; 81/487, 385, 386, 388-390;
269/3, 4, 6, 143, 165, 240, 243, 246-249,
269/254 R, 147-149; 29/256, 257, 276;
408/103, 104-109
CPC B25B 1/00; B25B 5/00; B25B 1/2478;
B25B 1/103; B25B 1/22; B25B 1/2405;
B25B 1/2457
See application file for complete search history.

(56) **References Cited**

U.S. PATENT DOCUMENTS

D228,738 S * 10/1973 Rubin de Cervin D8/394
D306,553 S 3/1990 Rumpel

FOREIGN PATENT DOCUMENTS

WO 2017173047 A1 10/2017
Primary Examiner — Nathan M Johnston
(74) *Attorney, Agent, or Firm* — Stinson LLP

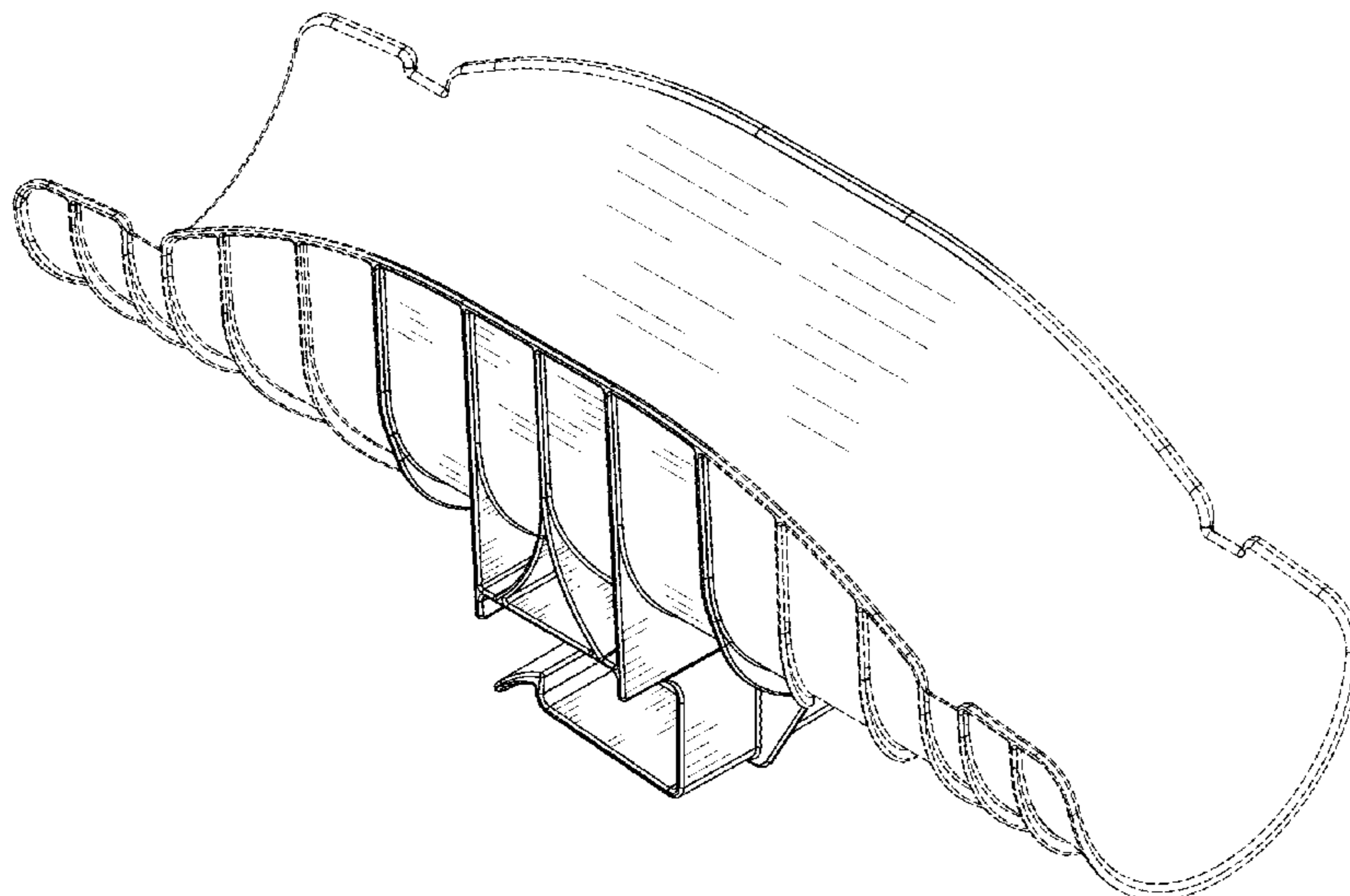
(57) **CLAIM**

The ornamental design for a pipe saddle, as shown and described.

DESCRIPTION

FIG. 1 is a perspective view of a pipe saddle showing our new design;
FIG. 2 is a front elevational view of the pipe saddle, a rear elevational view being a mirror image thereof;
FIG. 3 is a right elevational view of the pipe saddle;
FIG. 4 is a top plan view of the pipe saddle;
FIG. 5 is a bottom plan view of the pipe saddle; and,
FIG. 6 is a left elevational view of the pipe saddle.
The broken lines show portions of the design that form no part of the claimed design.

1 Claim, 6 Drawing Sheets



(56)

References Cited

U.S. PATENT DOCUMENTS

D563,771 S 3/2008 Prechtel et al.
 7,677,505 B2 3/2010 Deichman
 7,744,041 B2 6/2010 Boudreau
 D637,457 S * 5/2011 Thompson D7/600.1
 8,038,105 B2 10/2011 Deichman
 8,074,943 B2 12/2011 Boudreau et al.
 D669,135 S * 10/2012 Garfinkle D20/43
 8,297,561 B1 10/2012 Montplaisir
 D672,004 S * 12/2012 Stracener D22/108
 D691,032 S 10/2013 Chen
 8,763,960 B1 7/2014 Moore et al.
 D712,729 S * 9/2014 Cushing D8/395
 D713,242 S * 9/2014 Magan D8/396
 8,833,705 B2 9/2014 Bragagna et al.
 8,839,546 B2 * 9/2014 Taylor F41C 33/007
 42/107
 8,915,110 B1 12/2014 Moore et al.
 8,919,704 B2 12/2014 Lee et al.
 D736,768 S * 8/2015 Kuwabara D14/344
 D740,110 S * 10/2015 Luoma D8/394
 D747,181 S 1/2016 Hikoyama
 D747,636 S 1/2016 Maher
 D753,468 S 4/2016 Weger
 9,360,139 B1 6/2016 Clement et al.
 D760,583 S 7/2016 Weilage
 D773,696 S * 12/2016 Molinelli D25/136

D782,928 S 4/2017 Takakuwa et al.
 D784,118 S 4/2017 Reddy
 D802,103 S 11/2017 Boudreau et al.
 9,808,845 B2 11/2017 Rebholz et al.
 D808,255 S 1/2018 Pittman
 D810,536 S * 2/2018 Hikoyama D8/72
 9,903,524 B2 2/2018 Lange et al.
 D813,660 S 3/2018 Tyner
 D815,517 S 4/2018 Van Fleet
 D821,188 S 6/2018 Smullen
 D822,455 S * 7/2018 Stahl D8/354
 D822,830 S * 7/2018 Aten D24/128
 D823,095 S * 7/2018 Stahl D8/354
 D824,756 S 8/2018 Fischer et al.
 D830,149 S 10/2018 Pippus
 D830,153 S * 10/2018 Sadofsky D8/354
 D836,428 S * 12/2018 Pittman D8/382
 D838,471 S * 1/2019 Young D3/201
 D854,192 S * 7/2019 Rokvic D25/124
 D868,574 S * 12/2019 Pittman D8/396
 2005/0116129 A1 * 6/2005 Boudreau F16L 3/24
 248/228.7
 2007/0114338 A1 * 5/2007 Boudreau F16L 3/10
 248/58
 2008/0203239 A1 * 8/2008 Deichman F16L 3/1008
 248/58
 2016/0208979 A1 7/2016 Lange et al.
 2017/0015021 A1 1/2017 Botsolas, Jr. et al.
 2017/0284589 A1 10/2017 Boudreau et al.

* cited by examiner

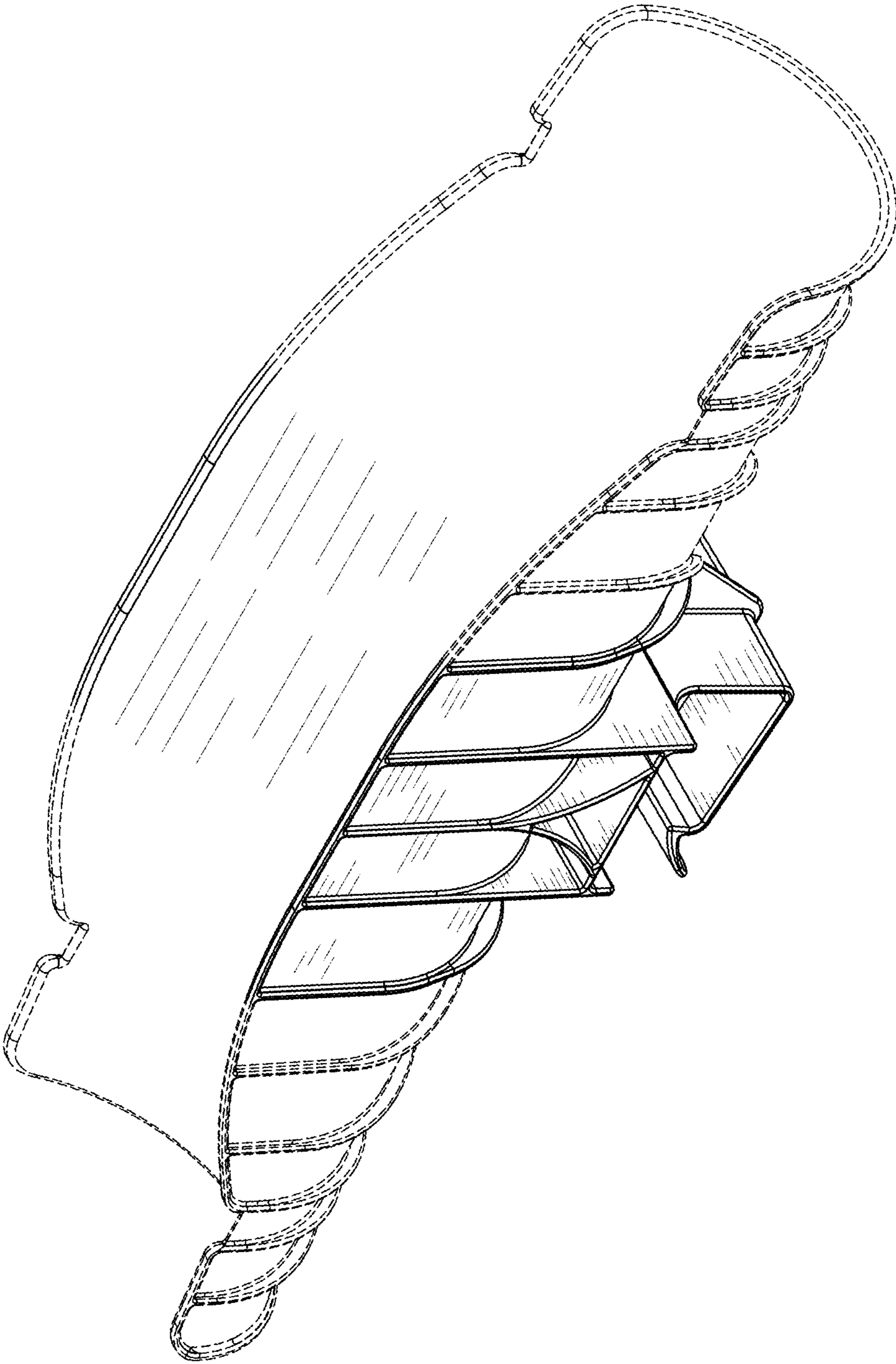


FIG. 1

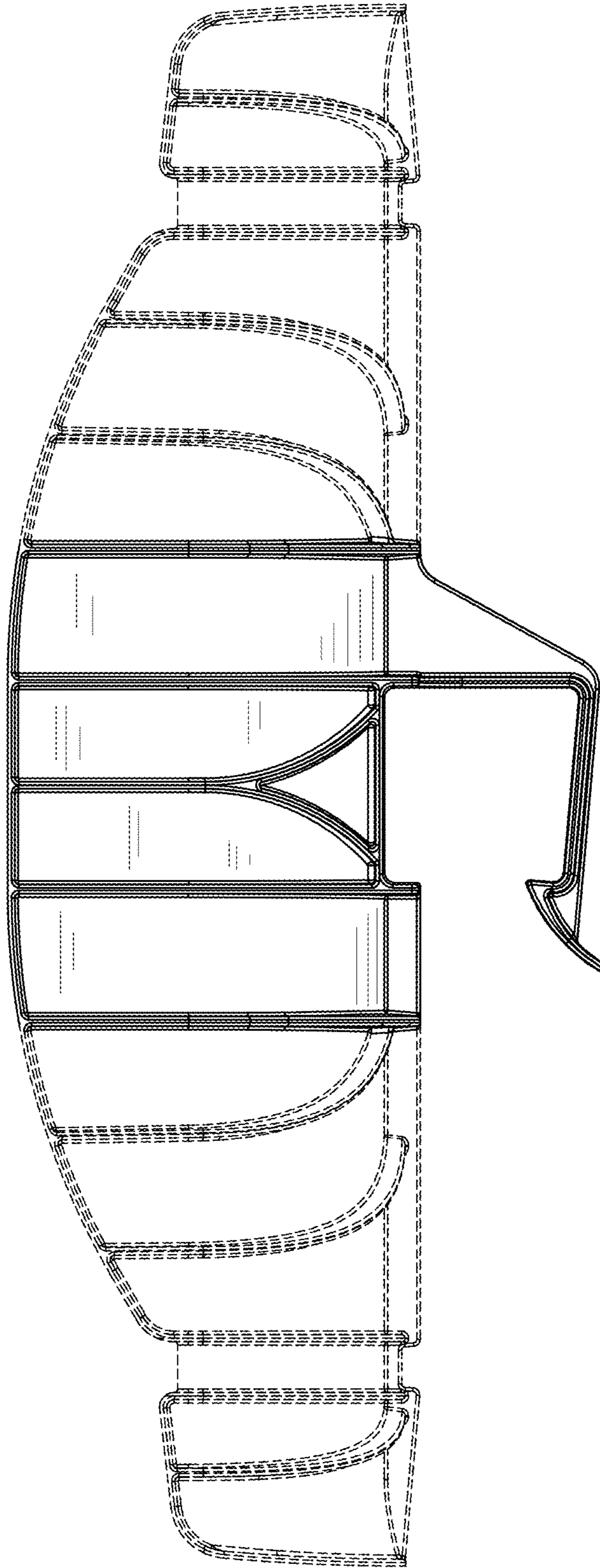


FIG. 2

FIG. 3

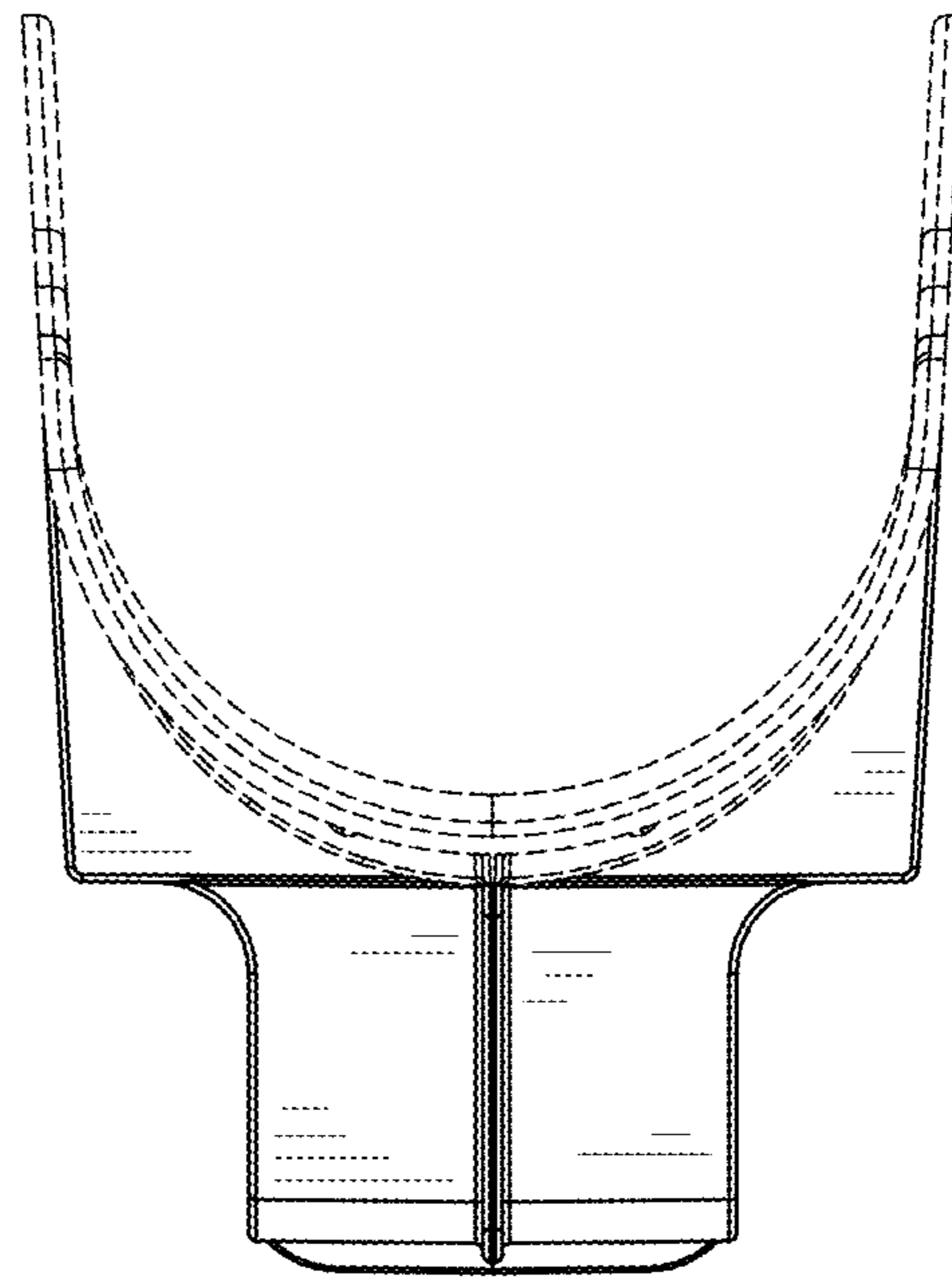



FIG. 4



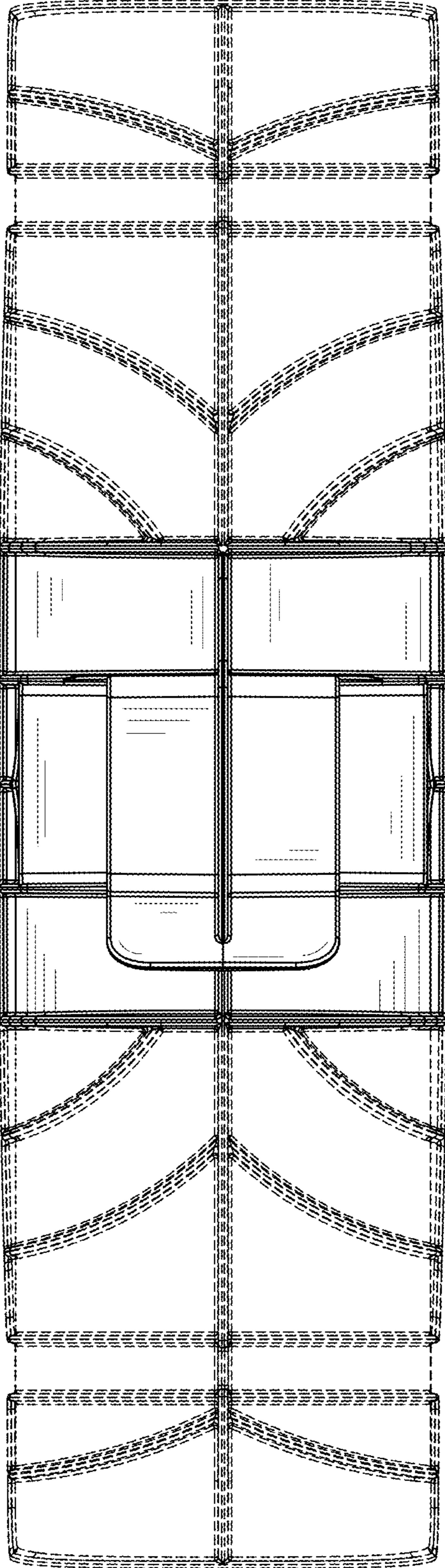


FIG. 5

FIG. 6

