



US00D894711S

(12) **United States Design Patent** (10) **Patent No.:** **US D894,711 S**
Dahill et al. (45) **Date of Patent:** **** Sep. 1, 2020**

- (54) **SCORING KNIFE**
- (71) Applicant: **TTI (MACAO COMMERCIAL OFFSHORE) LIMITED**, Macau (MO)
- (72) Inventors: **Drew A. Dahill**, Pendleton, SC (US);
Nicholas A. Costanzo, Greenville, SC (US)
- (73) Assignee: **TTI (MACAO COMMERCIAL OFFSHORE) LIMITED**, Macau (MO)
- (**) Term: **15 Years**
- (21) Appl. No.: **29/688,432**
- (22) Filed: **Apr. 22, 2019**

4,010,542 A	3/1977	Richardson et al.
D245,831 S	9/1977	West et al.
4,790,388 A	12/1988	Badham
5,458,341 A	10/1995	Forrest
5,636,845 A	6/1997	Newnam
5,979,058 A	11/1999	Henke
6,009,581 A	1/2000	Davis et al.
6,058,539 A	5/2000	Mitford-Taylor
6,415,874 B1	7/2002	Gritzmacher
D486,051 S	2/2004	Parry
D521,331 S	5/2006	Zarb
7,713,151 B2	5/2010	Fulton
7,818,843 B2	10/2010	Kinskey et al.
D639,631 S	6/2011	Kempker
8,250,767 B1	8/2012	Ciccarella et al.
D693,077 S	11/2013	Thompson
D721,557 S	1/2015	Ward
2009/0255132 A1	10/2009	Hoover et al.
2010/0077890 A1	4/2010	Neiser et al.

(Continued)

Related U.S. Application Data

- (63) Continuation of application No. 29/607,846, filed on Jun. 16, 2017, now Pat. No. Des. 851,475.
- (51) **LOC (12) Cl.** **08-03**
- (52) **U.S. Cl.**
USPC **D8/98**
- (58) **Field of Classification Search**
USPC D8/14, 21, 98, 88, 89, 105, 107, 84, 85;
D32/46
CPC ... B26D 3/00; B26D 3/02; B26D 3/06; B26D
3/065; B26D 3/08
See application file for complete search history.

Primary Examiner — Philip S Hyder

(74) *Attorney, Agent, or Firm* — Michael Best & Friedrich LLP

(57) **CLAIM**

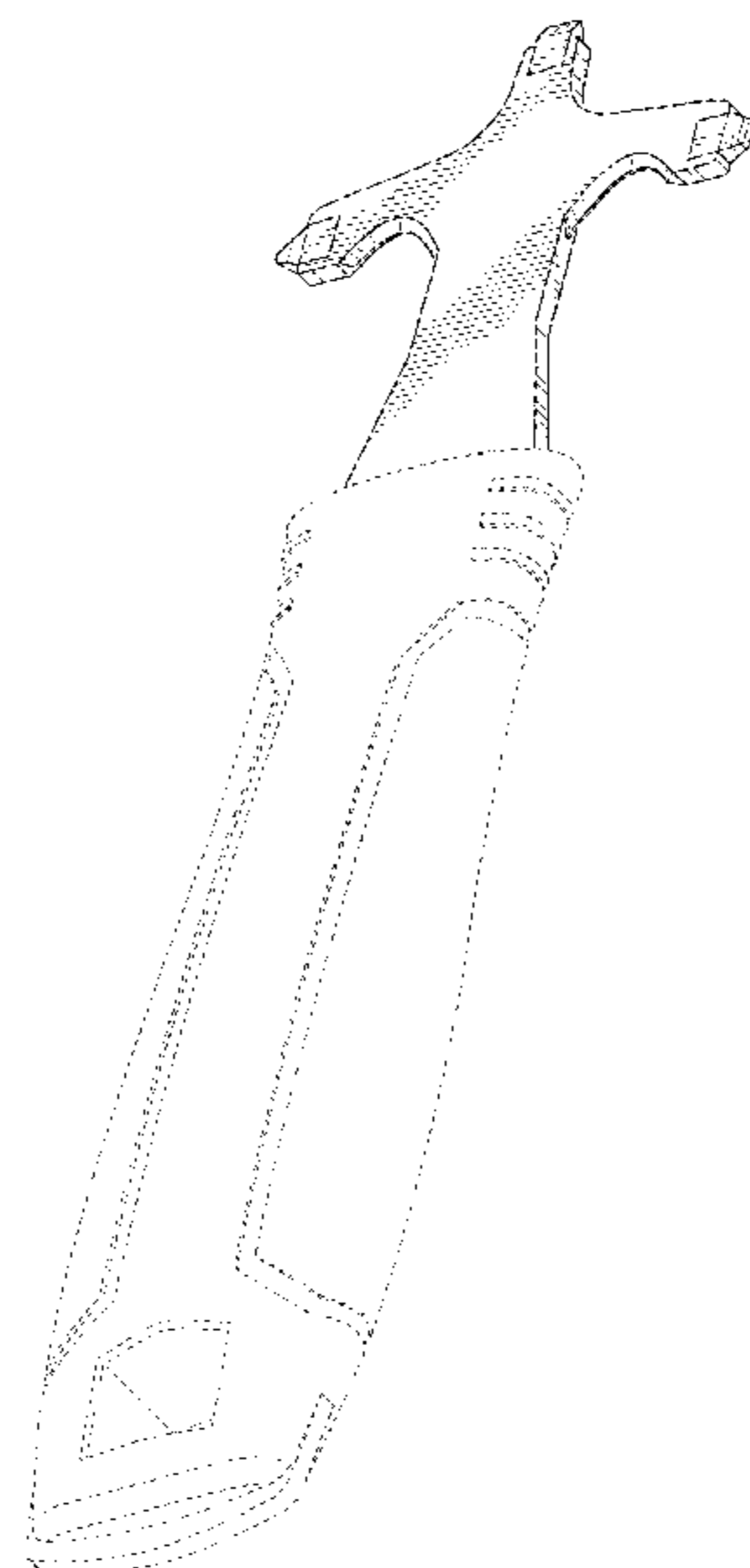
We claim the ornamental design for a scoring knife, as shown.

DESCRIPTION

FIG. 1 is a perspective view of a scoring knife, embodying our new design;
FIG. 2 is a front side view of the scoring knife of FIG. 1.
FIG. 3 is a back side view of the scoring knife of FIG. 1.
FIG. 4 is a left side view of the scoring knife of FIG. 1.
FIG. 5 is a right side view of the scoring knife of FIG. 1.
FIG. 6 is a top side view of the scoring knife of FIG. 1; and,
FIG. 7 is a bottom side view of the scoring knife of FIG. 1.
The broken lines depict portions of the scoring knife in which the design is embodied that are not considered part of the claimed design.

1 Claim, 5 Drawing Sheets

- (56) **References Cited**
U.S. PATENT DOCUMENTS
- | | | |
|-------------|---------|----------|
| 1,777,029 A | 9/1930 | Bradford |
| 2,297,984 A | 10/1942 | Bratcher |
| 2,542,582 A | 2/1951 | Schwork |
| 2,787,204 A | 4/1957 | Leckenby |
| 2,847,758 A | 8/1958 | Kozan |
| 3,355,804 A | 12/1967 | Rothe |
| 3,601,893 A | 8/1971 | Knox |



(56)

References Cited

U.S. PATENT DOCUMENTS

2010/0293796	A1	11/2010	Votolato
2013/0126575	A1	5/2013	Mallet
2014/0068950	A1	3/2014	Taylor
2014/0345146	A1	11/2014	Schekalla
2015/0182091	A1	7/2015	Epting

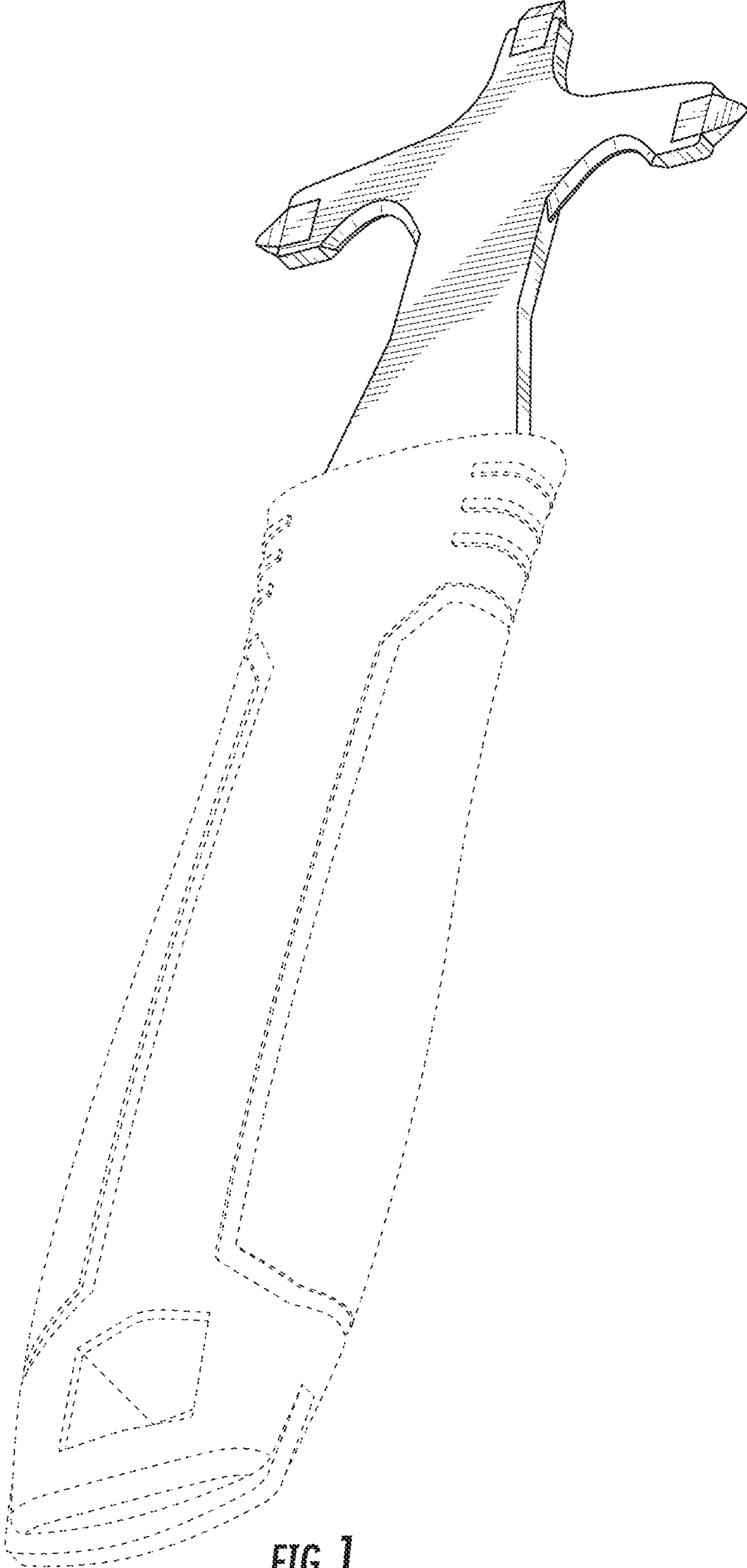


FIG. 1

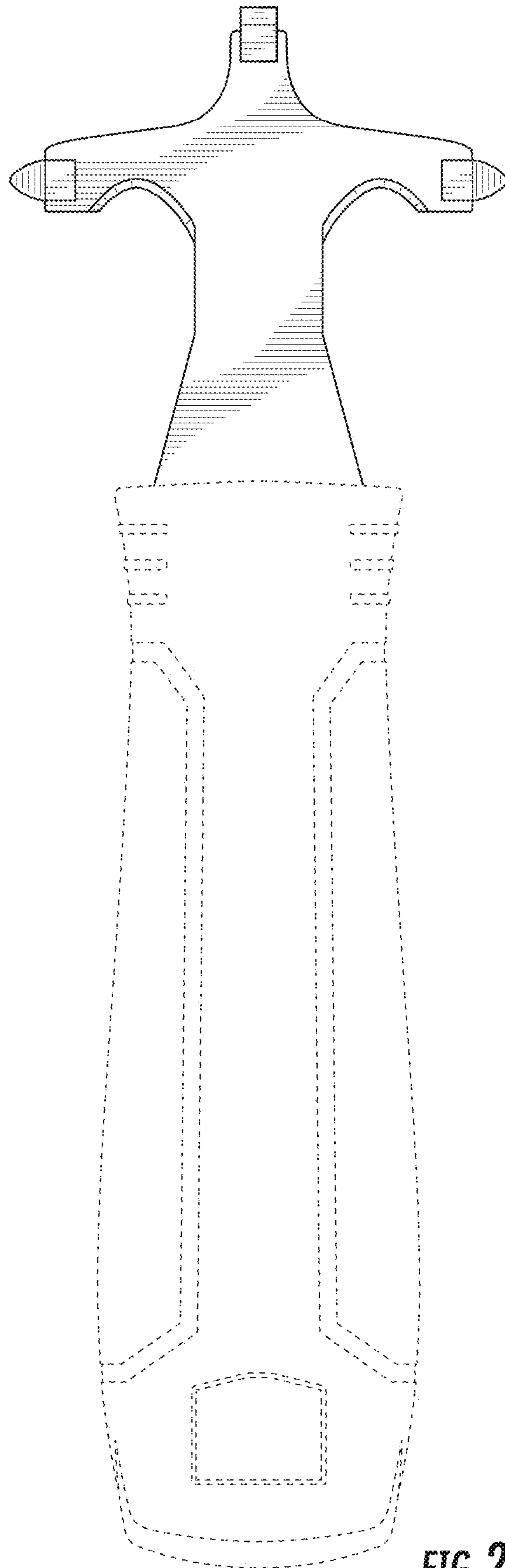


FIG. 2

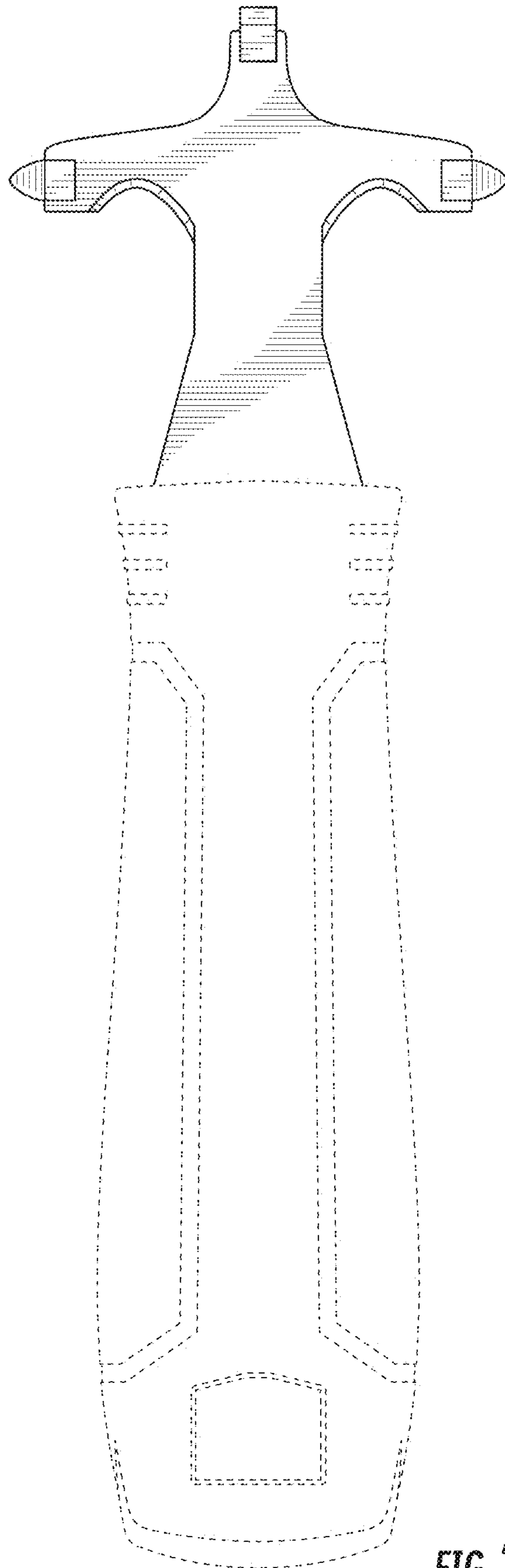


FIG. 3




FIG. 4




FIG. 5

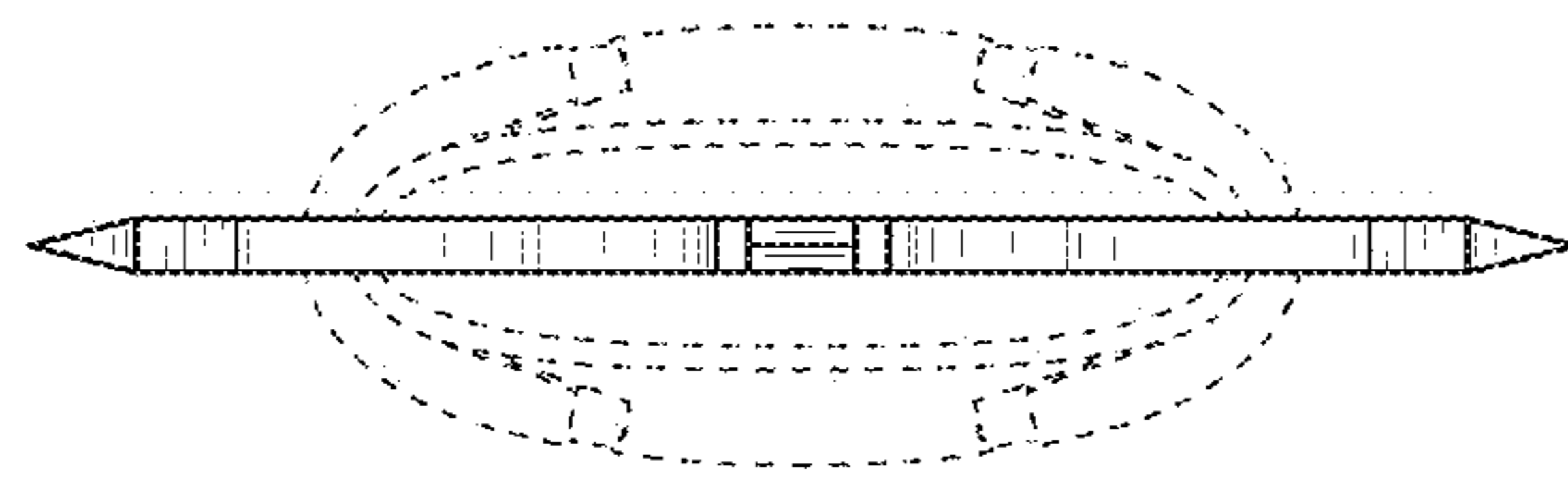


FIG. 6

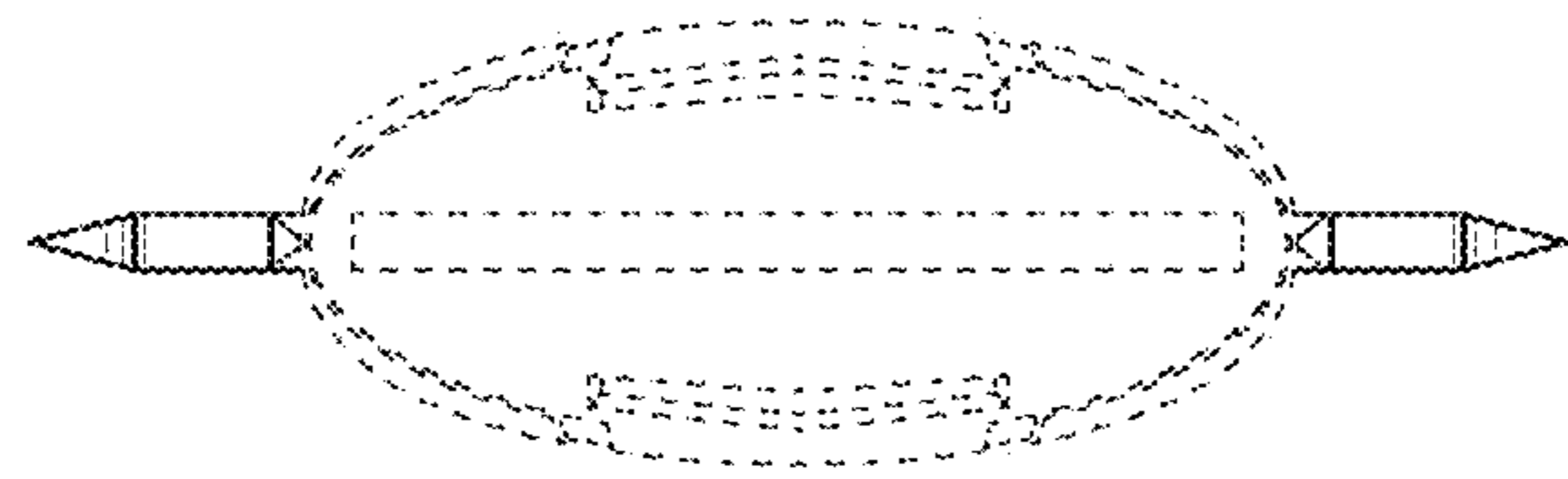


FIG. 7