



US00D894667S

(12) **United States Design Patent** (10) **Patent No.:** **US D894,667 S**  
**Tsai** (45) **Date of Patent:** **\*\* Sep. 1, 2020**

- (54) **POT**
- (71) Applicant: **KE M.O. HOUSE CO., LTD.**,  
Shenzhen (CN)
- (72) Inventor: **Mo-Tsan Tsai**, Taiwan (CN)
- (73) Assignee: **KE M.O. HOUSE CO., LTD.**,  
Shenzhen (CN)
- (\*\*) Term: **15 Years**
- (21) Appl. No.: **29/730,399**
- (22) Filed: **Apr. 3, 2020**

**Related U.S. Application Data**

- (62) Division of application No. 29/661,536, filed on Aug. 28, 2018, now Pat. No. Des. 883,731.

(30) **Foreign Application Priority Data**

Mar. 2, 2018 (CN) ..... 2018 3 0079953

- (51) **LOC (12) Cl.** ..... **07-02**

- (52) **U.S. Cl.**  
USPC ..... **D7/359; D7/354; D7/360**

- (58) **Field of Classification Search**  
USPC ..... D7/323, 354–363, 391, 393–396, 409,  
D7/587; D24/226  
CPC ..... A47G 19/12; A47J 27/00; A47J 27/002;  
A47J 27/08; A47J 27/21; A47J 27/58;  
A47J 36/025; A47J 36/06; A47J 36/12;  
A47J 37/00; A47J 37/10; A47J 37/101;  
A47J 37/103; A47J 37/12; A47J 37/1204;  
A47J 45/061; A47J 45/071; A47J 45/08;  
B23K 31/02; H05B 6/12

See application file for complete search history.

(56) **References Cited**

U.S. PATENT DOCUMENTS

D246,288	S	*	11/1977	Boucher	.....	D7/587
D283,162	S	*	3/1986	Godsey	.....	D24/226
D373,286	S	*	9/1996	Antonio	.....	D7/361
D377,883	S	*	2/1997	Candianides	.....	D7/361
D582,202	S	*	12/2008	Gerlach	.....	D7/361
8,540,107	B2	*	9/2013	Lee	.....	A47J 36/025 220/573.2
D711,185	S	*	8/2014	Bowden	.....	D7/354
D772,641	S	*	11/2016	Mirchandani	.....	D7/360
D774,349	S	*	12/2016	Zemel	.....	D7/354
D784,754	S	*	4/2017	Li	.....	D7/354
10,258,184	B2	*	4/2019	Lee	.....	A47J 27/002
D883,731	S	*	5/2020	Tsai	.....	D7/359
2015/0001226	A1	*	1/2015	Groll	.....	B23K 31/02 220/573.1

\* cited by examiner

*Primary Examiner* — Ricky Pham

(74) *Attorney, Agent, or Firm* — Hauptman Ham, LLP

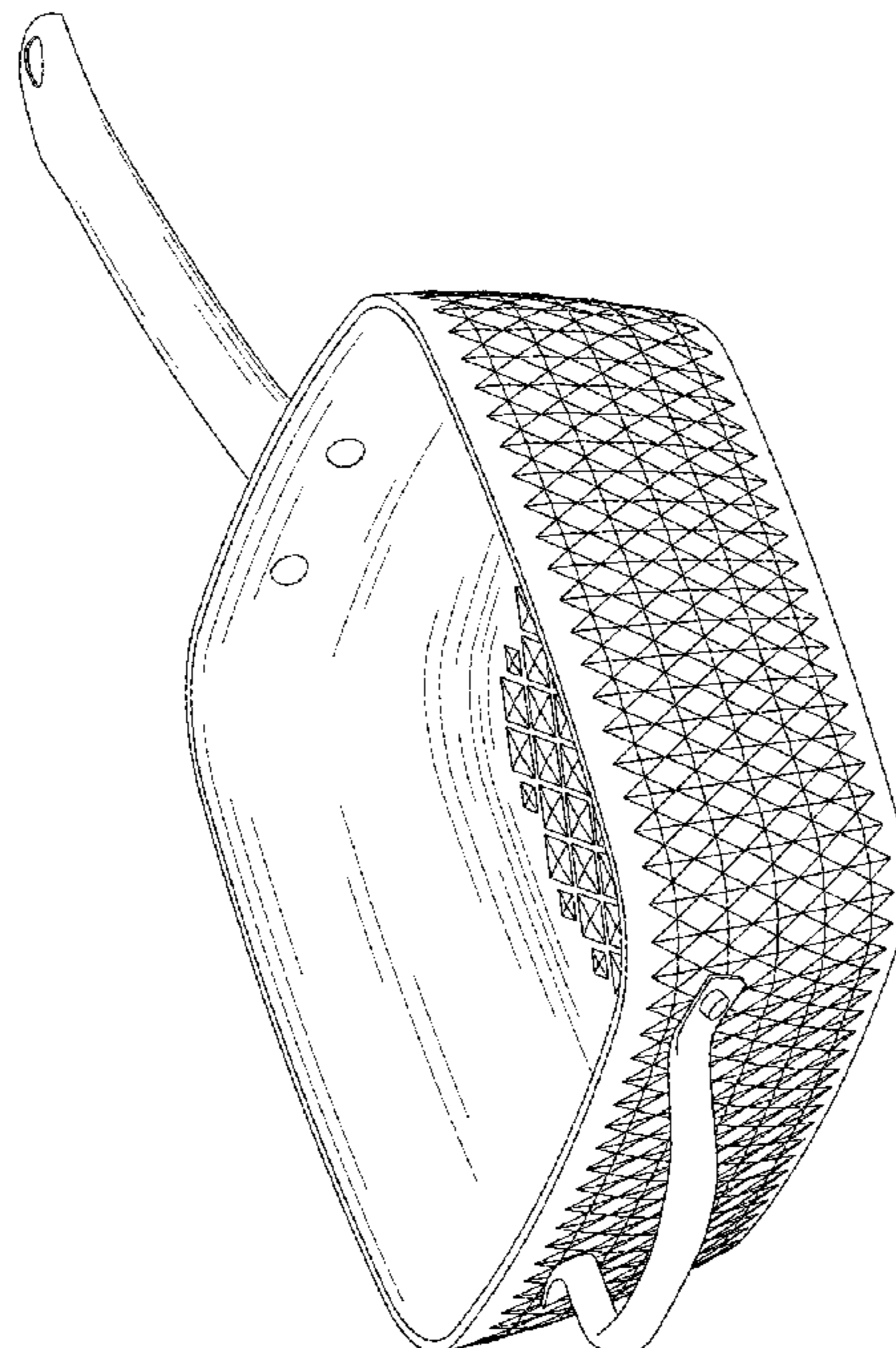
(57) **CLAIM**

The ornamental design for a pot, as shown and described.

**DESCRIPTION**

FIG. 1 is a front view of a pot, showing my new design;  
 FIG. 2 is a rear view thereof;  
 FIG. 3 is a left side view thereof;  
 FIG. 4 is a right side view thereof;  
 FIG. 5 is a top view thereof;  
 FIG. 6 is a bottom view thereof; and,  
 FIG. 7 is a perspective view thereof.  
 The broken lines in the figure drawings represent unclaimed environment only and form no part of the claimed design.

**1 Claim, 6 Drawing Sheets**



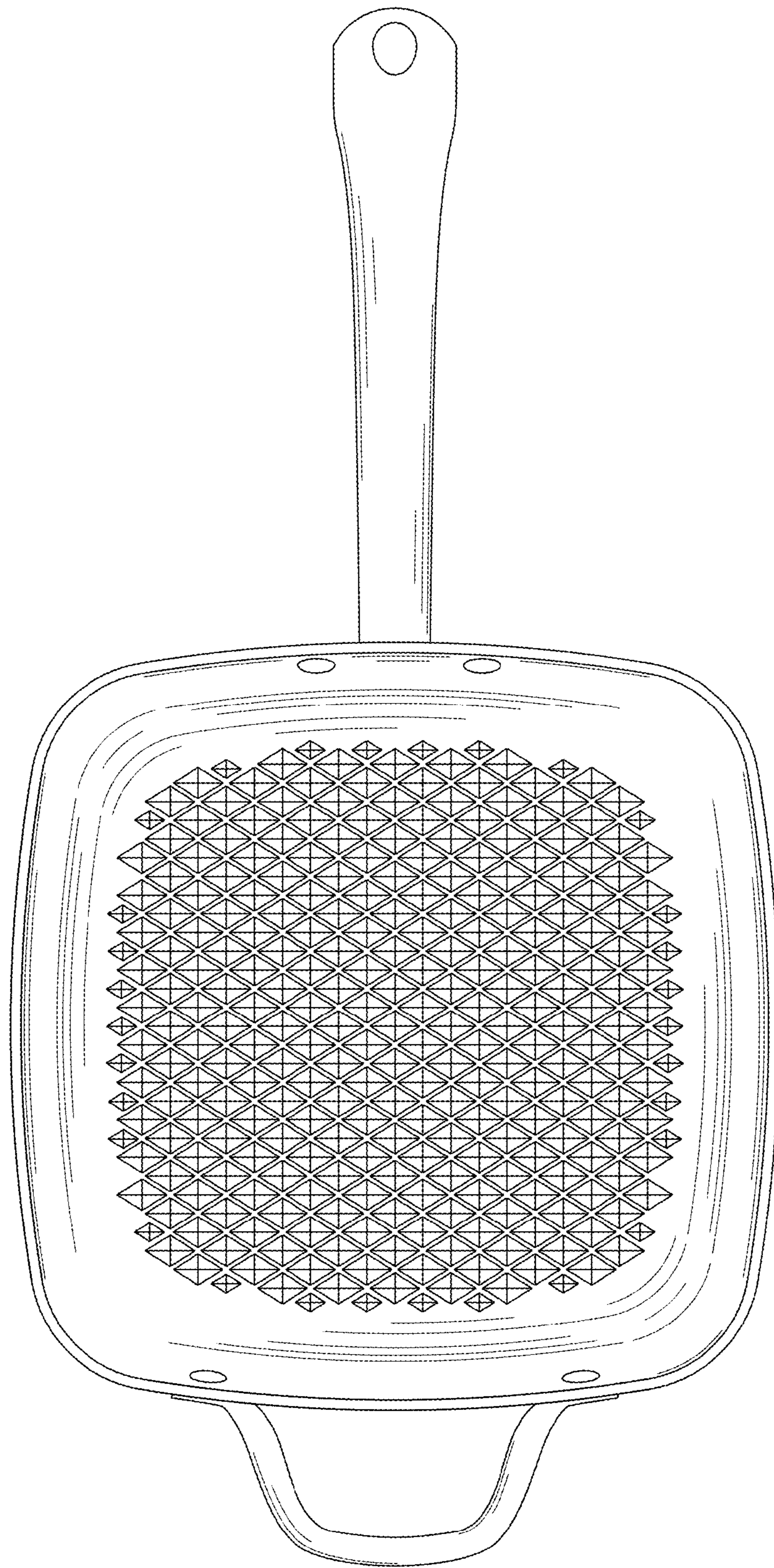


FIG. 1

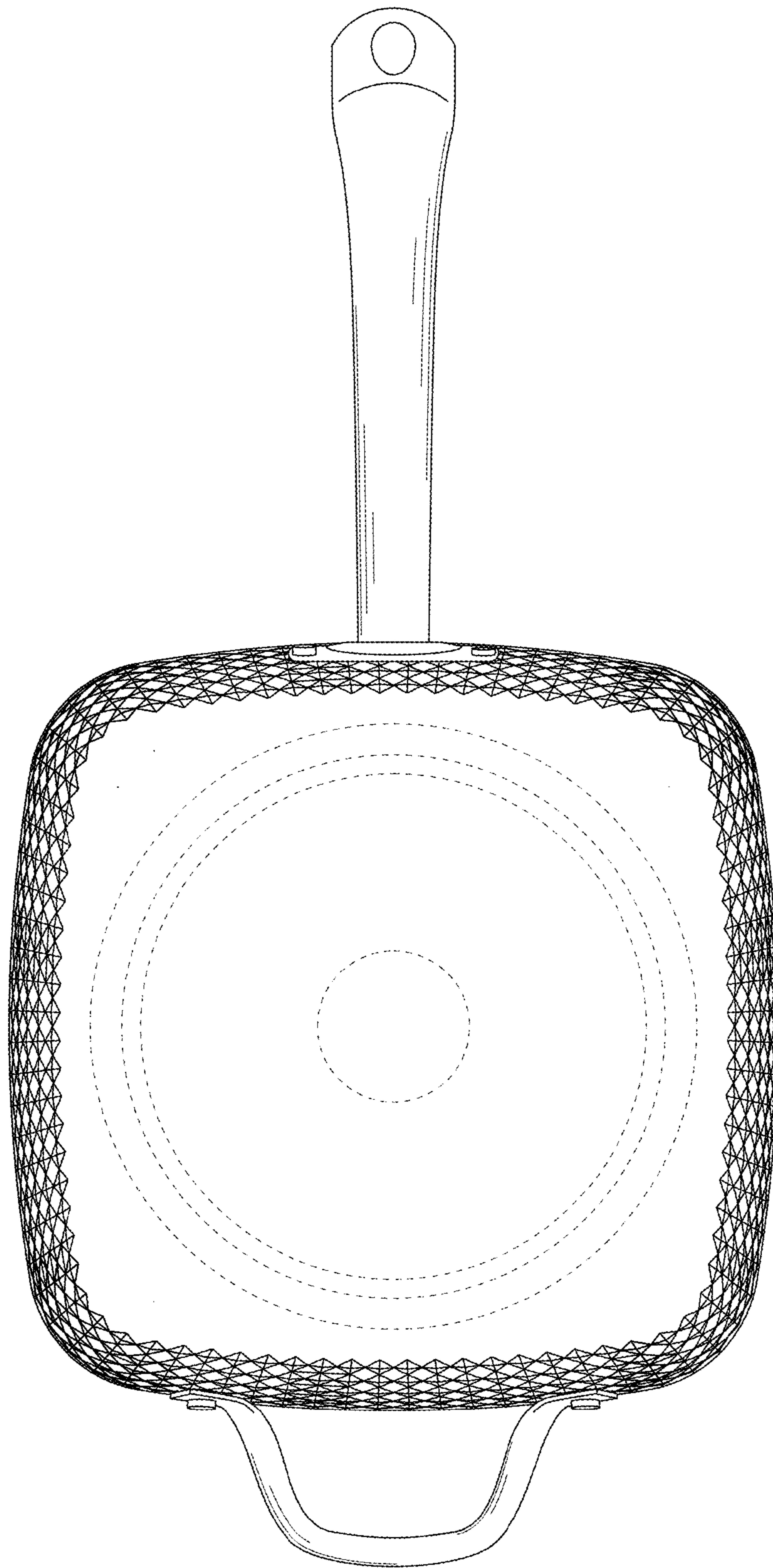


FIG. 2

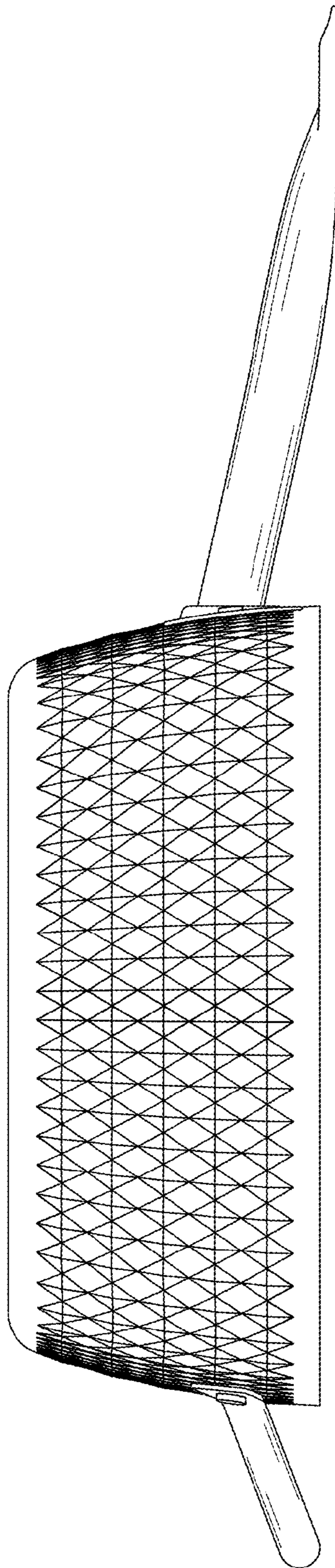


FIG. 3

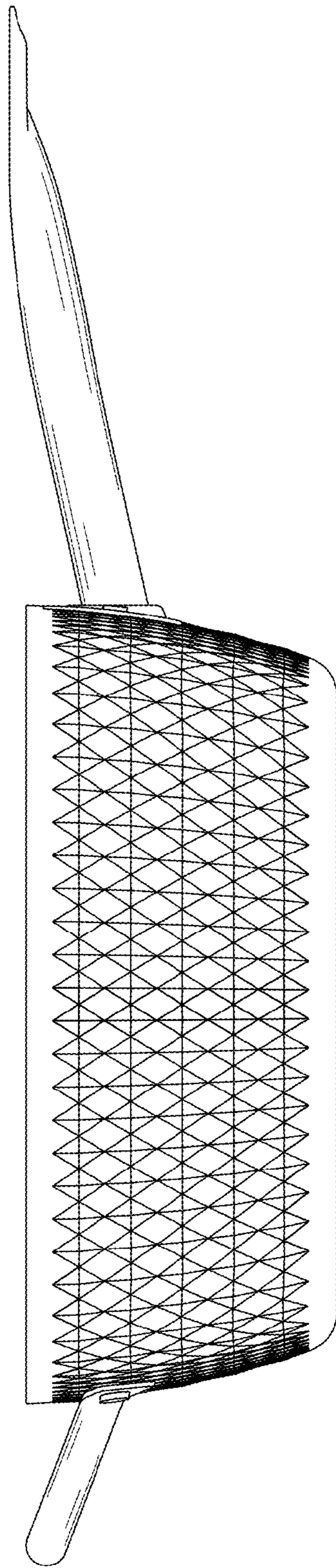


FIG. 4

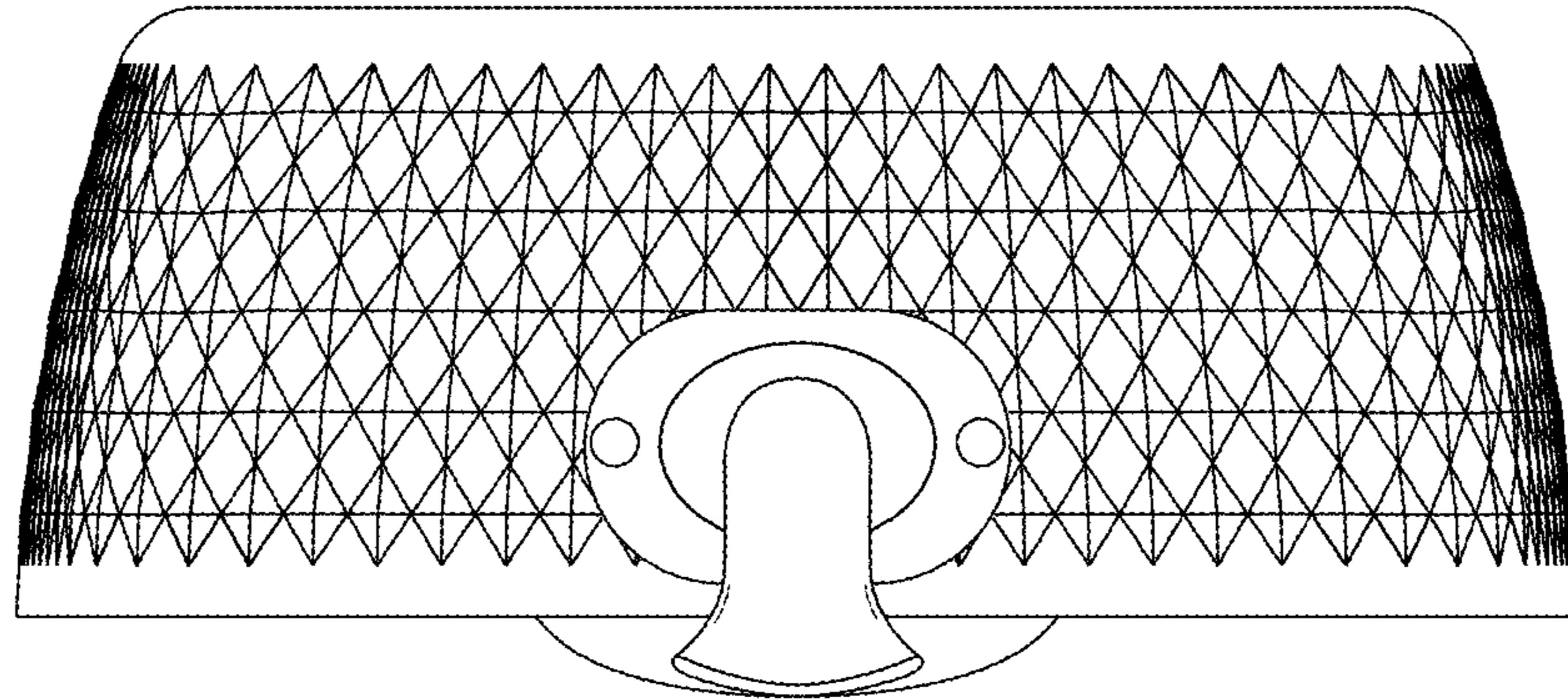


FIG. 5

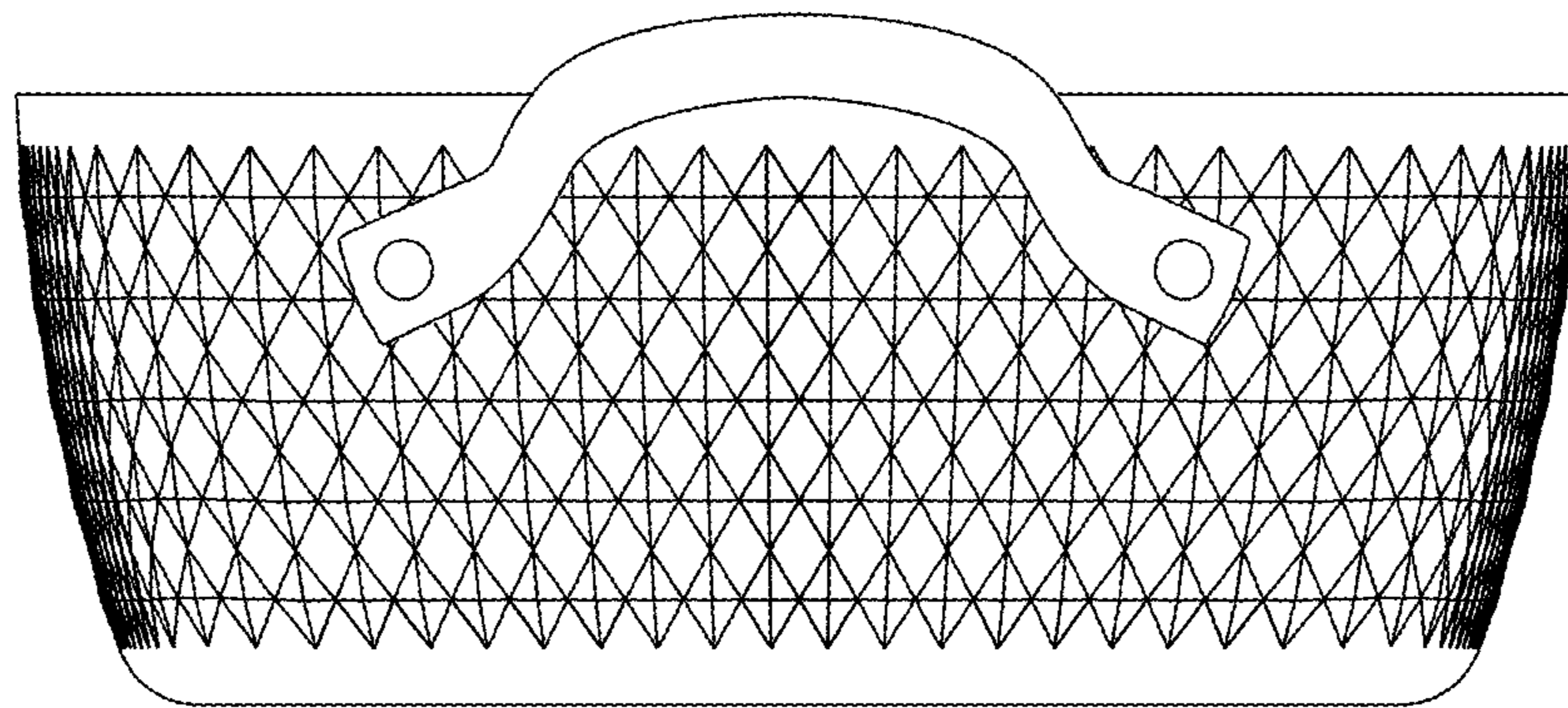


FIG. 6

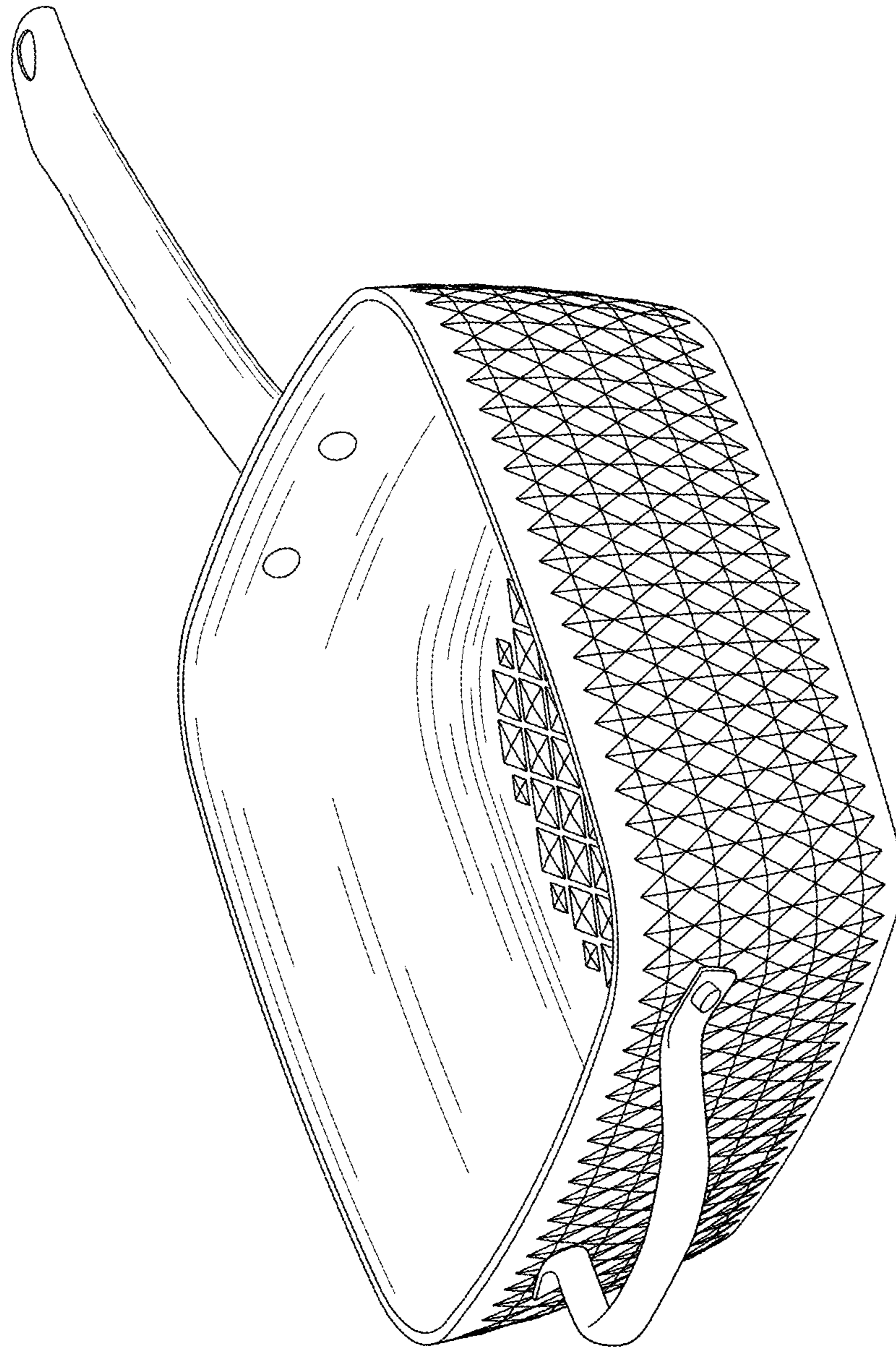


FIG. 7