



US00D894666S

(12) **United States Design Patent** (10) **Patent No.:** **US D894,666 S**
Tsai (45) **Date of Patent:** **** Sep. 1, 2020**

(54) **POT**
(71) Applicant: **KE M.O. HOUSE CO., LTD.**,
Shenzhen (CN)
(72) Inventor: **Mo-Tsan Tsai**, Taiwan (CN)
(73) Assignee: **KE M.O. HOUSE CO., LTD.**,
Shenzhen (CN)
(**) Term: **15 Years**
(21) Appl. No.: **29/730,393**
(22) Filed: **Apr. 3, 2020**

Related U.S. Application Data

(62) Division of application No. 29/661,536, filed on Aug. 28, 2018, now Pat. No. Des. 883,731.

(30) **Foreign Application Priority Data**

Mar. 2, 2018 (CN) 2018 3 0079953

(51) **LOC (12) Cl.** **07-02**

(52) **U.S. Cl.**
USPC **D7/359**; D7/354; D7/361

(58) **Field of Classification Search**
USPC D7/323, 354–363, 391, 393–396, 409,
D7/587; D24/226
CPC A47G 19/12; A47J 27/00; A47J 27/002;
A47J 27/08; A47J 27/21; A47J 27/58;
A47J 36/025; A47J 36/06; A47J 36/12;
A47J 37/00; A47J 37/10; A47J 37/101;
A47J 37/103; A47J 37/12; A47J 37/1204;
A47J 45/061; A47J 45/071; A47J 45/08;
B23K 31/02; H05B 6/12

See application file for complete search history.

(56) **References Cited**
U.S. PATENT DOCUMENTS
D246,288 S * 11/1977 Boucher D7/587
D283,162 S * 3/1986 Godsey D24/226
D373,286 S * 9/1996 Antonio D7/361
D377,883 S * 2/1997 Candianides D7/361
D582,202 S * 12/2008 Gerlach D7/361
8,540,107 B2 * 9/2013 Lee A47J 36/025
220/573.2
D711,185 S * 8/2014 Bowden D7/354
D772,641 S * 11/2016 Mirchandani D7/360
D774,349 S * 12/2016 Zemel D7/354
D784,754 S * 4/2017 Li D7/354
10,258,184 B2 * 4/2019 Lee A47J 27/002
D883,731 S * 5/2020 Tsai D7/359
2015/0001226 A1 * 1/2015 Groll B23K 31/02
220/573.1

* cited by examiner

Primary Examiner — Ricky Pham

(74) *Attorney, Agent, or Firm* — Hauptman Ham, LLP

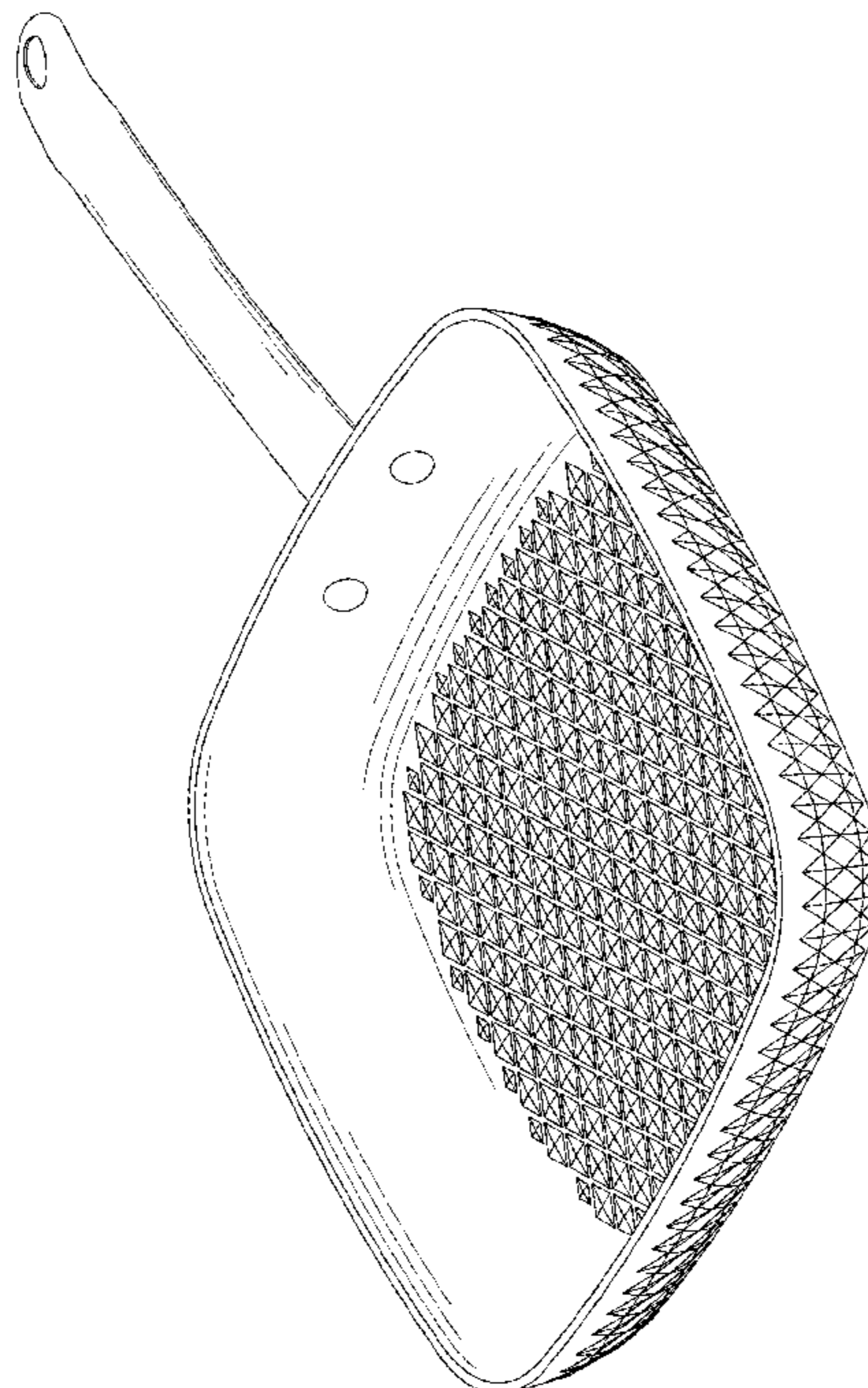
(57) **CLAIM**

The ornamental design for a pot, as shown and described.

DESCRIPTION

FIG. 1 is a front view of a pot, showing my new design;
FIG. 2 is a rear view thereof;
FIG. 3 is a left side view thereof;
FIG. 4 is a right side view thereof;
FIG. 5 is a top view thereof;
FIG. 6 is a bottom view thereof; and,
FIG. 7 is a perspective view thereof.
The broken lines in the figure drawings represent unclaimed environment only and form no part of the claimed design.

1 Claim, 6 Drawing Sheets



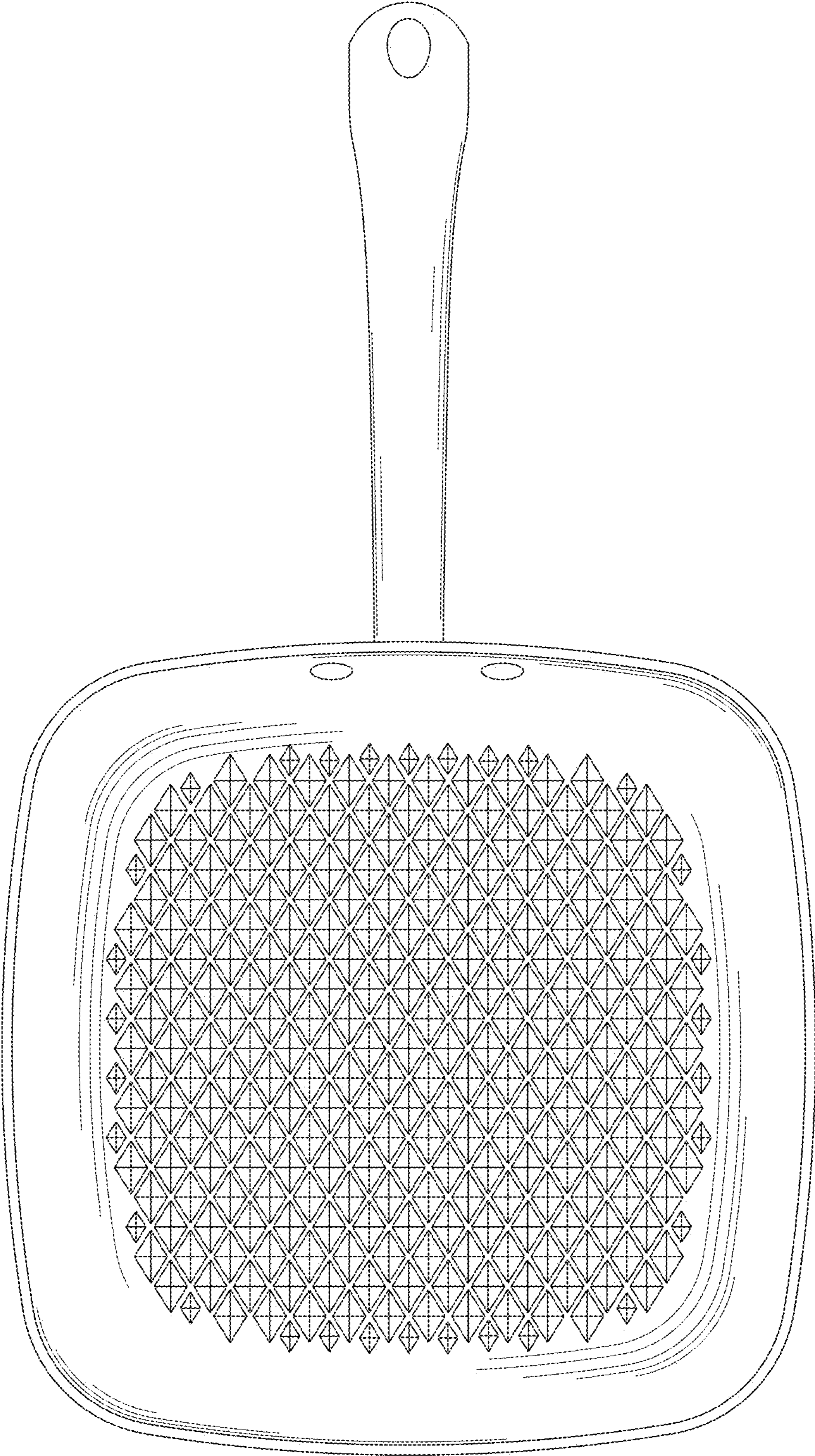


FIG. 1

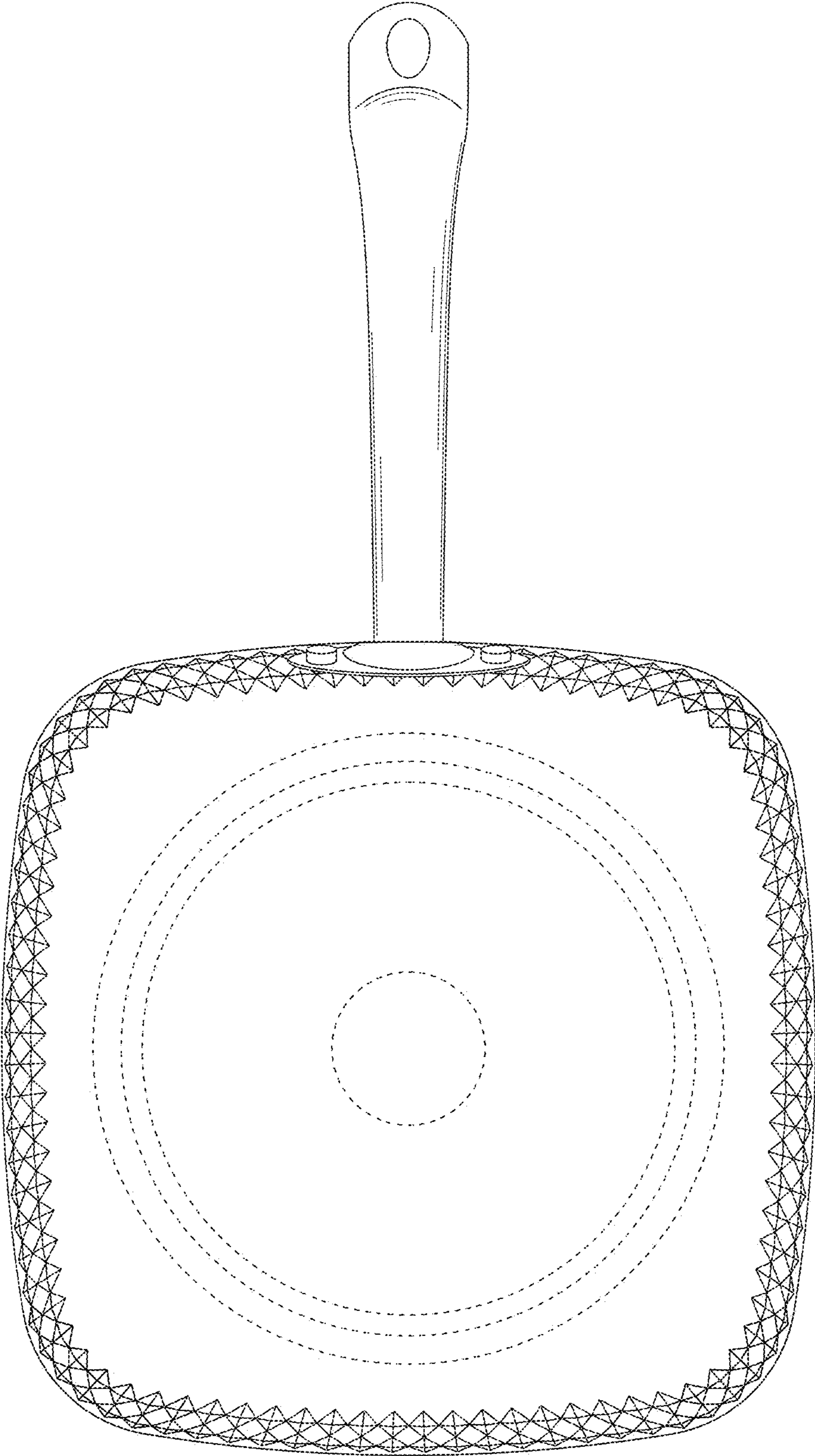


FIG. 2

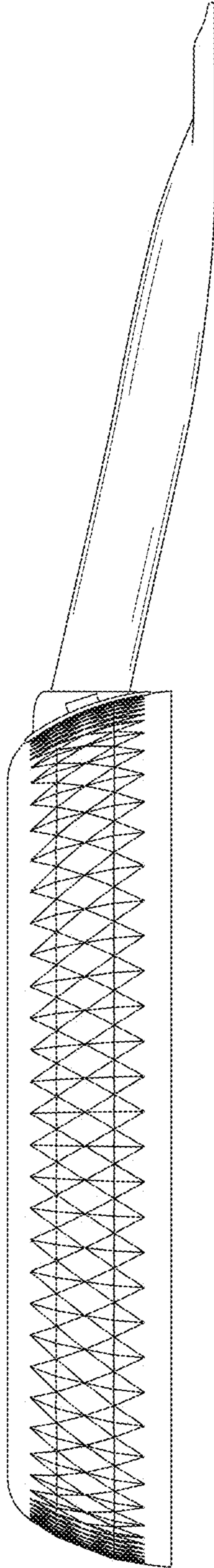


FIG. 3

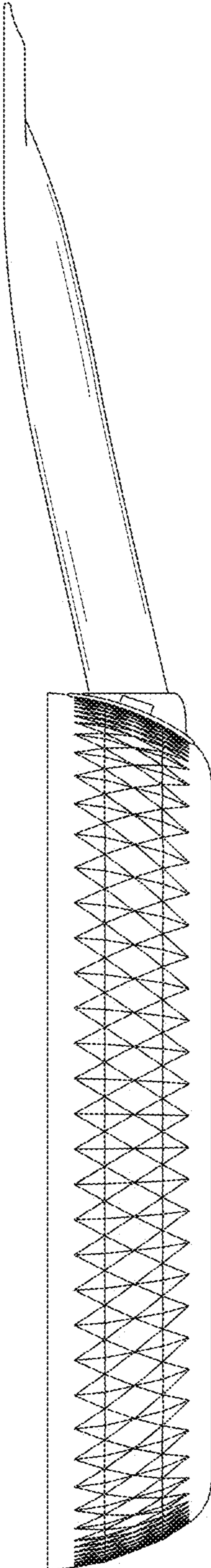


FIG. 4

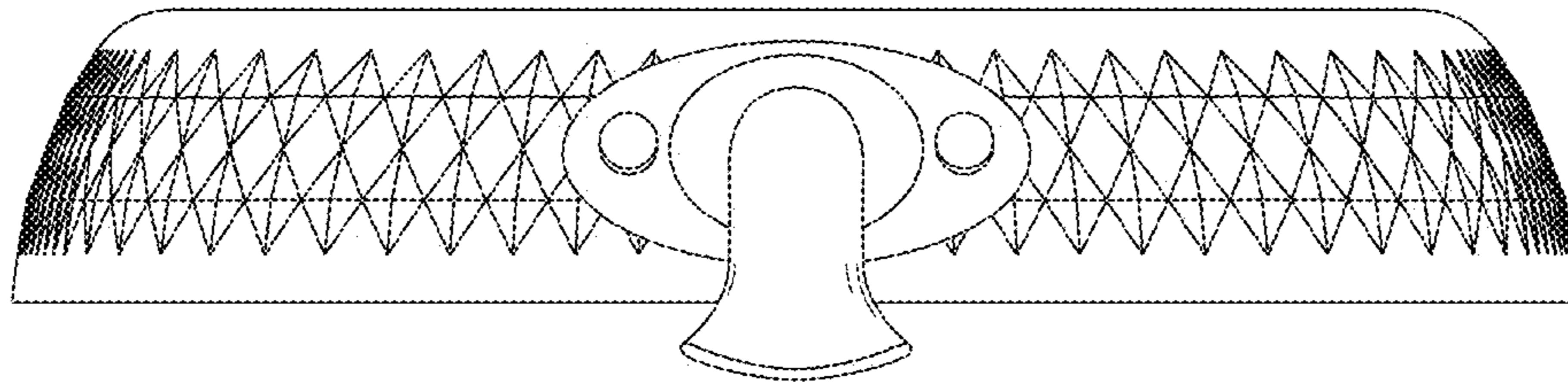


FIG. 5

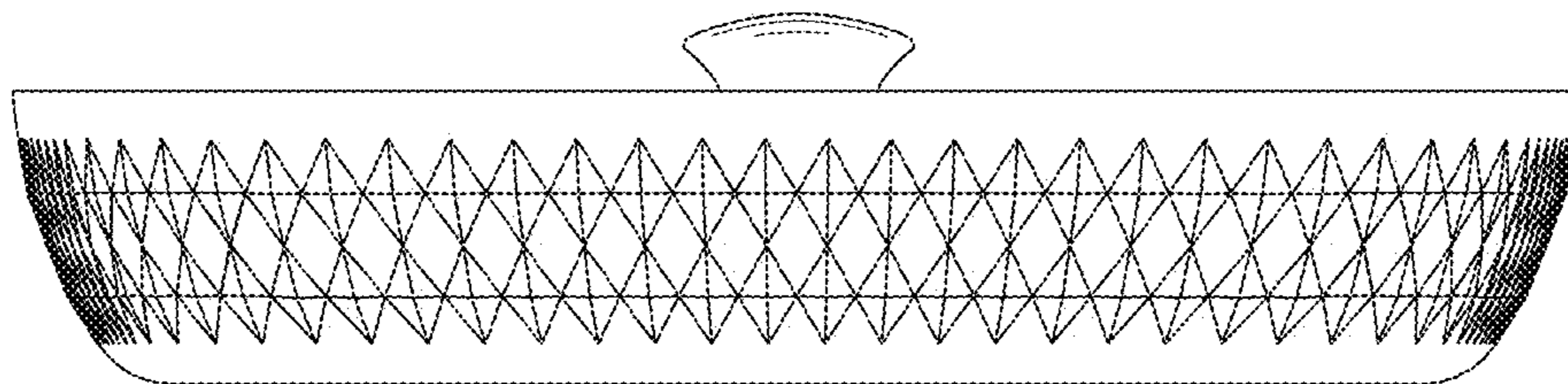


FIG. 6

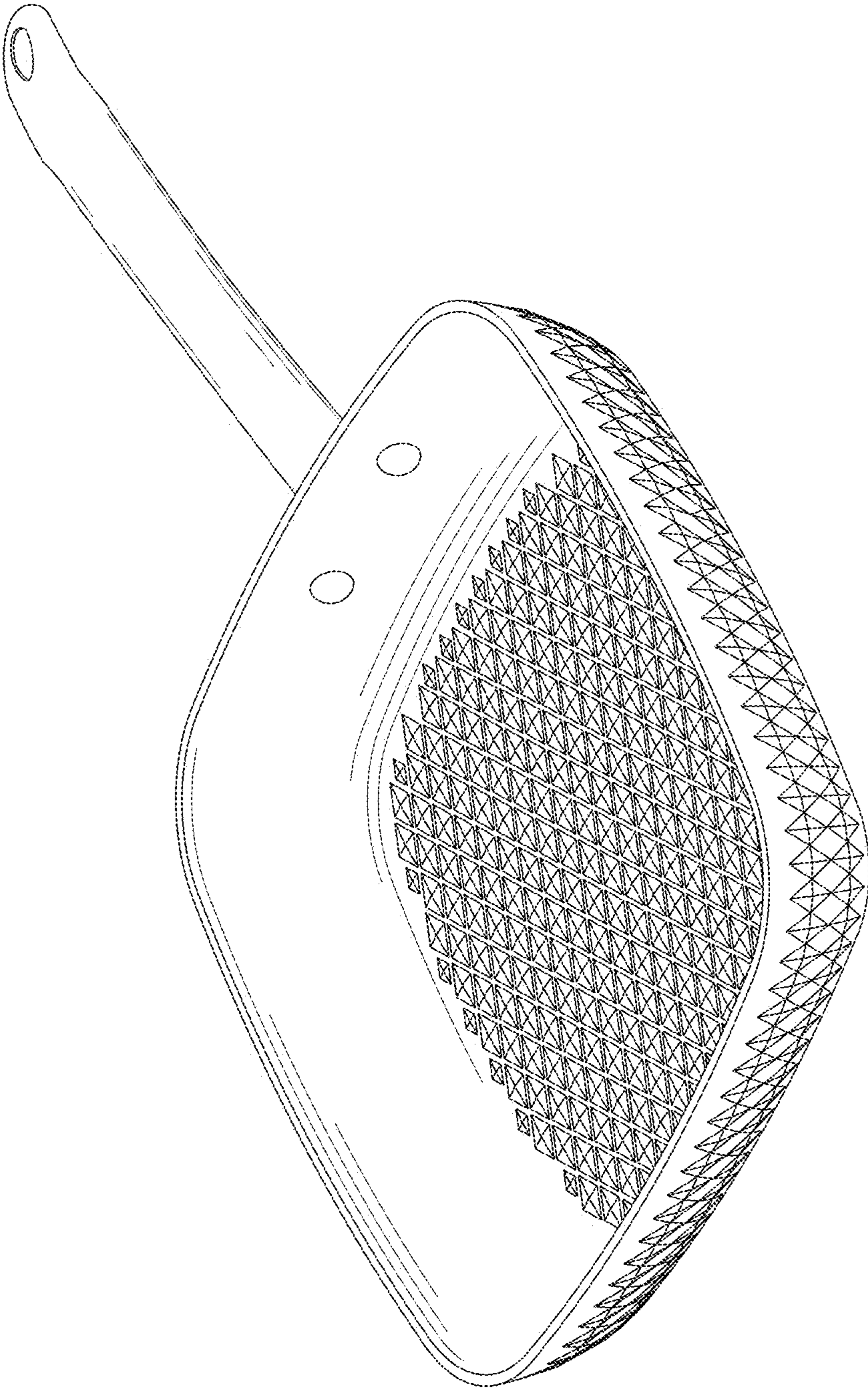


FIG. 7