

US00D894649S

(12) **United States Design Patent** (10) **Patent No.:** **US D894,649 S**
Grossinger et al. (45) **Date of Patent:** **** Sep. 1, 2020**

- (54) **TABLE**
- (71) Applicant: **RAINLIGHT STUDIO LLC**, Culver City, CA (US)
- (72) Inventors: **Susan Grossinger**, Culver City, CA (US); **Yorgo Lykouria**, London (GB); **James Bennett**, Culver City, CA (US); **Hiroshi Saotome**, Kanagawa (JP)
- (73) Assignee: **RAINLIGHT STUDIO LLC**, Culver City, CA (US)
- (**) Term: **15 Years**
- (21) Appl. No.: **29/685,672**
- (22) Filed: **Mar. 29, 2019**
- (51) **LOC (12) Cl.** **06-03**
- (52) **U.S. Cl.**
USPC **D6/690**
- (58) **Field of Classification Search**
USPC D6/349, 685, 686, 690, 691, 691.1-691.9
CPC A47B 7/00; A47B 13/00; A47B 13/02;
A47B 13/04; A47B 13/06; A47B 13/08;
A47B 13/10; A47B 13/12; A47B 17/00;
A47B 21/00; A47B 2200/0001; A47B
2200/0011; A47B 2200/002
See application file for complete search history.

| | | | |
|--------------|--------|-----------------|--------|
| D620,287 S * | 7/2010 | Haudressy | D6/691 |
| D644,456 S * | 9/2011 | Martin | D6/690 |
| D731,216 S * | 6/2015 | Sorel | D6/690 |
| D825,966 S * | 8/2018 | Muller | D6/697 |
| D873,041 S * | 1/2020 | Aguirre | D6/349 |

OTHER PUBLICATIONS

Okamura—Core Contract Brands—Nagare designed by Rainlight Studio wins 2019 HiP <http://www.corecontractbrands.com/okamura> retrieved from the internet on Mar. 19, 2020.*

* cited by examiner

Primary Examiner — Mary Ann Calabrese
(74) *Attorney, Agent, or Firm* — IPUSA, PLLC

(57) **CLAIM**

The ornamental design for a table, as shown and described.

DESCRIPTION

FIG. 1 is a front, top, and right side perspective view of a table, showing our new design;
FIG. 2 is a rear, top, and right side perspective view thereof;
FIG. 3 is a front view thereof;
FIG. 4 is a rear view thereof;
FIG. 5 is a top plan view thereof;
FIG. 6 is a bottom plan view thereof;
FIG. 7 is a right side view thereof; and,
FIG. 8 is a cross-sectional view taken along the line 8-8 in FIG. 3.

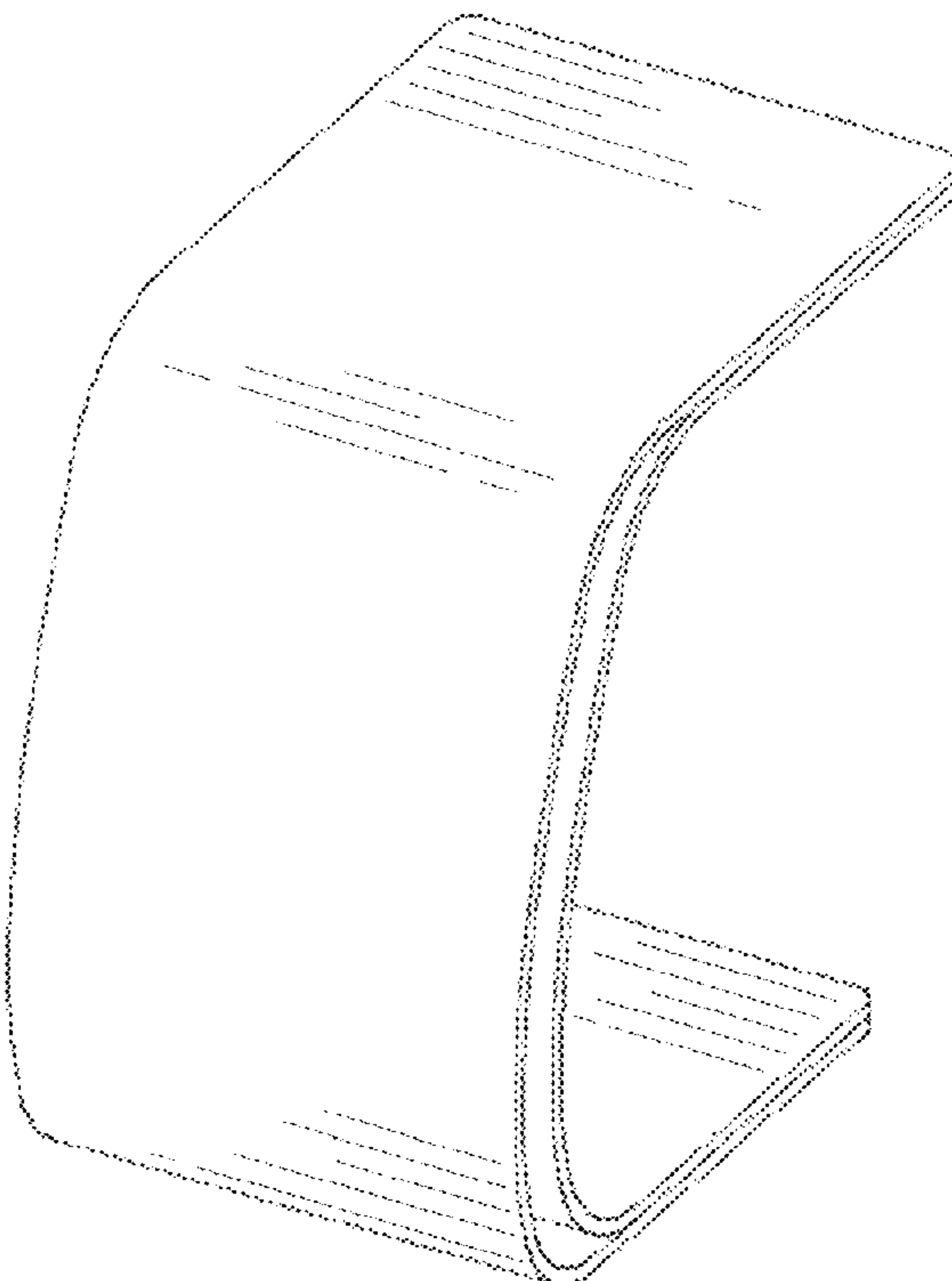
The left side view is omitted because it is a mirror image of the right side view.

(56) **References Cited**

U.S. PATENT DOCUMENTS

| | | | |
|--------------|--------|-----------------|--------|
| D490,620 S * | 6/2004 | Delaney | D6/365 |
| D547,975 S * | 8/2007 | Lighthart | D6/689 |

1 Claim, 4 Drawing Sheets



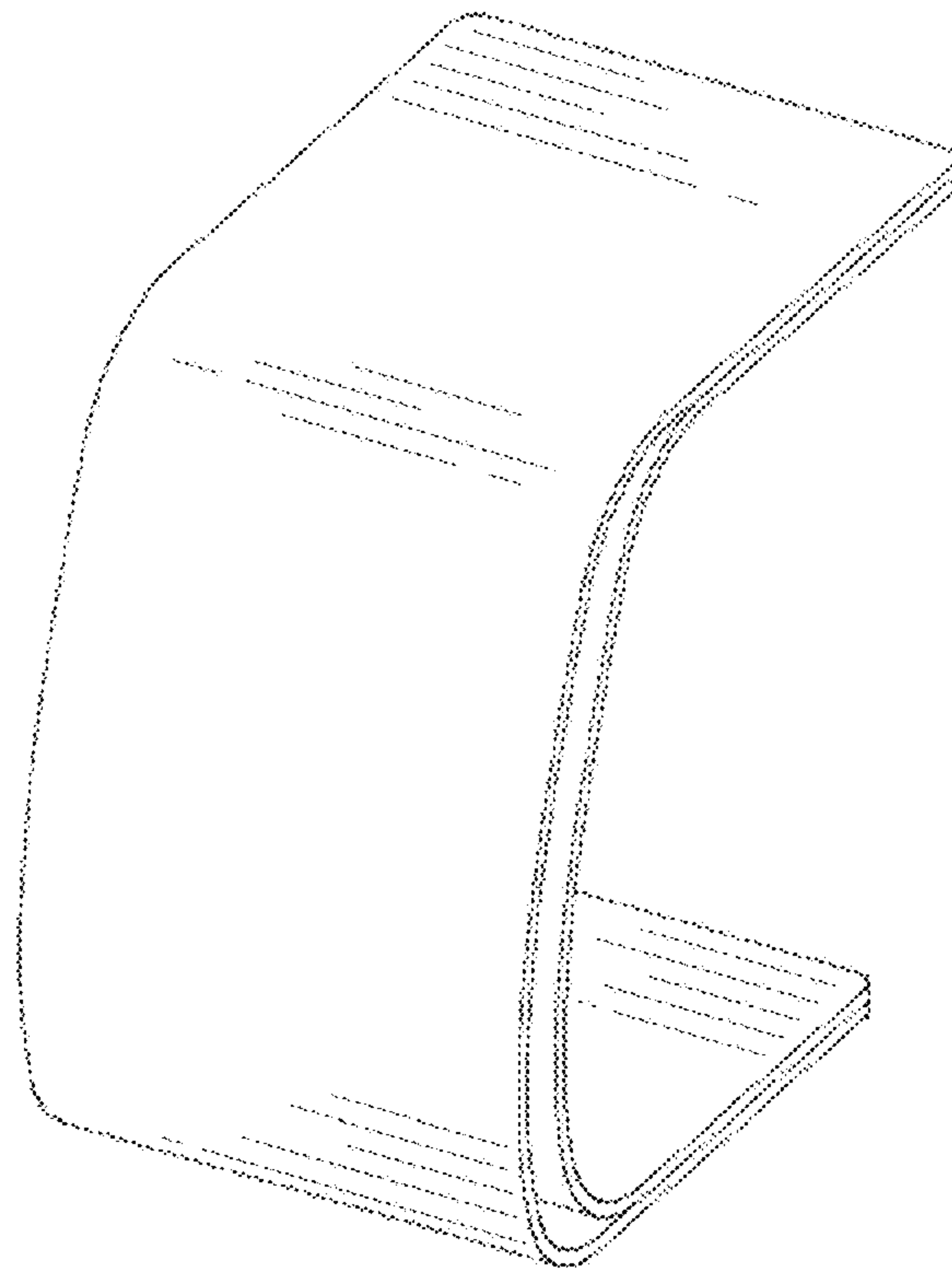


Fig. 1

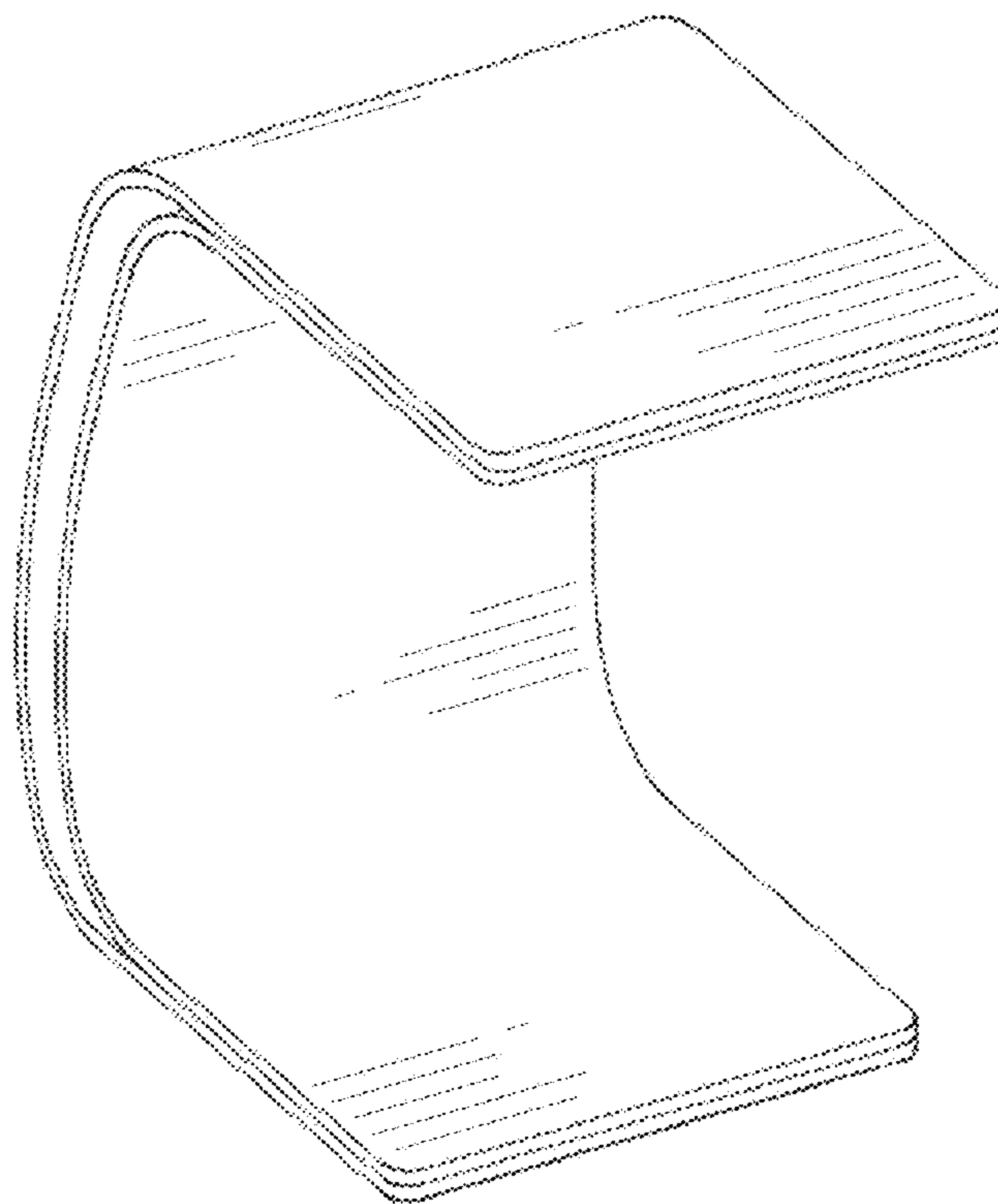


Fig. 2




Fig. 3




Fig. 4




Fig. 5

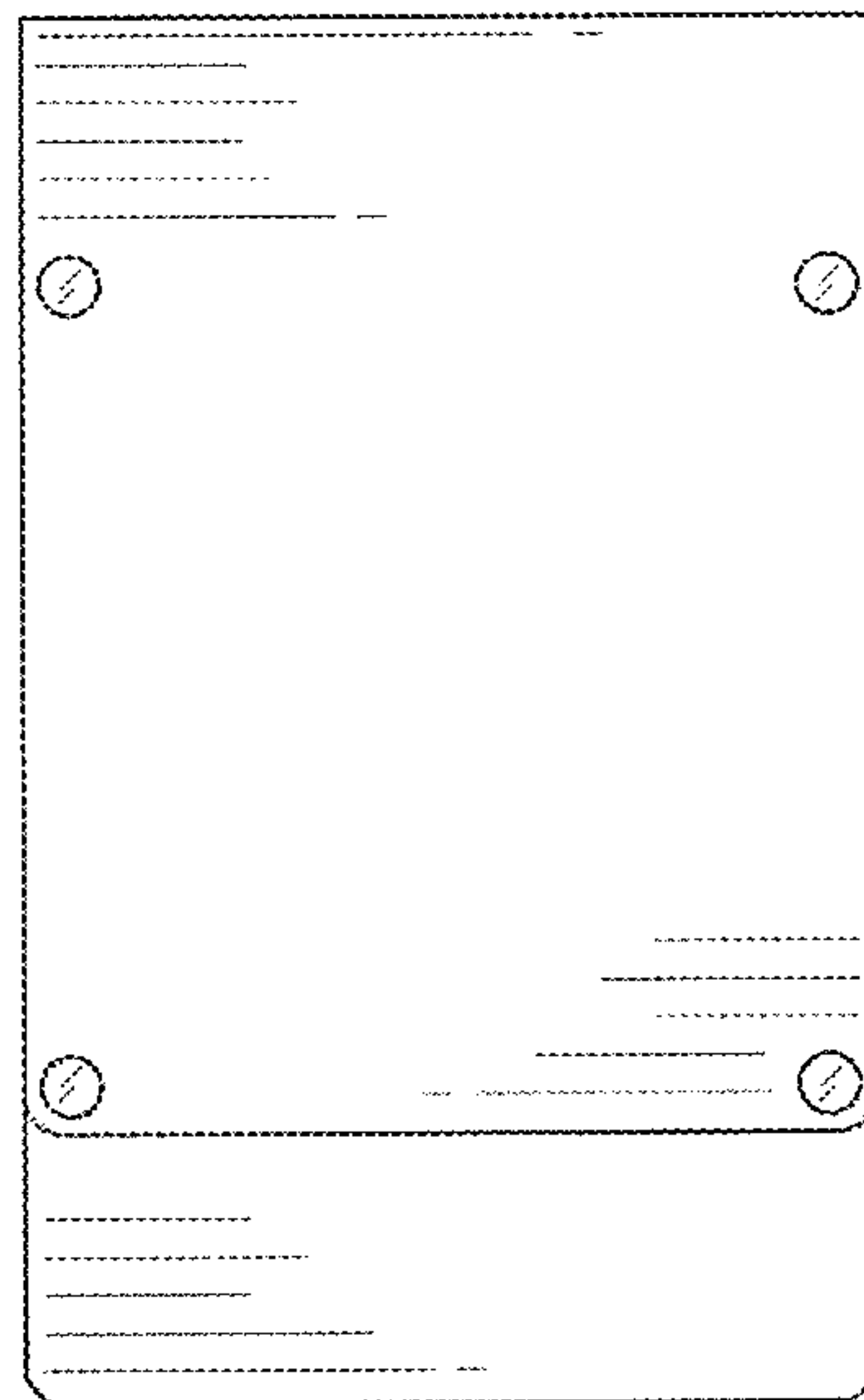


Fig. 6

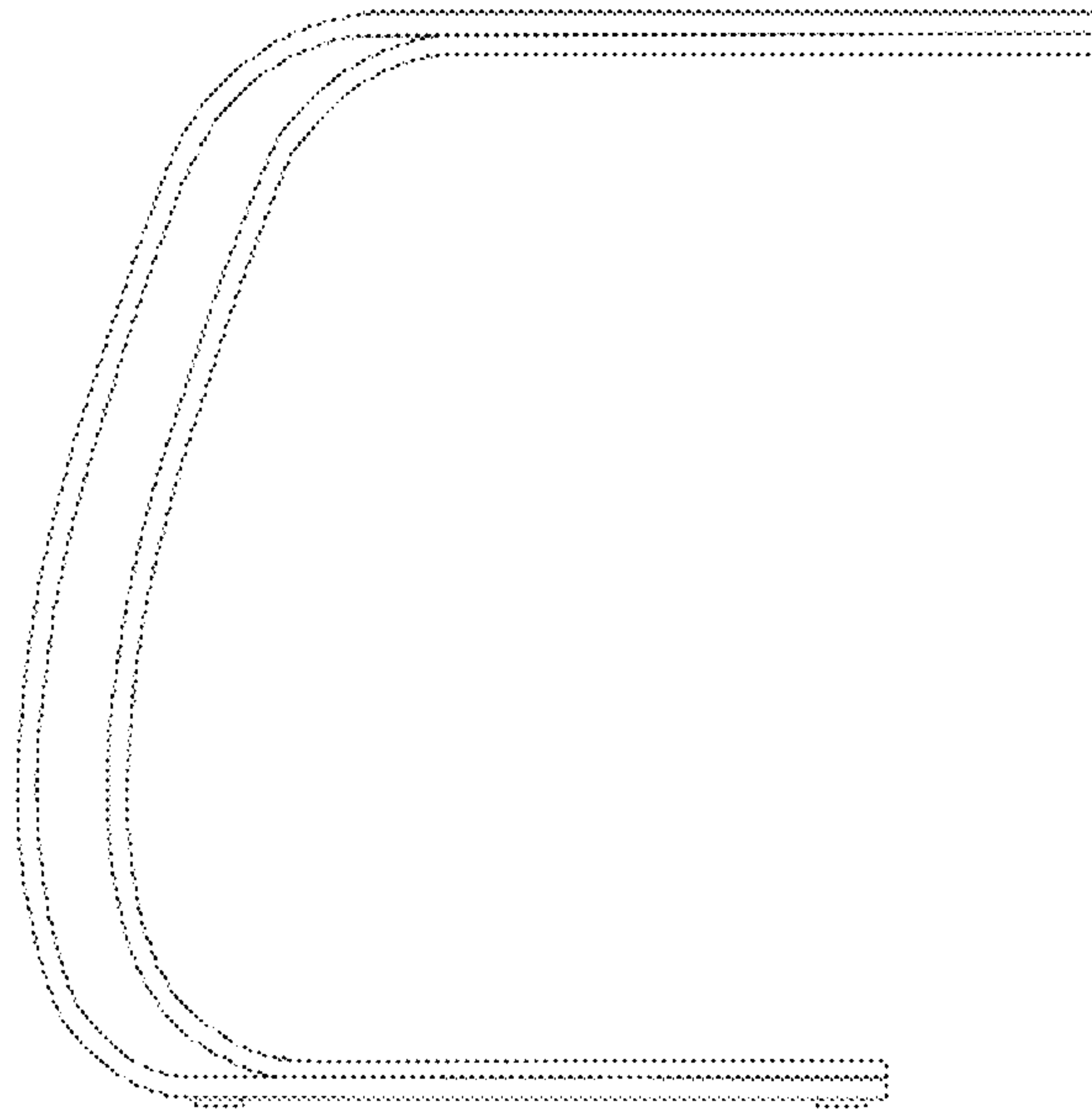


Fig. 7




Fig. 8